

Manuals+

[Q & A](#) | [Deep Search](#) | [Upload](#)

[manuals.plus](#) /

- › [Lincoln](#) /
- › [1998 Lincoln Mark VIII Repair Shop Manual - 2 Volume Set](#)

Lincoln Mark VIII

1998 Lincoln Mark VIII Repair Shop Manual - 2 Volume Set

Original Workshop Manual for the 1998 Lincoln Mark VIII Vehicle

INTRODUCTION

This document serves as an instruction manual for the 1998 Lincoln Mark VIII Repair Shop Manual, an original two-volume set. It provides guidance on the structure and intended use of the physical repair manuals, which are essential resources for diagnosing, maintaining, and repairing your 1998 Lincoln Mark VIII vehicle. This manual is designed for automotive technicians and experienced DIY enthusiasts.

MANUAL OVERVIEW

The 1998 Lincoln Mark VIII Repair Shop Manual is presented as a comprehensive two-volume set. Each volume contains detailed information pertinent to specific systems and components of the vehicle. This division allows for a more organized and in-depth coverage of all repair and maintenance topics.




Image: The covers of the 1998 Lincoln Mark VIII Workshop Manual, showing Volume I and Volume II. Both covers are green with "Ford 1998" and "MARK VIII WORKSHOP MANUAL" printed on them, along with their respective volume numbers.

USING THIS MANUAL

To effectively utilize the 1998 Lincoln Mark VIII Repair Shop Manual, follow these guidelines:

- **Consult the Index:** Each volume typically includes a detailed index at the back. Use this to quickly locate specific components, systems, or procedures.
- **Review Section Overviews:** Before diving into a specific repair, read the introductory paragraphs of the relevant section. This provides context and highlights any special tools or precautions.
- **Follow Step-by-Step Instructions:** Procedures are generally presented in a sequential, step-by-step format. Adhere to these steps precisely to ensure correct execution.
- **Refer to Diagrams and Illustrations:** The manuals contain numerous diagrams, exploded views, and illustrations. These visual aids are crucial for understanding component placement and assembly.
- **Note Specifications:** Torque specifications, fluid capacities, and other critical data are provided. Always refer to these specifications during assembly and fluid changes.

SAFETY INFORMATION

Always prioritize safety when performing any vehicle maintenance or repair. The manual assumes a basic understanding of automotive safety practices. Key safety considerations include:

- **Personal Protective Equipment (PPE):** Wear appropriate safety glasses, gloves, and other protective gear as required.
- **Vehicle Support:** Ensure the vehicle is securely supported on jack stands before working underneath it. Never rely solely on a jack.
- **Battery Disconnection:** Disconnect the battery's negative terminal before working on electrical components to prevent accidental shorts or injury.
- **Fluid Handling:** Handle automotive fluids (oil, coolant, brake fluid, etc.) with care and dispose of them properly according to local regulations.
- **Hot Components:** Be aware that engine and exhaust components can remain hot for an extended period after operation.

MAINTENANCE PROCEDURES

The manual provides detailed instructions for routine maintenance tasks essential for the longevity and performance of your 1998 Lincoln Mark VIII. These procedures typically include:

- Oil and filter changes
- Fluid level checks and top-ups (coolant, brake fluid, power steering fluid, transmission fluid)
- Tire rotation and pressure checks
- Brake system inspection and service
- Spark plug replacement
- Belt and hose inspection

REPAIR PROCEDURES

Comprehensive repair procedures are covered for various vehicle systems. These sections guide users through disassembly, inspection, repair, and reassembly processes. Examples of covered systems include:

- Engine mechanical and electronic systems

- Transmission (automatic)
- Brake system (ABS, hydraulic components)
- Steering and suspension
- Heating, ventilation, and air conditioning (HVAC)
- Electrical system and wiring diagrams
- Body and interior components

TROUBLESHOOTING

The manual includes dedicated sections for troubleshooting common issues. These sections often feature diagnostic charts, symptom-based guides, and testing procedures to help identify the root cause of a problem. Following these systematic approaches can significantly reduce diagnostic time and ensure accurate repairs.

TECHNICAL SPECIFICATIONS

Detailed technical specifications for the 1998 Lincoln Mark VIII are provided throughout the manual, often consolidated in specific chapters or appendices. These specifications include, but are not limited to, engine displacement, horsepower, torque, dimensions, weight, fluid capacities, and electrical values. Always refer to these official specifications for accurate repair and maintenance.

INDEX AND GLOSSARY

To facilitate navigation and understanding, the repair manuals typically include a comprehensive index and, in some cases, a glossary of technical terms. The index allows users to quickly locate information on specific parts or procedures, while the glossary defines specialized terminology used within the manual.

SUPPORT AND ADDITIONAL RESOURCES






As an original print publication, direct manufacturer support for this specific manual set may be limited due to its age. For further assistance or clarification on complex procedures, it is recommended to consult with certified Lincoln service technicians or reputable automotive repair professionals. Online forums and communities dedicated to the Lincoln Mark VIII may also offer valuable insights and shared experiences.

Related Documents - Mark VIII



[Lincoln Accessories Catalog: Enhance Your Lincoln Vehicle](#)

Explore the official Lincoln Accessories catalog, featuring a comprehensive range of enhancements for your Lincoln vehicle. Discover high-quality accessories for models like Continental, MKX, Navigator, Aviator, and more, covering electronics, security, interior comfort, and exterior styling.

	<p><u>2014 Lincoln MKZ Hybrid Owner's Manual: Features, Safety, and Operation Guide</u></p> <p>Comprehensive owner's manual for the 2014 Lincoln MKZ Hybrid, detailing vehicle operation, safety features, maintenance, and driving tips to ensure a safe and enjoyable experience.</p>
	<p><u>2024 Lincoln Nautilus Owner's Manual</u></p> <p>Comprehensive owner's manual for the 2024 Lincoln Nautilus, covering features, operation, safety, and maintenance.</p>
	<p><u>2022 Lincoln Nautilus Owner's Manual</u></p> <p>Comprehensive owner's manual for the 2022 Lincoln Nautilus, covering features, operation, safety, and maintenance. Includes detailed sections on interior and exterior features, climate control, safety systems, and more.</p>
	<p><u>2016 Lincoln MKC Owner's Manual</u></p> <p>Your comprehensive guide to the 2016 Lincoln MKC. This manual covers vehicle operation, safety features, maintenance, and technology to ensure a confident and enjoyable driving experience.</p>
	<p><u>2015 Lincoln MKT Owner's Manual</u></p> <p>Comprehensive owner's manual for the 2015 Lincoln MKT, covering safety features, controls, maintenance, and specifications. Learn how to operate and care for your Lincoln MKT.</p>