Saved from manuals.plus.
Open the live page for links to other documents and user manuals.

Lexus GS 430 GS 300

Lexus 2003 GS 430 GS 300 Original Owner's Manual Set: User Guide

This guide provides instructions on how to effectively use and maintain your original 2003 Lexus GS 430 and GS 300 owner's manual set.

1. Introduction to Your Manual Set

This original owner's manual set for the 2003 Lexus GS 430 and GS 300 vehicles provides essential information for operating, maintaining, and understanding your vehicle's features. The set typically includes several distinct booklets and guides, housed in a protective folio.



Image 1.1: The protective black leather-bound folio for the Lexus owner's manual set. It features an embossed Lexus logo on the front cover and a strap closure.

2. Manual Set Components

The complete set typically includes the following documents:

- **Owner's Manual:** The primary guide for vehicle operation and features.
- **Navigation System Owner's Manual:** Dedicated manual for vehicles equipped with the Lexus Navigation System.
- **Owner's Manual Supplement:** Contains additional information such as owner amenities, warranty details, and specific maintenance schedules.
- **Quick Reference Guide:** A concise guide for frequently used features, especially for the navigation system.
- **Navigation System CD-ROM/DVD:** For map data and system updates (if applicable).

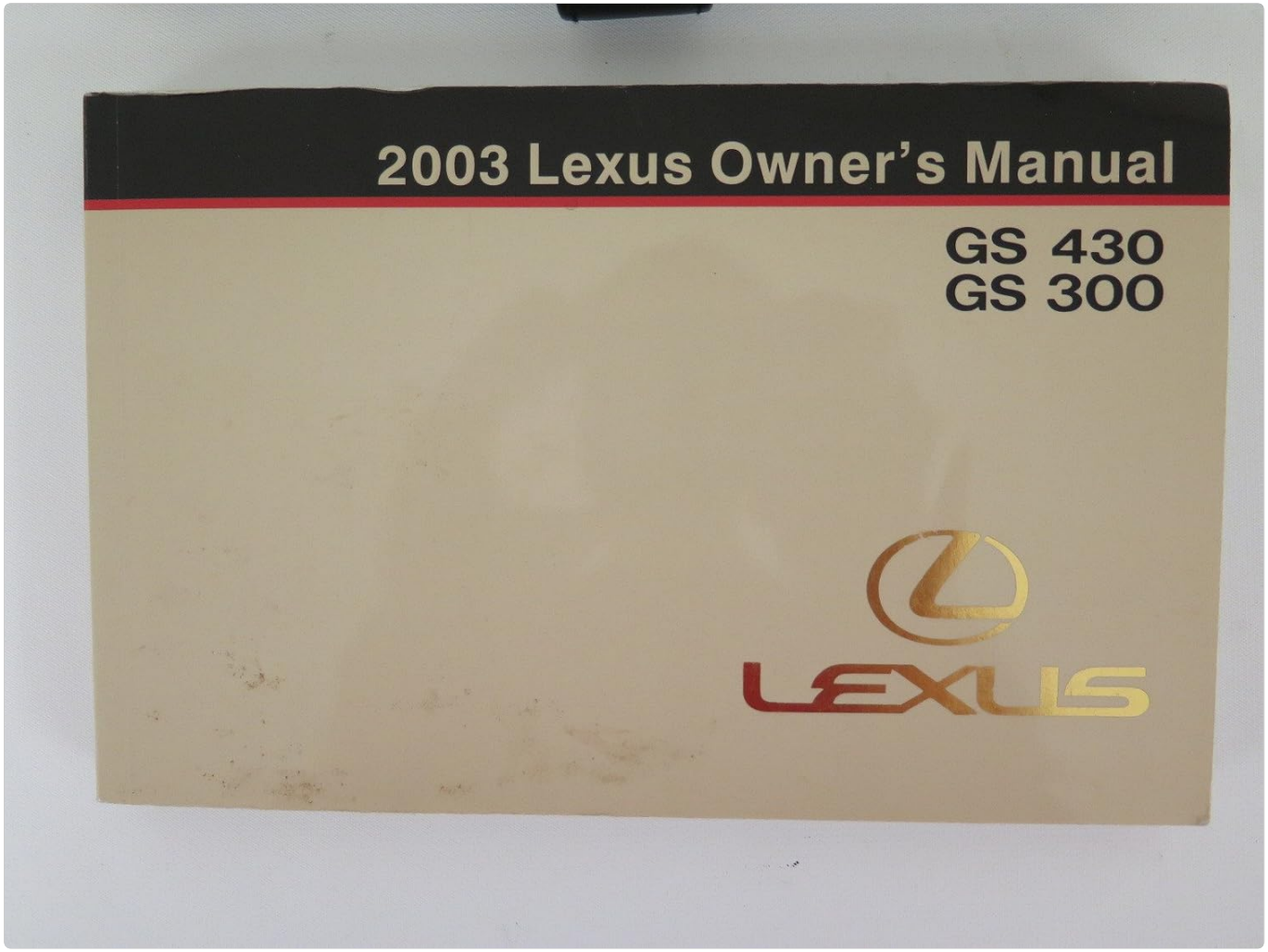

Image 2.1: The main 2003 Lexus Owner's Manual cover, indicating models GS 430 and GS 300.

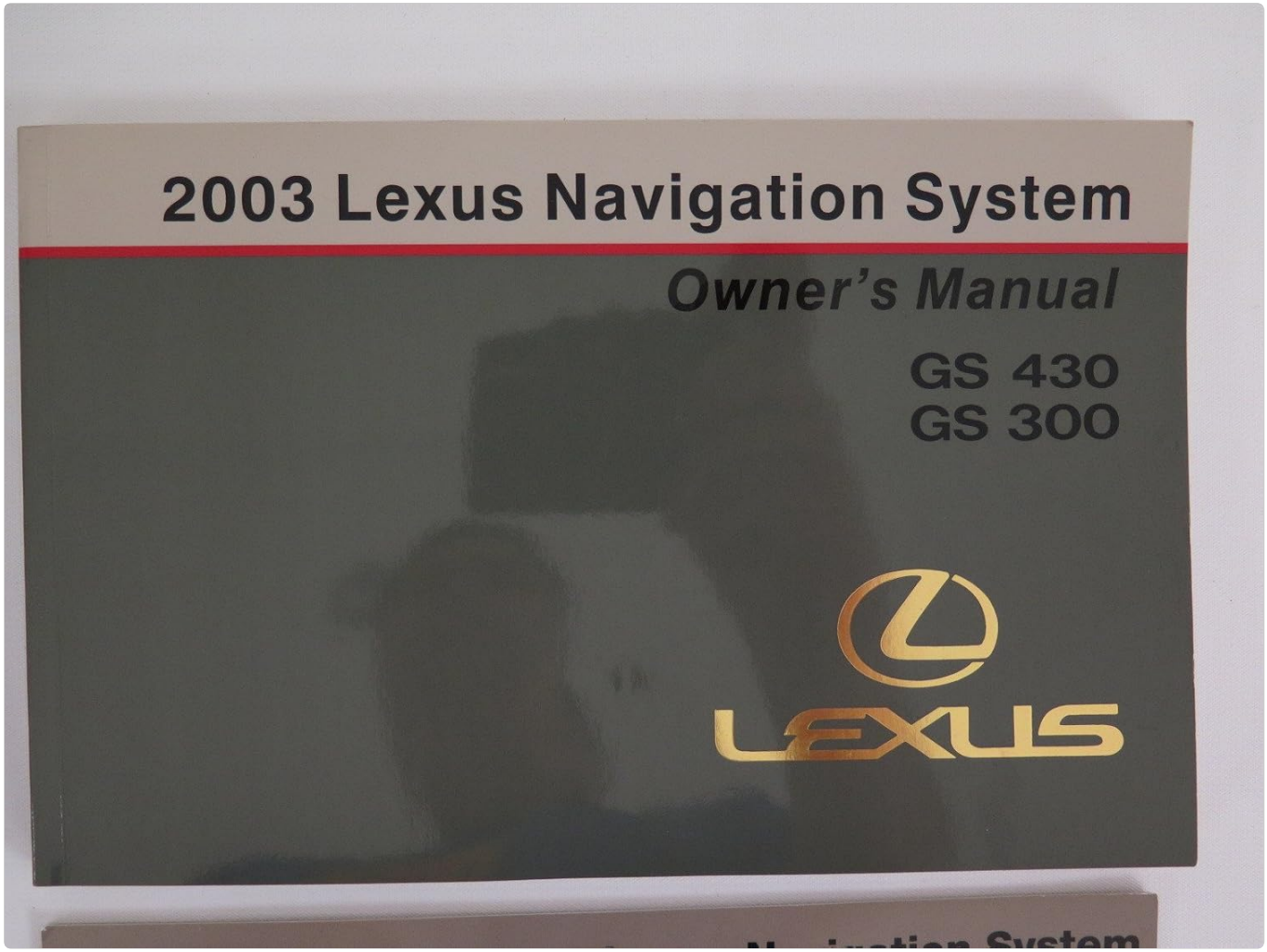

Image 2.2: The 2003 Lexus Navigation System Owner's Manual cover, specific to GS 430 and GS 300 models.

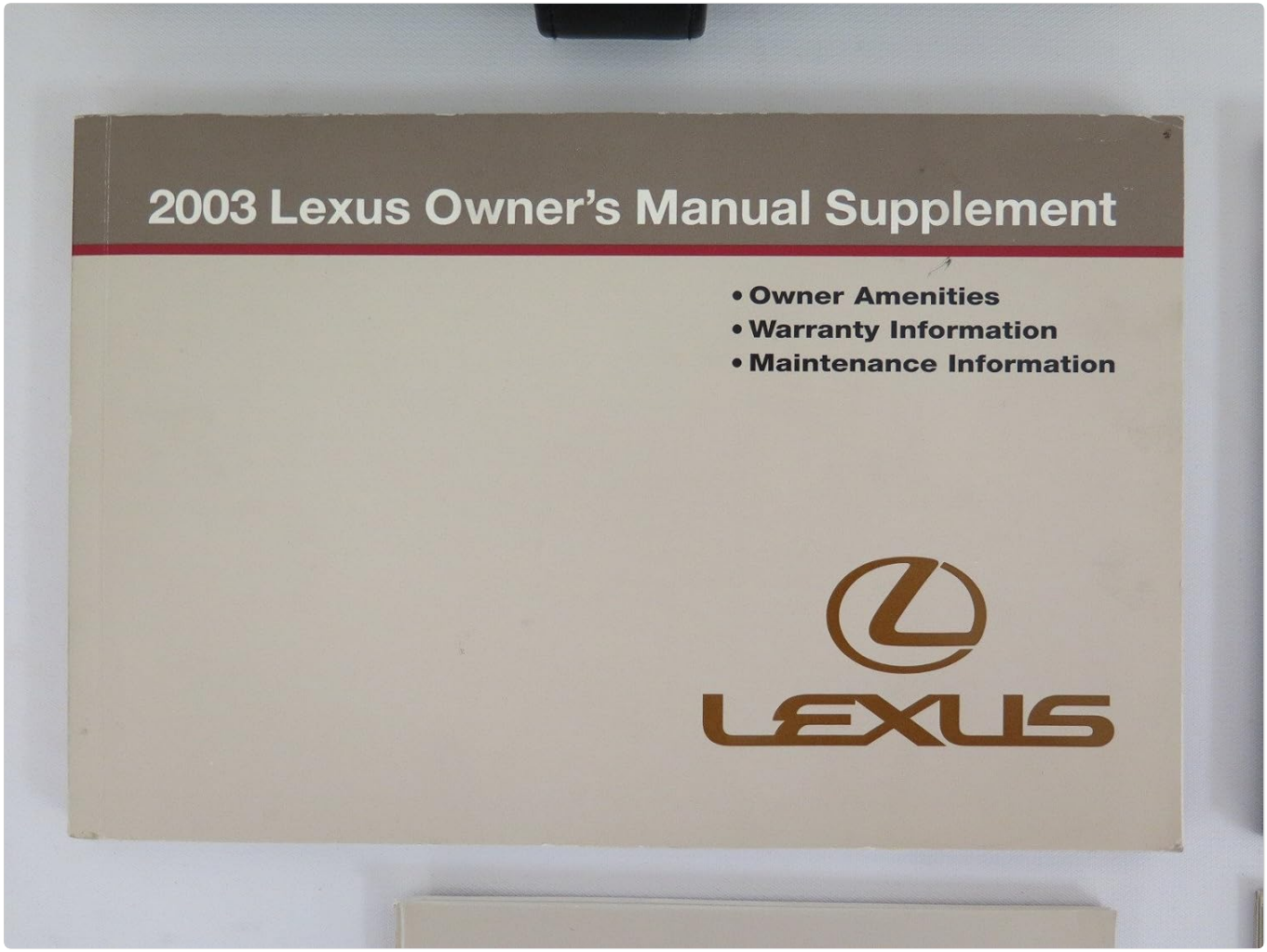

Image 2.3: The 2003 Lexus Owner's Manual Supplement cover, detailing additional information.

3. Setup and Organization

Upon receiving your manual set, ensure all components are present and in good condition. Keep all manuals within the provided folio for easy access and protection.

3.1 Storing the Manuals

- Store the folio in a cool, dry place, away from direct sunlight or extreme temperatures, to prevent damage to the paper and binding.
- Typically, the glove compartment or a dedicated storage area within the vehicle is suitable for quick reference.

4. Operating and Navigating the Manuals

Each manual is designed with a logical structure to help you find information quickly.

4.1 Using the Main Owner's Manual

- **Table of Contents:** Refer to the beginning of the manual for a detailed list of chapters and topics.
- **Index:** Use the alphabetical index at the back of the manual to locate specific terms, features, or troubleshooting steps.
- **Sections:** Information is typically organized into sections such as "Before Driving," "Operation of Instruments and Controls," "Maintenance and Care," and "Specifications."

4.2 Using the Navigation System Manual

This manual details the functions of the in-car navigation system. It covers:

- Basic operation (e.g., setting destinations, viewing maps).
- Advanced features (e.g., points of interest, voice commands).
- Troubleshooting common navigation issues.



Image 4.1: A page from the Navigation System Quick Reference Guide, illustrating the display and control buttons for the 2003 Lexus Navigation System.

4.3 Using Supplements and Quick Guides

Supplements provide specific details not covered in the main manual, such as warranty information or regional legal notices (e.g., Lemon Law information).



Image 4.2: A page from the Owner's Manual Supplement detailing Lemon Law Information.

Quick Reference Guides offer a condensed overview of key features for immediate use.

5. Maintenance of the Manual Set

To preserve the longevity and readability of your original manual set:

- **Handling:** Handle pages carefully to avoid tears or creases.
- **Cleaning:** If necessary, gently wipe covers with a dry, soft cloth. Avoid using liquid cleaners, which can damage paper and ink.
- **Storage:** Always return manuals to the protective folio after use. Keep away from moisture, direct sunlight, and extreme temperatures.
- **Avoid Writing:** Refrain from writing or highlighting in the manuals to maintain their original condition.

6. Troubleshooting Information Access

If you encounter difficulty finding specific information within the manuals:

- **Check All Manuals:** Ensure you are consulting the correct manual for the topic (e.g., navigation issues in the navigation manual).
- **Use the Index:** The index is often the fastest way to locate specific details.
- **Consult a Lexus Dealer:** For complex issues or if information seems unclear, an authorized Lexus dealership can provide expert assistance.

- **Online Resources:** Lexus may offer digital versions or supplementary information on their official website for older models.

7. Specifications of the Manual Set

The physical specifications of this original manual set are as follows:

Attribute	Detail
Language	English
Item Weight	Approximately 1.09 Kilograms (2.4 lbs)
Dimensions (approx.)	21.59 x 13.97 x 1.91 cm (8.5 x 5.5 x 0.75 inches)
Format	Paperback / Printed Manuals

8. Warranty Information (Vehicle)

This original owner's manual set contains the warranty information that was applicable to the 2003 Lexus GS 430 and GS 300 vehicles when they were new. Please note that this document itself does not carry a separate warranty as a used item.
For current warranty status or extended warranty options for your vehicle, please consult an authorized Lexus dealership or official Lexus resources. The warranty details within this manual are for historical reference regarding the original vehicle purchase.

9. Support and Further Assistance

For any questions regarding the operation or maintenance of your 2003 Lexus GS 430 or GS 300 vehicle, or for clarification on information found within these manuals, please contact:

- **Authorized Lexus Dealership:** Your local Lexus dealer is equipped to provide expert service and information.
- **Lexus Customer Service:** Refer to the contact information provided in the manual or on the official Lexus website for customer support.
- **Official Lexus Website:** www.lexus.com (or your regional Lexus website) may offer additional resources, FAQs, and service information.

© 2003 Lexus. All rights reserved. This document is a guide for the original owner's manual set.

Ask a question about this manual

Ask about setup, troubleshooting, compatibility, parts, safety, or missing instructions. Manuals+ will review the question and use this page's manual context to help answer it.

Name

Anonymous

Email

you@example.com

After a successful submission, we securely hash the supplied account or form email before sending it to Microsoft Advertising for conversion attribution. Privacy details.

Question

Example: How do I reset this device or fix this error?

Details

Model number, symptoms, what you tried, or the section of the manual you are using.

Submit question

Open the live page

https://manuals.plus/asin/B00435HE98

More documents and user manuals: **https://manuals.plus/**