

## Mazda B2200 & B2600

# 1989 Mazda B2200 & B2600 Pickup Truck Repair Shop Manual

Original Service and Maintenance Guide

## INTRODUCTION

This manual provides comprehensive service, maintenance, and repair procedures for the 1989 Mazda B2200 and B2600 Pickup Truck models. It is designed for use by qualified service technicians and individuals with a thorough understanding of automotive systems and repair practices. The information contained herein covers various aspects of vehicle operation, diagnosis, and repair, ensuring proper functionality and longevity of your Mazda pickup truck.

Refer to this manual for detailed instructions, specifications, and diagrams necessary for accurate and effective vehicle servicing.

## USING THIS MANUAL

To effectively utilize this repair shop manual, follow these guidelines:

- **Chapter Organization:** The manual is divided into chapters, each addressing a specific vehicle system or component (e.g., Engine, Transmission, Brakes, Electrical). Locate the relevant chapter for your repair task.
- **Diagrams and Illustrations:** Detailed diagrams, exploded views, and illustrations are provided to aid in component identification and assembly. Pay close attention to these visual aids.
- **Specifications:** Critical specifications, such as torque values, clearances, and fluid capacities, are listed within each section. Always adhere to these specifications.
- **Safety Precautions:** Throughout the manual, important safety warnings and cautions are highlighted. Always observe these precautions to prevent injury or damage to the vehicle.
- **Step-by-Step Procedures:** Repair procedures are presented in a step-by-step format. Read through the entire procedure before beginning work.

This manual is intended as a reference tool. Practical experience and proper tools are essential for successful vehicle maintenance and repair.

## VEHICLE MAINTENANCE AND REPAIR PROCEDURES

This section outlines general principles for performing maintenance and repair tasks on your 1989 Mazda

B2200 or B2600 Pickup Truck using this manual.

1. **Identify the Issue:** Clearly define the problem or the maintenance task to be performed.
2. **Locate Relevant Section:** Use the manual's organization to find the specific chapter and section pertaining to the component or system in question.
3. **Review Safety Information:** Before starting any work, read all applicable safety warnings and precautions.
4. **Gather Tools and Parts:** Ensure all necessary tools, replacement parts, and fluids are available.
5. **Follow Step-by-Step Instructions:** Execute each step of the procedure carefully and in the prescribed order.
6. **Verify Work:** After completing a repair, perform necessary checks and tests to ensure proper function and safety.

For specific procedures, refer directly to the detailed instructions within the manual's chapters.

## TROUBLESHOOTING GUIDE

This manual includes sections dedicated to diagnosing common vehicle problems. When encountering an issue with your Mazda B2200 or B2600, consult the troubleshooting charts and diagnostic procedures provided.

- **Symptom-Based Diagnosis:** Many troubleshooting guides are organized by symptom. Identify the symptom your vehicle is exhibiting and follow the diagnostic tree.
- **Component Testing:** Procedures for testing individual components (e.g., sensors, relays, actuators) are detailed to help pinpoint faulty parts.
- **Electrical Schematics:** Comprehensive electrical wiring diagrams are included to assist in diagnosing electrical system malfunctions.

Accurate diagnosis is crucial before attempting any repairs. Always verify the root cause of a problem before replacing components.

## MANUAL SPECIFICATIONS




Image: Front cover of the 1989 Mazda B2200 & B2600 Pickup Truck Repair Shop Manual. The cover is orange and white, featuring the Mazda logo and an illustration of a pickup truck.

**Publisher:** Mazda





**Publication Date:** January 1, 1989  
**Language:** English  
**Format:** Hardcover-spiral  
**Item Weight:** Approximately 6.98 pounds  
**Dimensions:** Approximately 11.75 x 11.25 x 2.5 inches

## SUPPORT INFORMATION

This manual serves as a primary resource for maintaining and repairing your 1989 Mazda B2200 or B2600 Pickup Truck. For further assistance or specific technical inquiries beyond the scope of this document, it is recommended to consult with a certified Mazda service center or a qualified automotive professional. As an original publication, this manual provides the most accurate and detailed information available at the time of its printing for the specified vehicle models.

© 1989 Mazda. All rights reserved.

## Related Documents - B2200 & B2600

	<p><a href="#">1992 Mazda B2200 B2600i Workshop Manual</a></p> <p>Comprehensive workshop manual for 1992 Mazda B2200 and B2600i vehicles, covering general information, maintenance, repair procedures, and technical specifications for optimal vehicle service.</p>
	<p><a href="#">2001 Mazda B-Series Owner's Manual - Comprehensive Guide to Driving, Safety, and Maintenance</a></p> <p>Your essential guide to the 2001 Mazda B-Series truck. This owner's manual covers safety features, driving instructions, maintenance schedules, trailer towing guidelines, and vehicle specifications to ensure optimal performance and longevity.</p>
	<p><a href="#">Mazda Key Programming and Immobilizer Compatibility List</a></p> <p>A comprehensive list of Mazda models, their key types, years, and compatibility with key programming and immobilizer functions, including proximity and blade key support.</p>
	<p><a href="#">Mazda 6 (2004-2015) Central Control Disassembly and Installation Guide</a></p> <p>A step-by-step guide for the disassembly and installation of the central control unit for Mazda 6 models from 2004 to 2015, including model C7113.</p>



[Mazda Owner's Manual: Your Guide to Safe and Enjoyable Driving](#)

Explore your Mazda vehicle with the official owner's manual from Mazda Motor Corporation. Find comprehensive guides on safe driving, vehicle features, essential maintenance, and troubleshooting tips for an optimal ownership experience.



[Manuel d'Utilisation : Services Connectés Mazda et Application MyMazda](#)

Guide complet sur l'installation, l'enregistrement et l'utilisation des Services Connectés Mazda via l'application MyMazda. Découvrez le contrôle à distance, les notifications, la localisation et plus encore pour votre véhicule Mazda.