

## Hasbro 27116

# Hasbro MEMORY Cars 2 Deluxe Game Instruction Manual

Model: 27116

## 1. INTRODUCTION

Welcome to the Hasbro MEMORY Cars 2 Deluxe game! This exciting matching game, designed for 1 to 2 players aged 3 and up, brings the thrilling world of Disney Pixar's Cars 2 to life. Players will test their memory skills by matching pairs of beloved characters like Lightning McQueen and his pit crew, all while racing to the finish line on the included Match & Motor Speedway.

## 2. WHAT'S IN THE BOX

Please ensure all components are present before beginning play:

- 1 Match & Motor Speedway Game Board
- Memory Cards (featuring various Cars 2 characters)
- 2 Racing Car Tokens (e.g., Lightning McQueen, Francesco Bernoulli)
- Instructions Manual (this document)



This image displays the complete contents of the Hasbro MEMORY Cars 2 Deluxe game. It shows the game box, the Match & Motor Speedway race track, the red card holder with some character cards visible, two small racing car tokens (Lightning McQueen and Francesco Bernoulli), and several red-backed memory cards ready for play.

### 3. SETUP

1. Carefully unpack all game components from the box.
2. Place the Match & Motor Speedway game board on a flat, stable surface.
3. Shuffle all the Memory cards thoroughly.
4. Arrange the shuffled Memory cards face-down in the designated slots on the game board or in a grid pattern next to the board, ensuring they are evenly spaced.
5. Each player chooses a racing car token and places it on the "Start" space of the race track.

### 4. HOW TO PLAY (OPERATING INSTRUCTIONS)

The objective of the game is to be the first player to reach the finish line on the race track by making successful matches.

1. The youngest player goes first. Play proceeds clockwise.
2. On your turn, flip over two Memory cards, one at a time, to reveal the characters.

3. **If the two cards match** (they show the same character):
- Keep the matched pair of cards.
  - Move your racing car token one space forward on the Match & Motor Speedway race track.
  - You get to take another turn.
4. **If the two cards do not match:**
- Flip both cards back face-down in their original positions. Try to remember what characters were on them and where they were located.
  - Your turn ends. Play passes to the next player.
5. Continue playing until all pairs of cards have been matched or one player reaches the finish line.

**Winning the Game**

The first player whose racing car token reaches or crosses the "Finish" line on the Match & Motor Speedway is the winner!

**5. MAINTENANCE**

To ensure the longevity of your Hasbro MEMORY Cars 2 Deluxe game, please follow these simple maintenance guidelines:

- Keep all game components clean and dry. Wipe with a soft, dry cloth if necessary.
- Store the game in its original box when not in use to prevent loss or damage to cards and tokens.
- Avoid exposing the game to direct sunlight or extreme temperatures.

**6. TROUBLESHOOTING**

For common issues, consider the following:

- **Missing Components:** If any game pieces are missing upon opening, please check all packaging materials thoroughly.
- **Damaged Components:** If any part of the game is damaged, please refer to the Warranty and Support section for assistance.







**7. SPECIFICATIONS**

Product Name	MEMORY Cars 2 Deluxe
Brand	Hasbro
Model Number	27116
ASIN	B00433OTFM
Recommended Age	3 years and up
Number of Players	1-2 players
Product Dimensions	1.89 x 10.51 x 10.51 inches
Item Weight	13.6 ounces

## 8. WARRANTY AND SUPPORT

For detailed warranty information, product support, or to inquire about replacement parts, please visit the official Hasbro website or contact their customer service department directly. Contact information can typically be found on the product packaging or the manufacturer's website.

### Related Documents - 27116

	<p><a href="#">Guess Who? CARS 2 Edition Board Game Instructions</a></p> <p>Official instructions for the Guess Who? CARS 2 Edition board game by Hasbro. Learn how to set up, play, and win this character guessing game featuring characters from Disney Pixar's Cars 2. Includes assembly, setup, gameplay, and challenge rules.</p>
	<p><a href="#">Transformers Generations Selects Magnificus Toy Instructions</a></p> <p>Official instructions and product information for the Transformers Generations Selects Legacy Deluxe Class Magnificus figure (Model F6939) by Hasbro.</p>
	<p><a href="#">Transformers Kingdom Warpath WFC-K6 Deluxe Action Figure Transformation Instructions</a></p> <p>Step-by-step guide to transforming the Transformers Generations War for Cybertron: Kingdom Deluxe WFC-K6 Warpath action figure between robot and tank modes.</p>
	<p><a href="#">Transformers Studio Series Deluxe 97 Airazor - Transformation Instructions</a></p> <p>Step-by-step guide to transforming the Transformers Studio Series Deluxe 97 Airazor action figure between robot and beast modes. Includes product details and manufacturer information.</p>
	<p><a href="#">Transformers EarthSpark Optimus Prime Deluxe Class Action Figure Instructions</a></p> <p>Step-by-step transformation and assembly instructions for the Transformers EarthSpark Deluxe Class Optimus Prime action figure by Hasbro, detailing robot and vehicle modes.</p>
	<p><a href="#">Transformers Studio Series 85 Arcee Toy Transformation Instructions</a></p> <p>Detailed step-by-step instructions for transforming the Transformers Studio Series 85 Deluxe Arcee figure from robot mode to vehicle mode, based on the Bumblebee movie. Includes product information and safety notices.</p>