

## Ozeri OZF1

# Ozeri Ultra 42-inch Oscillating Tower Fan

MODEL: OZF1

Brand: Ozeri

## Introduction and Overview

The Ozeri Ultra 42-inch Oscillating Tower Fan is designed to provide efficient air circulation with noise reduction technology. Its slim tower design complements various room decors while delivering powerful airflow. This manual provides essential information for the safe and effective use of your fan.

Key features include:

- Space-saving, stylish design.
- Engineered for high air velocity with reduced noise output.
- Three pre-programmed airflow patterns for sleep, relaxation, and comfort.
- Three whisper-quiet speed settings with 90-degree oscillation.
- LED screen with room temperature display and light-dimming night mode.
- 12-hour timer programmable in 1-hour increments.
- Includes an enhanced-range remote control with integrated storage.
- Easy, tool-free assembly.

## Setup Instructions

The Ozeri Ultra 42-inch Tower Fan requires minimal assembly without the need for special tools. Follow these steps to set up your fan:

1. Carefully unpack all components: fan unit, base, optional extension column, enhanced-range remote control, manual, and warranty card.
2. Assemble the fan base. Ensure the two half-circle pieces of the base snap together properly and are flush with the floor for stability.
3. Attach the optional extension column if desired to adjust the fan's height from 32 inches to 42 inches. Secure it using the included large nuts.
4. Connect the fan unit to the assembled base and column.

5. Plug the fan into a standard 120V AC outlet.





Figure 1: Ozeri Ultra 42-inch Tower Fan with remote control and display details.





Figure 2: Side profile of the Ozeri Ultra 42-inch Tower Fan, illustrating its slim design.

## Operating Instructions

---

Your Ozeri Ultra Tower Fan can be operated using the built-in control panel on the top of the unit or the enhanced-range remote control.

### Control Panel and Remote Functions:

- **Power On/Off:** Press the power button to turn the fan on or off.
- **Speed Settings:** Select from 3 whisper-quiet speed settings (Low, Medium, High) to adjust airflow intensity.
- **Oscillation:** Activate 90-degree oscillation for optimal air circulation across a wider area. This feature can be turned on or off as needed.
- **Airflow Patterns:** Choose from 3 pre-programmed airflow patterns:
  - **Normal:** Consistent airflow at the selected speed.
  - **Natural:** Simulates a natural breeze by varying fan speed.
  - **Sleep:** Gradually reduces fan speed and dims the LED display for undisturbed sleep.
- **Timer:** Program the fan to automatically turn off after a set period, from 1 to 12 hours, in 1-hour increments.
- **LED Display:** The intelligent LED screen displays the current room temperature and selected settings. Utilize the light-dimming night mode for light-sensitive environments.



Figure 3: Top-side control panel with buttons for power, speed, oscillation, mode, and timer.





Figure 4: LED display showing room temperature, oscillation, mode, and speed indicators.





Figure 5: Remote control conveniently stored within the fan's top compartment.

## Maintenance

Regular cleaning ensures optimal performance and longevity of your Ozeri Ultra Tower Fan.

- **Exterior Cleaning:** Wipe the exterior surfaces with a soft, damp cloth. Avoid abrasive cleaners or solvents.
- **Interior Cleaning:** To clean accumulated dust from the impeller, the back of the fan can be removed. This typically involves unscrewing 4 Phillips screws and gently prying open two small plastic tabs on the sides. Once open, carefully clean the interior components. Ensure the fan is unplugged before attempting any interior cleaning.
- **Storage:** When not in use for extended periods, store the fan in a cool, dry place.

## Troubleshooting

If you encounter any issues with your Ozeri Ultra Tower Fan, please refer to the following general advice:

- **Fan Not Turning On:** Ensure the power cord is securely plugged into a working 120V AC outlet. Check if the power button has been pressed.
- **Reduced Airflow:** Check for any obstructions around the air intake or output vents. Clean the fan's interior if dust accumulation is suspected (refer to Maintenance section).
- **Unusual Noise:** Ensure the fan is placed on a flat, stable surface. Check for any loose parts or foreign objects within the fan. If the fan makes a creaking sound during oscillation, inspect the base assembly for proper alignment and ensure no cables are being stretched.
- **Remote Control Not Working:** Check the remote control batteries. Ensure there are no obstructions between the remote and the fan's sensor.

For persistent issues, please contact Ozeri customer support.

Specifications

Feature	Specification
Brand	Ozeri
Model Name	Adjustable Oscillating Tower Fan with Noise Reduction Technology
Model Number	OZF1
Color	Silver
Product Dimensions	13"D x 13"W x 43"H
Item Weight	11.5 Pounds
Power Source	Corded Electric
Voltage	120 Volts
Wattage	45 watts
Noise Level	45 Decibels
Air Flow Capacity	5000 Cubic Feet Per Minute
Number of Power Levels	3
Control Method	Remote
Special Feature	Oscillating
Indoor/Outdoor Usage	Indoor


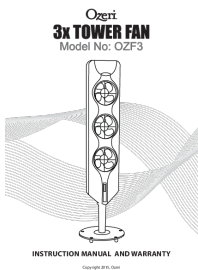
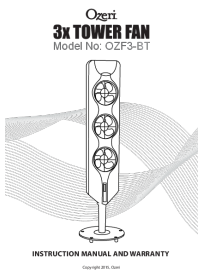



Warranty & Support

The Ozeri Ultra 42-inch Oscillating Tower Fan comes with a 1-year warranty. Please retain your warranty card and proof of purchase for any claims.

For technical support, troubleshooting assistance, or warranty inquiries, please refer to the contact information provided in your product manual or visit the official Ozeri website.

*Satisfaction Guaranteed.*



	<p><a href="#">Ozeri 360 Tower Fan (Model OZF5) User Manual and Operating Guide</a></p> <p>Comprehensive user manual for the Ozeri 360 Tower Fan (Model OZF5), covering safety instructions, assembly, operation, troubleshooting, and warranty information.</p>
	<p><a href="#">Ozeri 3x Tower Fan (OZF3) Instruction Manual and Warranty</a></p> <p>Comprehensive instruction manual and warranty information for the Ozeri 3x Tower Fan (Model OZF3), covering safety, operation, features, assembly, maintenance, and warranty details.</p>
	<p><a href="#">Ozeri 3x Tower Fan OZF3-BT Instruction Manual and Warranty</a></p> <p>Comprehensive instruction manual and warranty information for the Ozeri 3x Tower Fan, Model OZF3-BT. Includes safety precautions, assembly instructions, operation details, maintenance tips, and warranty coverage.</p>
	<p><a href="#">Ozeri Touch II Digital Kitchen Scale ZK013 User Manual and Specifications</a></p> <p>Comprehensive user manual for the Ozeri Touch II Digital Kitchen Scale (Model ZK013). Learn about specifications, operating instructions, tare feature, battery replacement, and safety guidelines for this precise kitchen weighing tool.</p>
	<p><a href="#">Ozeri Touch II Total Body Scale: User Guide and Features</a></p> <p>Comprehensive guide to the Ozeri Touch II Total Body Scale, covering setup, features, body composition analysis (fat, water, muscle, bone), tare mode, memory profiles, and warranty information.</p>
	<p><a href="#">Ozeri Touch II Smart Body Scale: User Manual &amp; Features</a></p> <p>A comprehensive guide to the Ozeri Touch II Smart Body Scale (Model ZB13, ZB13-W), detailing setup, features, body composition measurements (fat, water, muscle, bone), Tare mode, memory profiles, and warranty information.</p>