

Ultimate Ears 985-000080

Ultimate Ears 500 Noise-Isolating Earphones User Manual

Model: 985-000080

1. INTRODUCTION

The Ultimate Ears 500 Noise-Isolating Earphones are designed to provide a refined and immersive audio experience. Featuring advanced noise isolation and a comfortable, secure fit, these earphones are ideal for enjoying your music without external distractions. This manual provides essential information for setting up, operating, maintaining, and troubleshooting your earphones.

2. WHAT'S IN THE BOX

Please verify that all items are present in your package:

- Ultimate Ears 500 Earphones
- Protective Hard Case
- Five Pairs of Soft Silicone Ear Cushions (Sizes: XXS, XS, S, M, L)
- One Pair of Comply Foam Tips
- User Documentation



Figure 2.1: All components included with your Ultimate Ears 500 Earphones.

3. SETUP

3.1 Choosing and Installing Ear Cushions

For optimal sound quality and comfort, select the ear cushions that provide the best seal in your ear canal. The Ultimate Ears 500 includes five sizes of soft silicone ear cushions (XXS-L) and one pair of Comply Foam Tips.

1. Experiment with different sizes of silicone ear cushions to find the most comfortable and secure fit. A good seal is crucial for effective noise isolation and bass response.
2. For enhanced noise isolation, try the Comply Foam Tips. Gently compress the foam tip before inserting it into your ear, allowing it to expand and create a custom seal.



Figure 3.1: Included silicone ear cushions in multiple sizes.

3.2 Wearing the Earphones

The earphones can be worn in two ways:

- **Straight Down:** For casual listening, simply let the flat cable hang straight down from your ears.
- **Over the Ear:** For a more secure fit, especially during physical activity, loop the cable over the top of your ear before inserting the earphone into your ear canal.



Figure 3.2: Proper insertion of the earphone into the ear.

3.3 Connecting to Your Device

The Ultimate Ears 500 Earphones primarily connect via a 3.5mm audio jack. Some variants may also support Bluetooth connectivity.

- **Wired Connection:** Insert the 3.5mm jack into the headphone port of your audio player, smartphone, tablet, or computer. Ensure the connection is secure.
- **Bluetooth Connection (if applicable):** If your model supports Bluetooth (version 4.0), activate Bluetooth on your device and search for 'Ultimate Ears 500'. Select it to pair. The wireless range is up to 10 meters.



Figure 3.3: The Ultimate Ears 500 Earphones with their 3.5mm jack.

4. OPERATING THE EARPHONES

4.1 Audio Playback

Once connected, begin playing audio from your device. The earphones deliver crisp highs, warm mids, and powerful bass for a superior acoustic experience.

4.2 Noise Isolation

The in-ear design and proper fit of the ear cushions create a secure seal that effectively blocks outside noise by up to 26dB, allowing you to focus on your audio.

4.3 Volume Control

Volume control is managed directly through your connected audio device. Some models may feature an in-line remote for volume adjustment.

Video 4.1: An official overview of the Ultimate Ears 500 Noise-Isolating Earphones, highlighting key features and design elements.

5. MAINTENANCE

5.1 Cleaning Your Earphones

Regular cleaning helps maintain hygiene and sound quality.

- Gently wipe the earphone bodies with a soft, dry cloth.
- Remove ear cushions and clean them with mild soap and water. Ensure they are completely dry before reattaching.
- Carefully remove any earwax or debris from the earphone nozzles using a small, soft brush or a cleaning tool designed for earphones.

5.2 Storage

When not in use, store your earphones in the provided protective hard case to prevent damage and tangling.



Figure 5.1: Earphones stored in their protective hard case.

5.3 Cable Care

The flat, no-tangle cord is designed for durability. Avoid sharp bends or excessive pulling on the cable to prolong its lifespan.

6. TROUBLESHOOTING

If you encounter issues with your Ultimate Ears 500 Earphones, refer to the following common solutions:

Problem	Possible Cause	Solution
No sound or low volume	Loose connection, incorrect volume setting, dirty earphone nozzle.	Ensure 3.5mm jack is fully inserted. Increase volume on your device. Clean earphone nozzles.
Poor sound quality (e.g., lack of bass, tinny sound)	Improper ear cushion fit, dirty earphone nozzle.	Try different sized ear cushions to achieve a better seal. Clean earphone nozzles.
Earphones fall out easily	Incorrect ear cushion size.	Experiment with smaller or larger ear cushions. Consider using the Comply Foam Tips for a more secure fit.
Cable tangles frequently	Improper storage.	Always store earphones in the provided hard case when not in use.

7. SPECIFICATIONS

Detailed technical specifications for the Ultimate Ears 500 Noise-Isolating Earphones:

Feature	Detail
Model Number	985-000080
Color	Dark Silver
Connectivity Technology	Wired (3.5 mm Jack)
Wireless Communication Technology	Bluetooth (Version 4.0, 10 Meters Range) - <i>Note: Bluetooth functionality may vary by specific product variant.</i>
Frequency Response	20Hz - 20kHz
Noise Control	Sound Isolation (up to 26dB)
Material	Silicone (ear cushions)
Item Weight	7.7 ounces (approx. 218 grams)
Product Dimensions	3.98 x 6.14 x 1.73 inches
Control Type	Volume Control (via device or in-line remote on some models)
Cable Feature	Flat, Tangle-Free Cord
Compatible Devices	3.5 mm audio input devices (iPod, MP3 players, iPhone/BlackBerry for audio playback, home audio, gaming consoles, video/portable DVD players, computers/laptops)

8. WARRANTY AND SUPPORT

8.1 Warranty Information





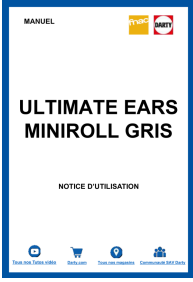

For specific warranty details, please refer to the warranty card included in your product packaging or visit the official Ultimate Ears website. Keep your proof of purchase for warranty claims.

8.2 Customer Support

If you require further assistance or have questions not covered in this manual, please contact Ultimate Ears customer support through their official website or the contact information provided in your product documentation.

© 2023 Ultimate Ears. All rights reserved.

Related Documents - 985-000080

	<p>Ultimate Ears 700 Noise Isolating Earphones QuickStart Guide</p> <p>A quick start guide for Ultimate Ears 700 Noise Isolating Earphones, detailing how to choose the right fit, wear the earphones, protect them, maintain them, and includes technical specifications, packaging contents, and troubleshooting tips.</p>
	<p>Ultimate Ears Product Safety, Compliance, and Warranty Information</p> <p>Detailed safety, compliance, and warranty information for Ultimate Ears audio products, including guidelines for safe listening, battery handling, and regulatory compliance.</p>
	<p>Ultimate Ears BOOM 3 Quick Start Guide</p> <p>A concise guide to setting up and using your Ultimate Ears BOOM 3 speaker, including pairing, charging, and controlling music.</p>
	<p>Guida Rapida Ultimate Ears MEGABOOM 3: Accensione, Connessione e Utilizzo</p> <p>Scopri come configurare e utilizzare il tuo altoparlante Ultimate Ears MEGABOOM 3. Questa guida copre l'accensione, l'associazione Bluetooth, la gestione della musica e la ricarica.</p>
	<p>Ultimate Ears Floatie User Guide for MINIROLL Speaker</p> <p>Official user guide for the Ultimate Ears Floatie accessory, detailing how to inflate it and securely attach your MINIROLL speaker. Learn about its features and limitations.</p>
	<p>UE DROPS Wireless Earbuds: Quick Start Guide and Features</p> <p>Quick start guide for UE DROPS wireless earbuds by Ultimate Ears, covering pairing, wearing, controls, and technical specifications.</p>

