

## Vicks VSP19

# Vicks VapoPads Instruction Manual

**Brand:** Vicks | **Model:** VSP-19

## 1. INTRODUCTION

Vicks VapoPads are non-medicated refill pads designed to provide soothing menthol vapors. Each pad offers up to eight hours of comfort, making them suitable for use with various Vicks humidifiers, vaporizers, waterless vaporizers, and plug-ins. These pads are intended to assist with breathing easier and promoting restful sleep, particularly during periods of cold, cough, or flu symptoms.



Image: Packaging for Vicks VapoPads, showing a 6-count box.

## 2. KEY FEATURES

- **Soothing Menthol Vapors:** Provides comfort for cold, cough, and flu symptoms.
- **Long-Lasting:** Each pad delivers up to 8 hours of soothing vapors.

- **No-Mess Refill:** Easy to use and install without liquid spills.
- **Wide Compatibility:** Designed for use with a range of Vicks devices.

## VICKS VAPOPADS WITH SOOTHING MENTHOL VAPORS

Use with Vicks humidifiers & vaporizers



*Image: A single VapoPad with visible menthol vapors rising from its surface.*

### 3. COMPATIBLE VICKS DEVICES

Vicks VapoPads are compatible with the following Vicks model numbers:

- V750, V5100NS, V4600, V3900, V3700, VUL520, V150SGN2, V1300, V1200, VUL575, V745A, VEV400, VUL600, VUL500, V1800, V1750, V1700, and VIH200.

# WIDE COMPATIBILITY

VapoPads can be used with Vicks Vaporizers, Humidifiers, and Steam Inhalers.



*Image: An illustration showing different types of Vicks devices compatible with VapoPads.*

## 4. SETUP & OPERATING INSTRUCTIONS

Follow these steps to properly install and use Vicks VapoPads with your compatible Vicks device:

1. **Prepare the Device:** Ensure your Vicks humidifier, vaporizer, or plug-in is turned off and unplugged before inserting a VapoPad.
2. **Open Scent Pad Tray:** Locate and open the scent pad tray or door on your device. This is typically a small compartment designed to hold the VapoPad.
3. **Insert VapoPad:** Remove one VapoPad from its individual sealed packet. Place the pad into the scent pad tray.
4. **Close Tray:** Securely close the scent pad tray or door.
5. **Activate Device:** Plug in and turn on your Vicks device. Adjust to your desired setting for vapor release.
6. **Replacement:** Each pad provides up to 8 hours of soothing menthol vapors. Replace the pad when the scent diminishes or after 8 hours of use. Do not use more than two pads in a 24-hour period.





Simply slide the  
**VapoPad** into the  
scent pad door.

*Image: A hand inserting a VapoPad into the designated slot of a Vicks humidifier.*



*Image: A hand inserting a VapoPad into a Vicks plug-in device.*

## Video Guide: How to Add VapoPad to a Vicks Humidifier

Your browser does not support the video tag.

*Video: A demonstration on how to correctly add a VapoPad to a Vicks humidifier.*

## 5. INGREDIENTS

Vicks VapoPads contain the following active and inactive ingredients:

- Eucalyptus Oil
- Menthol
- Glycol
- Cedar Leaf Oil
- Other inactive ingredients

## 6. SAFETY INFORMATION

- **Choking Hazard:** Small parts. Not for children under 3 years.
- **Skin/Eye Irritation:** Avoid direct contact with the pad itself. If contact occurs, wash hands thoroughly.


- **Legal Disclaimer:** Statements regarding dietary supplements have not been evaluated by the FDA and are not intended to diagnose, treat, cure, or prevent any disease or health condition.

## 7. SPECIFICATIONS

- **Product Dimensions:** 5.13 x 0.88 x 3 inches
- **Item Weight:** 1.12 ounces
- **Model Number:** VSP19
- **Manufacturer:** Kaz

# DIMENSIONS

## Inches



*Image: A diagram illustrating the dimensions of a single VapoPad.*



## 8. WARRANTY & SUPPORT

For questions or additional information regarding your Vicks VapoPads or compatible devices, please refer to the contact information provided in your device's owner's manual or contact Vicks customer support directly.

### Contact Information:

- **Phone:** 1-800-827-6712

## Related Documents - VSP19

	<p><a href="#">Vicks V1200 Personal Steam Inhaler Use and Care Manual</a></p> <p>This manual provides instructions for the Vicks V1200 Personal Steam Inhaler, including care, cleaning, safety precautions, and usage guidelines. It details how to use the steam inhaler for relief from cough, cold, and congestion symptoms, and how to use optional Vicks VapoPads.</p>
	<p><a href="#">Vicks Waterless Tabletop Vaporizer Use and Care Manual</a></p> <p>User manual for the Vicks Waterless Tabletop Vaporizer (Model V1900 Series). Learn how to use, clean, and maintain your vaporizer for soothing menthol vapors. Includes safety instructions and warranty information.</p>
	<p><a href="#">Vicks Starry Night Cool Moisture Humidifier V3700 Series: Use and Care Manual</a></p> <p>Comprehensive use and care manual for the Vicks Starry Night Cool Moisture Humidifier (Model V3700 Series), including setup, operation, maintenance, troubleshooting, and warranty information.</p>
	<p><a href="#">Vicks Starry Night Cool Moisture Humidifier V3700 Series - Use and Care Manual</a></p> <p>Comprehensive use and care manual for the Vicks Starry Night Cool Moisture Humidifier (Model V3700 Series), including setup, operation, cleaning, maintenance, troubleshooting, and warranty information.</p>
	<p><a href="#">Vicks Portable Waterless Diffuser VH1800EU: Use and Care Manual</a></p> <p>This manual provides comprehensive instructions for the Vicks Portable Waterless Diffuser (model VH1800EU), covering safety guidelines, operation, maintenance, troubleshooting, and warranty information.</p>
	<p><a href="#">Vicks EasyCare+ Top Fill Filter Free Humidifier Use and Care Manual</a></p> <p>This manual provides instructions for the Vicks EasyCare+ Top Fill Filter Free Humidifier, including setup, operation, cleaning, and troubleshooting.</p>



