

Manuals+

[Q & A](#) | [Deep Search](#) | [Upload](#)

Manuals.plus /

› [School Smart](#) /

› School Smart-85287 5-Hole Punched Filler Paper User Manual

School Smart 085287

School Smart-85287 5-Hole Punched Filler Paper User Manual

Model: 085287 | Brand: School Smart

INTRODUCTION

This manual provides essential information for the proper use and care of your School Smart-85287 5-Hole Punched Filler Paper. Designed for educational and general writing purposes, this paper offers durability and convenience for various applications.




Image: A ream of School Smart 5-Hole Punched Filler Paper, showcasing its white color and standard dimensions.

PRODUCT FEATURES

- **5-Hole Punched Design:** Offers versatile storage in both 2-ring and 3-ring binders.
- **Wide Ruled:** Features 3/8 inch ruling, suitable for early learners and general writing.

- **Red Margin:** Includes a red line margin for standard alignment and annotation space.
- **Sulphite Construction:** Provides a smooth writing surface and enhanced durability.
- **Standard Size:** Each sheet measures 8-1/2 x 11 inches.
- **Quantity:** Available in a ream of 500 sheets.

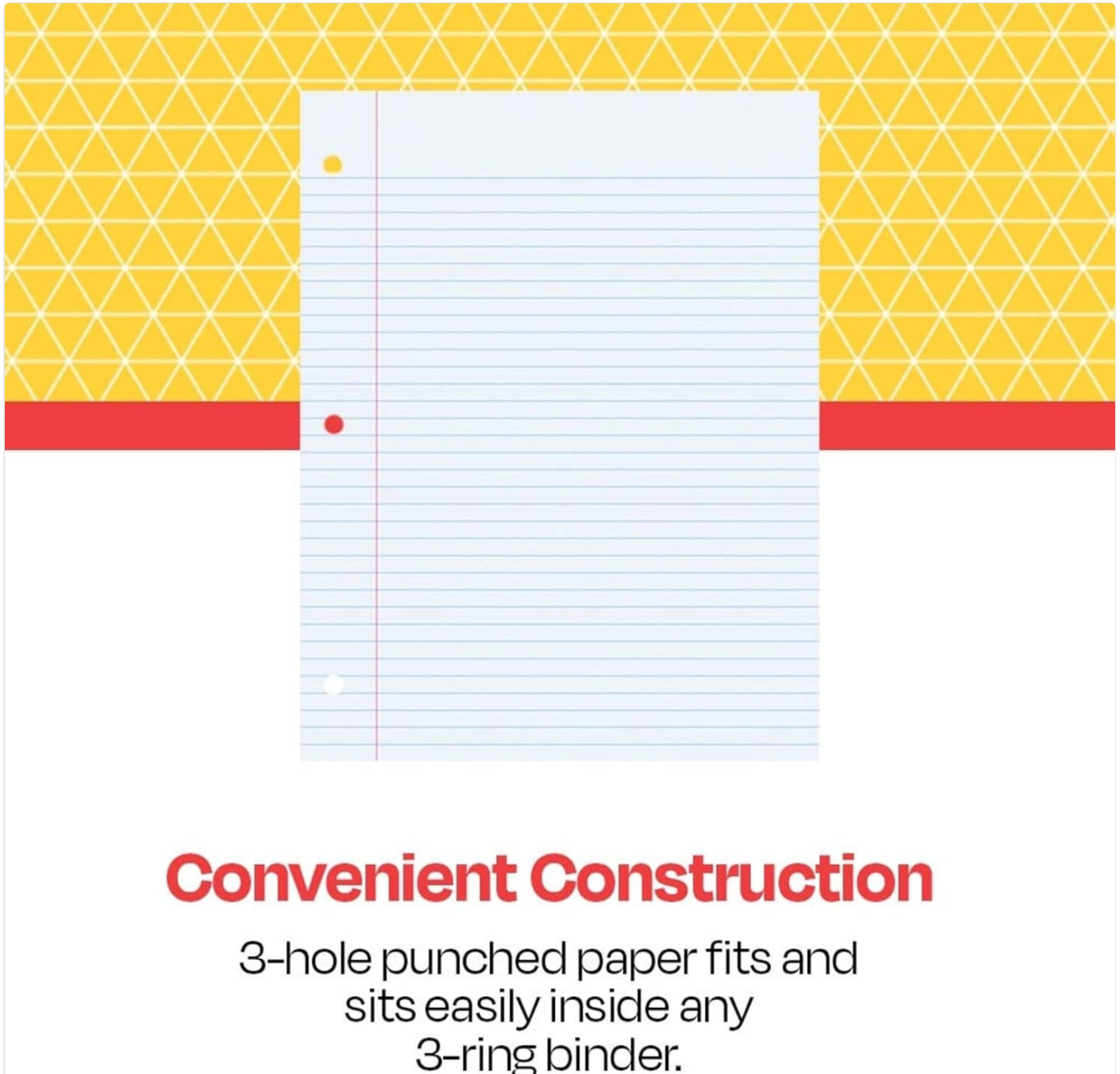


Image: A close-up view of the paper highlighting its five punched holes and the red margin line, indicating its convenient construction for binder use.

SETUP

The School Smart-85287 filler paper is ready for immediate use upon removal from its packaging. No assembly or special preparation is required.

1. **Unpack:** Carefully remove the desired number of sheets from the ream packaging.
2. **Binder Insertion:** Align the five punched holes with the rings of your 2-ring or 3-ring binder. Gently press the paper onto the rings until it is securely seated.
3. **Preparation for Use:** Ensure the paper lies flat within the binder or on your writing surface.






Image: A single sheet of School Smart filler paper, clearly showing the five punched holes, ready to be inserted into a binder.

OPERATING INSTRUCTIONS

This filler paper is designed for various writing and drawing activities. Its wide ruling and red margin facilitate organized content creation.

- **Writing:** Use pens, pencils, or markers suitable for paper. The smooth sulphite surface provides an optimal writing experience.
- **Drawing:** The paper is suitable for basic drawing and sketching.
- **Note-Taking:** Utilize the wide ruling for clear and legible notes. The red margin can be used for headings, dates, or annotations.
- **Filing:** Once completed, store the sheets in a compatible 2-ring or 3-ring binder using the pre-punched holes.




Image: A sheet of School Smart filler paper resting on a wooden desk, with a blurred classroom background, illustrating its typical use environment.

MAINTENANCE AND STORAGE

Proper maintenance and storage will ensure the longevity and quality of your filler paper.

- **Storage:** Store unused paper in its original packaging or in a dry, cool place away from direct sunlight and excessive humidity.
- **Protection:** Keep paper flat to prevent bending, creasing, or damage to the punched holes.
- **Handling:** Handle paper by the edges to avoid smudges or fingerprints on the writing surface.



Ample Quantity

Substantial set is a budget-friendly choice for your classroom or right at home.

Image: Several sheets of School Smart filler paper laid out, suggesting the quantity and the need for proper storage to maintain their condition.

TROUBLESHOOTING

| Issue | Possible Cause | Solution |
|--|--|--|
| Paper appears thin or lines are faint. | This paper has a 15 lb basis weight, which is standard for filler paper. Line visibility can vary based on lighting and individual perception. | Ensure adequate lighting when using the paper. This is an inherent characteristic of the product. |
| Corners are bent or paper is creased. | Improper handling or storage, or damage during transit. | Store paper flat in a protective container or binder. Handle with care. Damaged sheets may need to be discarded. |

| Issue | Possible Cause | Solution |
|-------------------------------|--|---|
| Paper does not fit in binder. | Incorrect binder type (e.g., 4-ring binder) or misaligned rings. | Ensure you are using a standard 2-ring or 3-ring binder. Check that binder rings are properly aligned before inserting paper. |

SPECIFICATIONS

| Attribute | Detail |
|--------------------|--|
| Brand | School Smart |
| Model Number | 085287 |
| Item Weight | 0.01 ounces (per sheet, approximate) |
| Product Dimensions | 10.98 x 8.58 x 1.81 inches (ream) / 11"L x 8.5"W (per sheet) |
| Color | White |
| Material Type | Paper (Sulphite) |
| Number of Items | 1 (Pack of 500 sheets) |
| Ruling | Wide Ruled (3/8 inch) |
| Sheet Count | 500 |

SUPPORT

For further assistance or inquiries regarding your School Smart-85287 5-Hole Punched Filler Paper, please refer to the official School Smart website or contact their customer support. While specific warranty information is not provided for this consumable product, standard return policies of your retailer may apply.

Visit the [School Smart Store](#) for more products and information.