

Nova FR-32

NOVA 32-inch Folding Reacher: User Instruction Manual

Model: FR-32

1. INTRODUCTION

The NOVA 32-inch Folding Reacher (Model FR-32) is designed to assist individuals in retrieving objects from hard-to-reach areas, reducing the need for bending or stretching. Its lightweight and foldable design enhances portability and storage convenience. The reacher features an ergonomic handle, a 360-degree rotating jaw with suction cups, and a locking grip mechanism.

2. PRODUCT FEATURES

- **32-inch Extended Reach:** Provides significant extension to access items without straining.
- **Folding Design:** Allows the reacher to fold to 16 inches for compact storage and easy transport.
- **Suction Cup Grip:** Equipped with suction cups for secure grasping of various objects.
- **Locking Mechanism:** A slide lock on the handle secures the grip on an item, reducing hand strain.
- **Ergonomic Handle:** Designed for comfortable and easy operation.
- **360-degree Rotating Jaw:** The grabber jaw can rotate to pick up items at any angle.



Image: The NOVA 32-inch Folding Reacher shown in both its extended and folded configurations, alongside its product packaging.

3. SETUP AND FOLDING

3.1 Unfolding the Reacher

1. Hold the handle firmly in one hand and the lower shaft in the other.
2. Gently extend the two sections of the reacher until they align and the hinge mechanism locks into place. A click may be heard, indicating it is securely extended.
3. Ensure the reacher is fully extended and stable before use.

3.2 Folding for Storage or Travel

1. Locate the round blue button on the shaft near the folding hinge.
2. Press the blue button to disengage the locking mechanism.
3. Carefully fold the reacher in half until the two sections are parallel.
4. The folded reacher measures approximately 16 inches, making it suitable for storage in bags or drawers.

Folds Down Compactly

Saves Space When Not in Use





Image: The NOVA Folding Reacher fully extended, demonstrating its 32-inch length.

Easy-Grip Handle

With Ergonomic Trigger Design



Comfortable Grip



Easy Storage



Slide Locking Mechanism to Lock Reacher in a Closed Position

Image: The NOVA Folding Reacher in its folded state, illustrating its compact form for travel and storage.

4. OPERATING INSTRUCTIONS

4.1 Grasping an Object

1. Position the reacher's jaw around the desired object.
2. Squeeze the trigger on the handle to close the suction cup jaws around the object.
3. Apply sufficient pressure to secure the object without damaging it. The suction cups provide enhanced grip.

Powerful Suction Cup Grip

Grab Household Items with Ease



Image: A close-up view of the reacher's suction cup jaws, demonstrating their ability to securely grasp items.

4.2 Using the Lock Grip

1. Once an object is securely grasped by squeezing the trigger, slide the blue locking mechanism forward (towards the jaw) to maintain the grip without continuous trigger pressure.
2. To release the object, slide the locking mechanism back (towards the handle) and then release the trigger.

No More Straining

Reach High, Low or Far Away Objects


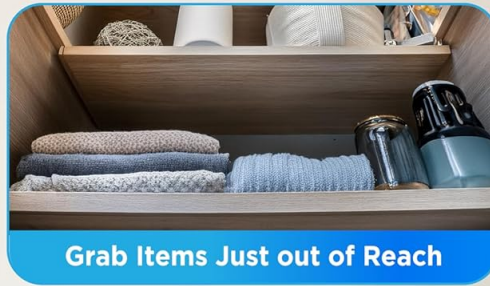


Image: The ergonomic handle of the NOVA Reacher, highlighting the trigger and the slide locking mechanism for continuous grip.

4.3 Rotating the Jaw

The jaw of the reacher can rotate 360 degrees to accommodate various angles and object orientations. Gently twist the jaw assembly to adjust its position as needed before grasping an item.

5. MAINTENANCE AND CARE

- **Cleaning:** Wipe the reacher with a damp cloth and mild soap as needed. Avoid abrasive cleaners.
- **Storage:** Store the reacher in its folded position in a dry place away from extreme temperatures.
- **Inspection:** Periodically inspect the suction cups, trigger mechanism, and folding hinge for any signs of wear or damage.
- **Lubrication:** No special lubrication is required for normal operation.

6. TROUBLESHOOTING

Issue	Possible Cause	Solution
-------	----------------	----------

Issue	Possible Cause	Solution
Reacher does not stay extended.	Folding hinge not fully engaged.	Ensure the reacher is fully extended until the hinge mechanism clicks and locks into place.
Difficulty gripping objects.	Suction cups are dirty or worn; insufficient trigger pressure.	Clean suction cups. Apply firm and consistent pressure on the trigger. Ensure the object is within the 4-inch jaw width.
Lock grip mechanism is loose or ineffective.	Wear and tear; mechanism misalignment.	Ensure the slide lock is fully engaged. If the issue persists, contact customer support.

7. SPECIFICATIONS

- **Model Number:** FR-32
- **Brand:** Nova
- **Extended Length:** 32 inches
- **Folded Length:** Approximately 16 inches
- **Jaw Width (between suction cups):** 4 inches
- **Material:** Polypropylene (PP) and metal (shaft)
- **Color:** Silver/Black
- **Product Dimensions (Extended):** 32 x 3 x 3 inches
- **Handle Material:** Plastic

8. WARRANTY AND SUPPORT

NOVA Medical Products stands by the quality of its products. For specific warranty details, please refer to the documentation included with your purchase or visit the official NOVA Medical Products website. For technical assistance, troubleshooting, or general inquiries, please contact NOVA Customer Support:


Phone: 1 (800) 557-6682

Email: info@novajoy.com

Website: www.novajoy.com



We have provided **quality home medical equipment** for you and your loved ones since **1993**. Our mission is to **Spread Joy, Improve Lives** and **Empower Human Ability**.

- Caring and Expert Customer Service
- World Class Warranty & Service Program
- Home-Grown in the USA Since 1993 



Questions? Contact Us
1 (800) 557-6682
info@novajoy.com

mobility



safety









comfort



Image: NOVA Medical Products contact information and commitment to quality home medical equipment.

Related Documents - FR-32

	<p>NOVA Lock N Load Instructions: Secure Your Rolling Walker</p> <p>Learn how to use the NOVA Lock N Load feature to easily lock your rolling walker in a folded position for convenient storage, transport, and lifting. Step-by-step guide.</p>
	<p>NOVA HOENIX Rise UP Rollator 4801 User Guide - Safety & Operation</p> <p>Comprehensive user guide for the NOVA HOENIX Rise UP Rollator (Model 4801). Learn about safety instructions, assembly, adjustments, proper usage, maintenance, and warranty details for enhanced mobility.</p>
	<p>NOVA Traveler Rolling Walker User Guide</p> <p>Comprehensive user guide for the NOVA Traveler Rolling Walker (Model 4900). Includes essential safety warnings, step-by-step assembly instructions, guidance on attaching accessories, operating the walker, adjusting hand brakes, and details on the product warranty.</p>

	<p>Nova Folding Cup Holder Assembly and Warranty Information</p> <p>Detailed assembly instructions and warranty information for the Nova Folding Cup Holder (Item # CH-1101), designed for Nova Medical rollators. Learn how to attach the cup holder to Express and Star series rollators.</p>
	<p>NOVA MONTIS+: Manuel pour Harnais de Parapente Hike & Fly</p> <p>Découvrez le harnais de parapente NOVA MONTIS+, idéal pour le hike & fly. Ce manuel détaillé couvre les caractéristiques, l'utilisation, la sécurité et l'entretien de votre équipement NOVA.</p>
	<p>Project Guide: How to Turn a Champagne Flute with NOVA Tools</p> <p>Learn how to craft an elegant champagne flute with this step-by-step woodworking project guide. Ideal for honing spindle turning techniques, this project emphasizes precision and balance, resulting in a functional and beautifully crafted piece perfect for celebrations. Features NOVA tools and expert instructions by Jeff Hornung.</p>