

Fiskars 154480-1001

Fiskars Compact Rotary Paper Trimmer

Model: 154480-1001

Brand: Fiskars

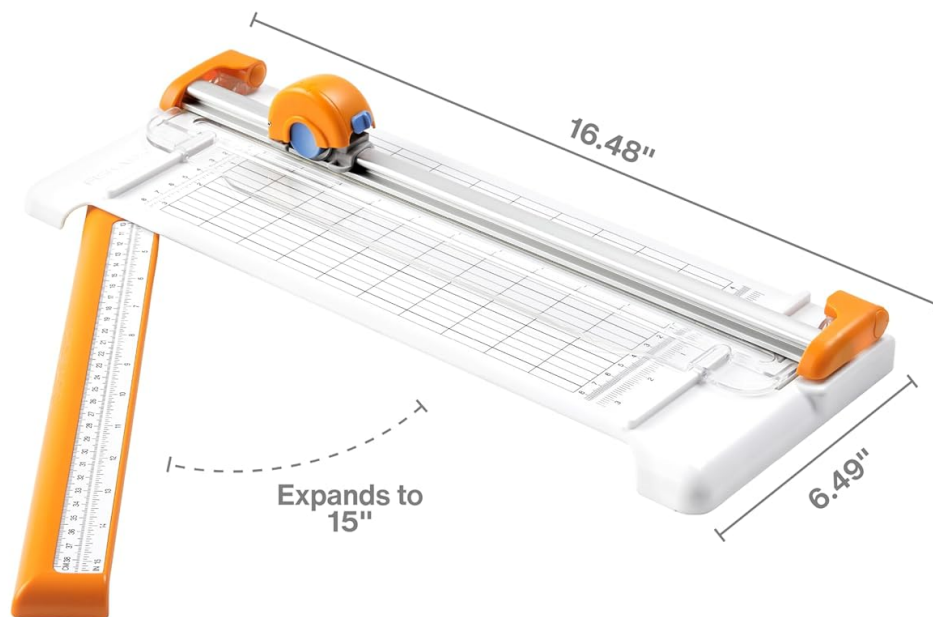
INTRODUCTION

The Fiskars Compact Rotary Paper Trimmer is designed for precise and clean cuts on various paper types, ideal for scrapbooking, card making, and other paper crafts. Its rotary blade system ensures cuts without tearing, providing consistent results. This trimmer features a portable design, an extendable measuring deck, and permanent gridlines for enhanced accuracy.

SETUP

1. **Unpacking:** Carefully remove the trimmer from its packaging. Inspect for any damage.
2. **Placement:** Place the trimmer on a stable, flat surface. The rubberized feet on the base will help prevent slipping during use.
3. **Extend Measuring Arm:** For larger materials, the self-leveling swing-out arm can be extended to increase the measuring deck to 15.25 inches. Gently pull the orange arm outwards until it locks into place.

Weight: 1.13 lbs



FISKARS®

Image: The self-leveling swing-out arm extends to 15.25 inches for accurate cuts on large materials.

OPERATING INSTRUCTIONS

1. **Prepare Material:** Ensure your paper or crafting material is flat and free of creases.
2. **Position Material:** Lift the clear cut rail. Place your material against the fence and align it with the desired measurement using the 1/16-inch permanent gridlines. The expanded cut rail with an integrated smudge guard helps hold materials in place without leaving fingerprints.
3. **Secure Material:** Lower the clear cut rail to hold the material firmly in place.
4. **Make the Cut:** Press down on the orange rotary blade carriage and slide it along the rail to make a clean, straight cut. The 28mm rotary blade can cut through up to 6 sheets of 20# bond/75 gsm paper (approximately 3mm thickness).
5. **Remove Material:** Lift the cut rail and remove the trimmed material.




Lightweight and compact

For portability

FISKARS

Image: The trimmer's lightweight and compact design makes it portable.



6 sheet cut capacity

20# bond/75 gsm paper

FISKARS®

Image: The trimmer can cut up to 6 sheets of paper at once.



Image: Detailed 1/16-inch permanent gridlines ensure precise measurements.

Demonstration Video

Your browser does not support the video tag.

Video: An official demonstration of various Fiskars paper trimmers, including the compact rotary model, showcasing their ease of use and cutting capabilities.

MAINTENANCE

- **Blade Replacement:** The trimmer uses a 28mm rotary blade. Replacement blades are available and sold separately. Refer to the packaging for specific blade type and replacement instructions.
- **Cut Bar Rotation:** The replaceable cut bar can be rotated four times (two on each side) to maintain clean, precise cuts. Rotate the bar when you notice a decrease in cutting performance.
- **Cleaning:** Regularly wipe down the cutting surface and rails with a soft, dry cloth to remove paper dust and debris.

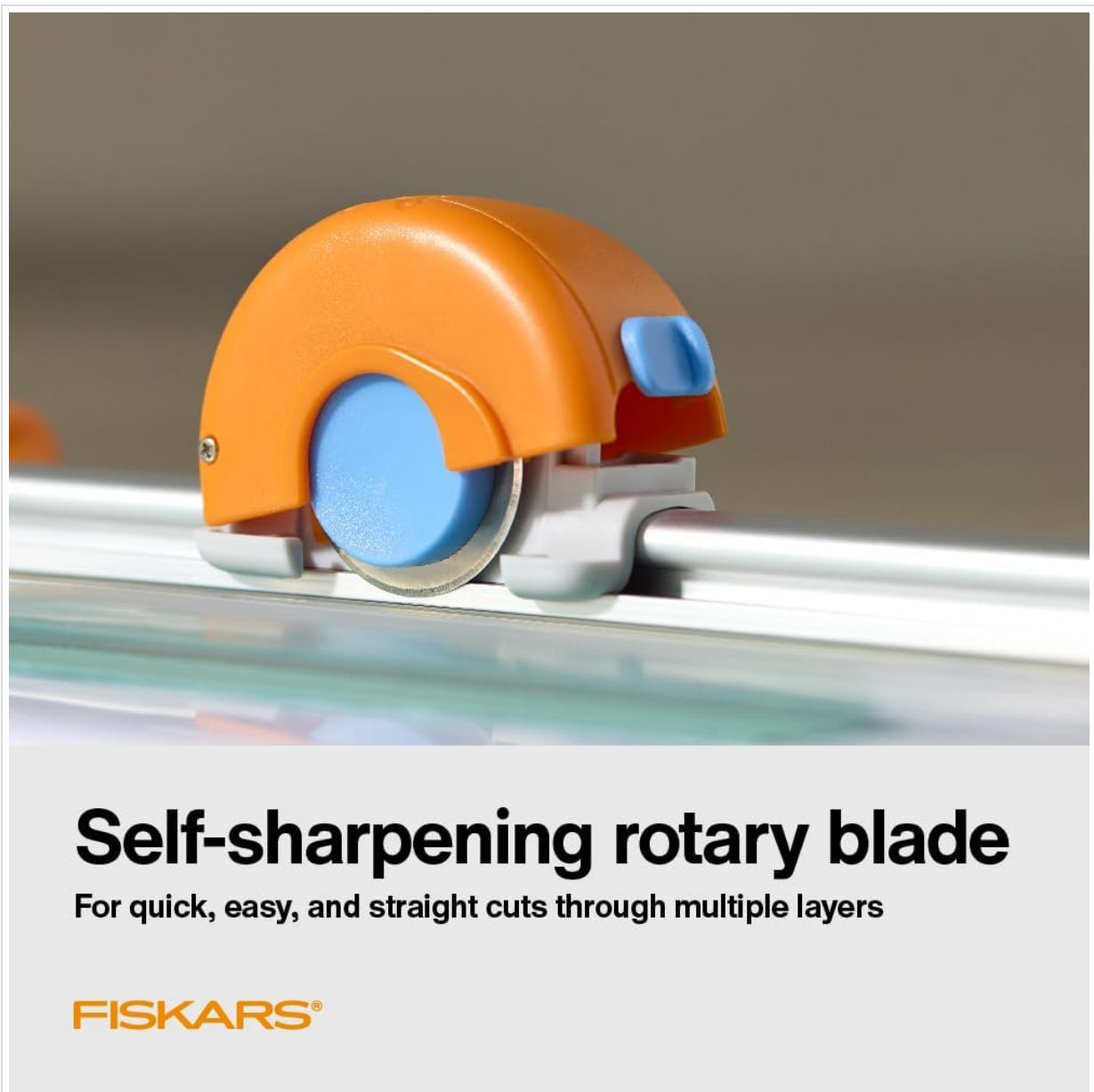


Image: The self-sharpening rotary blade ensures consistent cutting performance.

TROUBLESHOOTING

- **Uneven or Ragged Cuts:**
 - Ensure the paper is firmly pressed against the fence and held securely by the cut rail.
 - Check if the rotary blade is dull. Replace or rotate the cut bar as needed.
 - Avoid cutting too many sheets at once, exceeding the 6-sheet capacity can lead to poor cut quality.

- **Paper Slipping:**

- Verify that the trimmer is placed on a stable, non-slippery surface. The rubberized feet should provide adequate grip.
- Ensure the cut rail is fully lowered and applying even pressure across the paper.

- **Difficulty Sliding Blade:**

- Check for any debris or paper scraps obstructing the blade carriage path. Clean the rails thoroughly.
- Ensure the blade is properly seated in its carriage.

SPECIFICATIONS

Feature	Detail
Product Dimensions	7.6 x 1.5 x 18.75 inches
Item Model Number	154480-1001
Item Weight	1.4 pounds
Cut Length	12 inches
Cutting Capacity	Up to 6 sheets / 3mm thickness (20# bond/75 gsm paper)
Blade Type	28mm Rotary Blade (F-style blades)
Measuring Deck Extension	Extends to 15.25 inches
Gridlines	1/16 inch permanent gridlines
Stability Features	Rubberized feet, Expanded cut rail with integrated smudge guard



1/16" permanent gridlines

Provide precise measurements

FISKARS

Image: Overview of the trimmer with key dimensions and weight.

WARRANTY AND SUPPORT

This Fiskars product is backed by a **Lifetime Warranty**, guaranteeing its exceptional performance and longevity. Fiskars tools are designed for durability and reliability season after season.

For detailed warranty information and support, please visit the official Fiskars website:

[Fiskars.com/USWarranty](https://www.fiskars.com/USWarranty)

For additional assistance or inquiries, please contact Fiskars customer service.