

SMARTSTRAPS 6' 1500 lb Retractable Ratchet Tie Down 4 Pk Green

SMARTSTRAPS Retractable Ratchet Tie Down Straps User Manual

Model: 6' 1500 lb Retractable Ratchet Tie Down 4 Pk Green

INTRODUCTION

The SMARTSTRAPS Ret retractable Ratchet Tie Down Straps are designed for safely and securely transporting various types of cargo, including ATVs, lawn tractors, and other small equipment. These standard-duty green straps feature a 1,500 lb break strength and a 500 lb safe work load. Engineered for efficiency, the retractable design eliminates loose ends and simplifies the securing process, allowing for quick installation and removal.






Figure 1: SMARTSTRAPS Retractable Ratchet Tie Down Straps (4 Pack).

SETUP

Before securing your cargo, ensure the straps are free from any twists or damage. The retractable design keeps the webbing neatly contained within the ratchet mechanism.

1. **Extend the Strap:** Fully open the ratchet handle to release the internal locking mechanism. This allows the strap to freely extend from the housing. Pull the S-hook end of the strap to the desired length.
2. **Attach the Hooks:** Securely attach one S-hook to a sturdy anchor point on your vehicle or trailer. Ensure the hook is fully engaged and cannot slip off during transport.
3. **Position the Strap:** Route the strap over or around your cargo, ensuring it is positioned to provide even pressure and prevent shifting.
4. **Attach the Second Hook:** Attach the remaining S-hook to another secure anchor point. Ensure the strap is relatively taut before proceeding to the operating steps.

QUICK & EASY TO USE

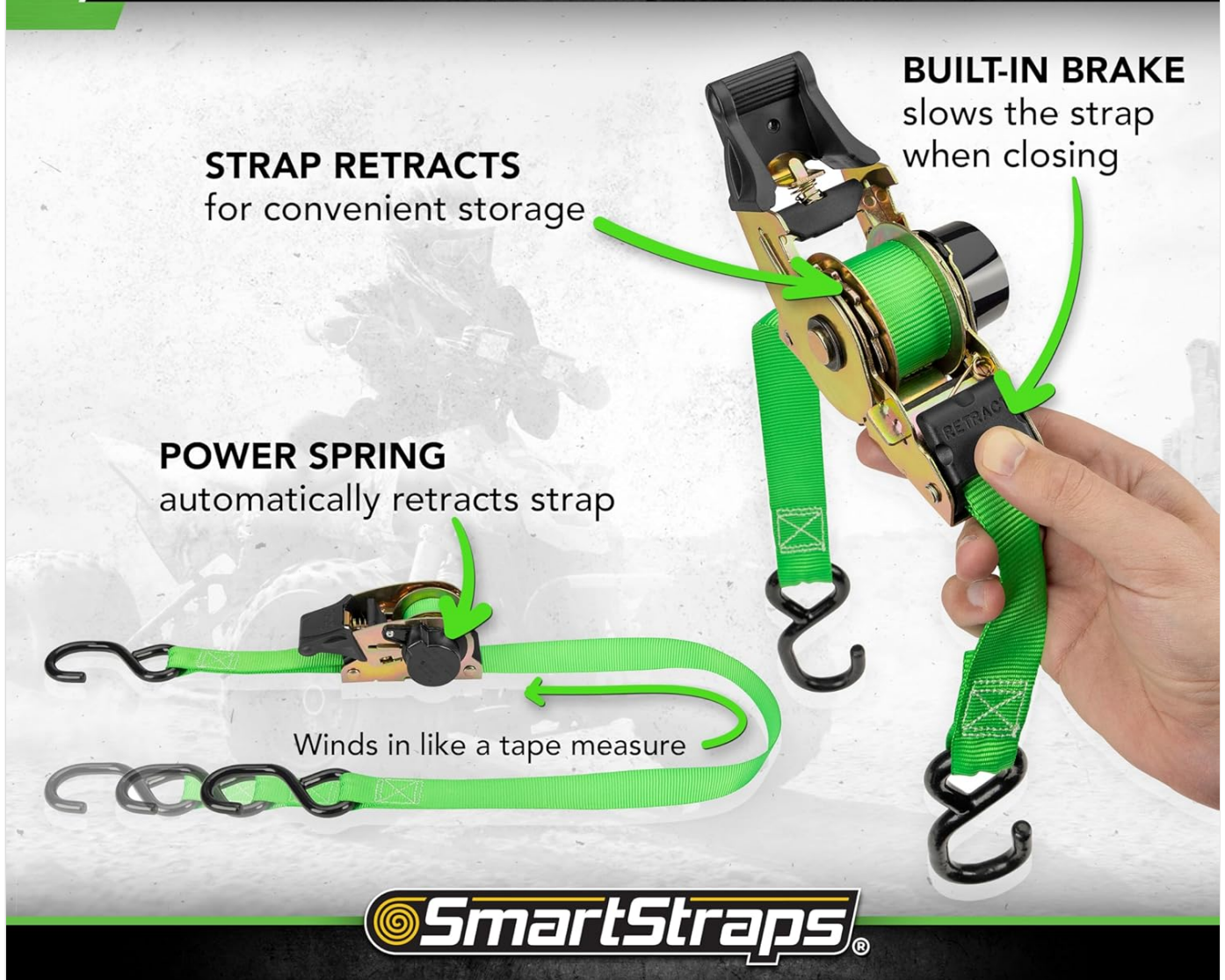


Figure 2: Proper attachment of the S-hook to an anchor point.

OPERATING

Once the straps are positioned, use the ratchet mechanism to tighten them and secure your load.

1. **Tightening the Strap:** With the strap extended and hooks attached, repeatedly pump the ratchet handle up and down. This action will progressively tighten the strap, securing your cargo. Continue ratcheting until the strap is taut and the load is stable. Avoid over-tightening, which can damage the cargo or the strap.
2. **Securing the Ratchet:** Once the desired tension is achieved, ensure the ratchet handle is fully closed and locked into place. This prevents accidental release during transit.
3. **Releasing the Strap:** To release tension, locate the release pawl (typically a small lever or button) on the ratchet mechanism. Press or lift the release pawl while fully opening the ratchet handle to its widest position. This disengages the ratchet, allowing the strap to loosen.
4. **Retracting the Strap:** After releasing tension and detaching the hooks, the strap will automatically retract into the housing. Guide the strap to ensure it retracts smoothly without tangling.




Figure 3: Ergonomic comfort grip handle for optimal performance.

STEEL CORE S-HOOKS

EXTRA STRONG & OVER-MOLDED

✓ NO SCRATCHING

✓ NO RUST

✓ NO MARRING



Figure 4: Retractable design for hassle-free use and storage.

MAINTENANCE

Regular maintenance ensures the longevity and safe operation of your SMARTSTRAPS tie-downs.

- **Inspection:** Before each use, inspect the webbing for cuts, fraying, excessive wear, or chemical damage. Check the S-hooks for bends, cracks, or corrosion. Ensure the ratchet mechanism operates smoothly and locks securely.
- **Cleaning:** Clean the straps with mild soap and water. Allow them to air dry completely before storage. Avoid harsh chemicals that could degrade the webbing material.
- **Storage:** Store the straps in a dry, clean place away from direct sunlight and extreme temperatures. The retractable feature aids in compact and tangle-free storage.
- **Lubrication:** Periodically apply a light lubricant to the moving parts of the ratchet mechanism to ensure smooth operation.

TROUBLESHOOTING

Here are some common issues and tips for using your retractable ratchet tie-downs:

- **Strap Not Retracting Fully:** While designed for automatic retraction, the strap may not retract completely if twisted or obstructed. Ensure the strap is flat and free of obstructions for optimal retraction. You may need to manually guide the strap into the housing.
- **Difficulty with Hook Attachment:** If you are using the straps without D-rings on your trailer, hooking directly to the trailer frame might feel less secure. Consider adding D-rings or using specialized lanyards for more secure attachment points.
- **Short Fixed Strap Length:** The fixed length of strap on the hook end might be too short for some applications, requiring direct attachment to the trailer frame. If possible, use anchor points that allow for a more secure and less strained connection.

SPECIFICATIONS

Feature	Detail
Model	6' 1500 lb Retractable Ratchet Tie Down 4 Pk Green
Size	4 Pack
Material	Alloy Steel, Metal (Fastener: Stainless Steel)
Color	Green
Load Capacity	500 Pounds (Safe Work Load)
Tensile Strength	1500 Pounds (Break Strength)
Fastener Type	S-Hook
Number of Pieces	6 (Implied: 4 straps + 2 extra components, or 4 straps with 2 hooks each)
Item Weight	7.15 pounds
Product Dimensions	12.13 x 10.25 x 10.75 inches
UPC	044112278025, 799621201902, 736983816504, 875195004689

WARRANTY AND SUPPORT

For detailed warranty information and customer support, please refer to the official SMARTSTRAPS website or contact their customer service department directly. Keep your purchase receipt for warranty claims.

Contact Information:

- **Website:** [Visit the SMARTSTRAPS Store on Amazon](#)
- **Manufacturer:** SmartStraps