

## Manuals+

[Q & A](#) | [Deep Search](#) | [Upload](#)

manuals.plus /

› [CURT](#) /

› [CURT 11164 Class 1 Trailer Hitch User Manual](#)

## CURT 11164

# CURT 11164 Class 1 Trailer Hitch User Manual

Model: 11164 | Brand: CURT

### PRODUCT OVERVIEW

The CURT 11164 Class 1 Trailer Hitch is a robust towing solution designed for select Audi A4, Quattro, S4, and Volkswagen Passat models. This hitch features a 1-1/4-inch receiver, making it highly versatile for various towing needs. It is engineered for dependable strength and long-lasting durability, ensuring reliable performance for light-duty towing applications.



Image: The CURT 11164 Class 1 Trailer Hitch, showcasing its main structure and receiver tube.

### Key Features:

- **Dependable Strength:** Constructed from strong, welded steel, rated for 2,000 lbs. gross trailer weight and 200 lbs. tongue weight. Note: Towing capacity is limited by the lowest-rated towing component.

- **Highly Versatile:** Equipped with a standard 1-1/4-inch receiver hitch. Please note, this hitch is not compatible with vertical hanging bike racks that require bikes to be hung or mounted vertically.
- **Dual-Coat Finish:** Features an industry-leading rust, chip, and UV-resistant finish. The hitch is submersed in a liquid A-coat and co-cured with a durable black powder coat for enhanced protection.
- **Easy Installation:** Designed for a factory fit on select model years of the Audi A4, A4 Quattro, S4, and Volkswagen Passat.
- **Tested for Safety:** Each CURT Class 1 trailer hitch design undergoes thorough testing using real vehicles in real-world conditions, meeting SAE J684 specifications for safety.

## FEATURES & BENEFITS

### Representative Image

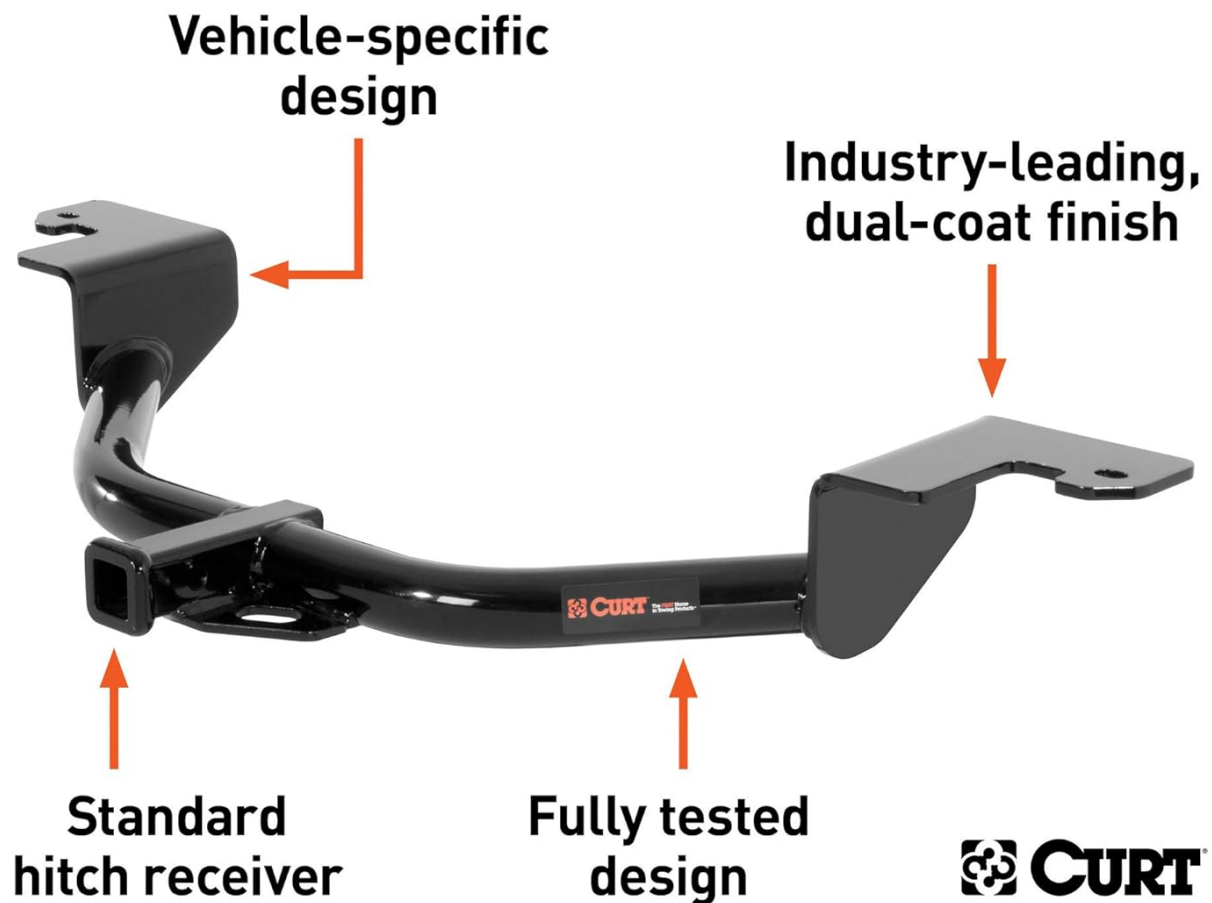



Image: Diagram illustrating key features such as vehicle-specific design, dual-coat finish, standard hitch receiver, and fully tested design.

# RECEIVER TUBE SIZE



# 1 1/4"



Image: Graphic indicating the 1 1/4-inch receiver tube size.

## PACKAGE CONTENTS

Upon opening your CURT 11164 Class 1 Trailer Hitch package, you should find the following components:

- 1 x CURT Class 1 Hitch (Model 11164)
- All necessary mounting hardware (bolts, washers, nuts, etc.)
- Installation Instructions

Please inspect all components for any damage or missing parts immediately upon receipt. If anything is missing or damaged, contact CURT customer support.

## INSTALLATION

Installation of the CURT 11164 Class 1 Trailer Hitch is designed for a factory fit on compatible vehicles. While the design aims for ease of installation, professional installation is highly recommended to ensure proper fitment, safety, and adherence to all local regulations.

### General Installation Guidelines:

1. **Preparation:** Park the vehicle on a level surface and engage the parking brake. Allow the exhaust system to cool if recently driven. Refer to your vehicle's owner's manual for any specific instructions regarding modifications.
2. **Access Mounting Points:** Depending on the vehicle model, it may be necessary to temporarily lower the exhaust or remove certain underbody panels to access the frame's mounting points.
3. **Position the Hitch:** Carefully lift the trailer hitch into position, aligning the mounting holes on the hitch with the pre-drilled holes in the vehicle's frame.
4. **Secure Hardware:** Insert the provided hardware (bolts, washers, nuts) through the aligned holes. Hand-tighten all fasteners to hold the hitch in place.
5. **Final Tightening:** Using a torque wrench, tighten all fasteners to the specifications provided in the detailed installation instructions included with your hitch. Ensure all connections are secure.
6. **Reassemble:** Reinstall any components that were removed or lowered during the installation process, such as the exhaust or underbody panels.

### Important Safety Note:

Always consult the specific installation instructions provided with your CURT 11164 hitch for detailed, step-by-step procedures, torque specifications, and any vehicle-specific considerations. Incorrect installation can lead to serious safety hazards and may void your warranty.

# FEATURES & BENEFITS

## Standard hitch receiver



Image: A close-up view of a standard hitch receiver, demonstrating how safety chains are connected.



# FEATURES & BENEFITS

## Fully tested design



Image: A CURT hitch being subjected to rigorous testing in a controlled environment, highlighting the "Fully Tested Design" feature.

## OPERATING THE TRAILER HITCH

Once installed, your CURT Class 1 Trailer Hitch is ready for use. Proper operation ensures safe and effective towing.

### Connecting a Trailer:

1. **Insert Ball Mount:** Slide the appropriate ball mount (sold separately) into the 1-1/4-inch receiver tube. Secure it with a hitch pin and clip (not included).
2. **Attach Trailer Coupler:** Lower the trailer coupler onto the hitch ball, ensuring it is fully seated and locked.
3. **Connect Safety Chains:** Cross the trailer's safety chains beneath the coupler and attach them to the designated chain loops on the hitch. This provides a backup connection in case the primary coupling fails.
4. **Connect Trailer Wiring:** If your trailer has lights or electric brakes, connect the trailer's wiring harness to your

vehicle's towing electrical connector. Test all lights and brakes before driving.

### Towing Considerations:

- Always adhere to the maximum towing capacity of your vehicle and the hitch (2,000 lbs. GTW / 200 lbs. TW), whichever is lower.
- Ensure proper tongue weight distribution for stable towing.
- Drive cautiously, allowing for increased braking distances and wider turns.
- Regularly check all connections and trailer components during long trips.

## MAINTENANCE

Regular maintenance will extend the life and ensure the safe operation of your CURT trailer hitch.

- **Inspect Regularly:** Before each towing trip, visually inspect the hitch for any signs of damage, cracks, excessive rust, or loose fasteners.
- **Clean:** Keep the hitch clean from dirt, salt, and road debris. Wash with mild soap and water, then dry thoroughly.
- **Lubricate:** Apply a light coat of grease to the hitch ball and inside the receiver tube to prevent rust and ensure smooth operation.
- **Check Fasteners:** Periodically re-torque all mounting bolts to the specified values, especially after the first few uses and after long trips.
- **Protect Finish:** The dual-coat finish provides excellent protection, but avoid harsh chemicals or abrasive cleaners that could damage it. Touch up any deep scratches to prevent rust.

# FEATURES & BENEFITS

Industry-leading, dual-coat finish



Image: Components of the CURT hitch being treated with the dual-coat finish, illustrating the rust and chip resistance process.

## TROUBLESHOOTING

Here are some common issues and their potential solutions:

- **Hitch Does Not Fit:**

- Double-check the model number (11164) against your vehicle's make, model, and year. This hitch is specifically designed for select Audi A4, Quattro, S4, and Volkswagen Passat models.
- Ensure no vehicle components (e.g., exhaust, bumper fascia) are obstructing the mounting points. Some vehicle trims or aftermarket parts may require minor adjustments or professional modification.

- **Excessive Noise During Towing:**

- Verify that the hitch pin and clip are securely in place.
- Check that the ball mount is properly seated and not loose within the receiver.



- Ensure the trailer coupler is fully engaged and locked onto the hitch ball.
- Inspect safety chains for proper tension and connection.
- **Rust or Corrosion:**
  - While the hitch has a dual-coat finish, prolonged exposure to harsh elements or road salt can still cause surface rust. Clean the hitch regularly and apply a rust-inhibiting paint to any affected areas.
  - Ensure proper drainage around the hitch area on your vehicle.

If you encounter persistent issues or have concerns about the hitch's performance, contact CURT customer support or a certified automotive technician.

**SPECIFICATIONS**

Attribute	Detail
Brand	CURT
Model Number	11164
Receiver Size	1-1/4-Inch
Gross Trailer Weight (GTW)	2,000 lbs.
Tongue Weight (TW)	200 lbs.
Material	Carbon Steel
Finish Type	GLOSS BLACK POWDER COAT (Dual-Coat)
Item Weight	15.2 Pounds
Product Dimensions	18 x 33 x 12 inches
Vehicle Service Type	Car (Select Audi A4, Quattro, S4, Volkswagen Passat)
UPC	612314009381



Image: The "Made in USA" logo, indicating the manufacturing origin of CURT products.

## OFFICIAL PRODUCT VIDEO

Your browser does not support the video tag.


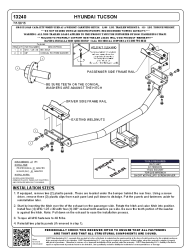




Video: An overview of CURT's commitment to quality, design, and manufacturing processes for their trailer hitches. This video highlights the rigorous testing and durable finishes applied to CURT products, ensuring they meet high industry standards and customer expectations for reliability and longevity.

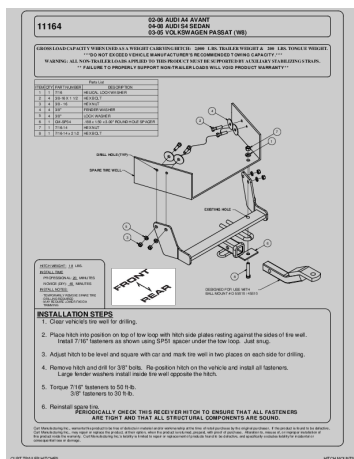
## WARRANTY AND SUPPORT

CURT stands behind the quality of its trailer hitches. The CURT 11164 Class 1 Trailer Hitch is backed by **limited lifetime warranty**. This warranty covers defects in materials and workmanship for the original purchaser. For detailed warranty information, claims, or technical support, please visit the official CURT website or contact their customer service department. Ensure you have your product model number (11164) and proof of purchase available when contacting support.

You can visit the CURT Store on Amazon for more information:[CURT Store](#)

## Related Documents - 11164

	<p><a href="#">CURT 11475 Trailer Hitch Installation Guide for Volkswagen Golf R (2017-2023)</a></p> <p>Detailed, step-by-step installation instructions for the CURT 11475 receiver hitch on 2017-2023 Volkswagen Golf R models. Includes parts list, required tools, safety warnings, and towing capacity information.</p>
	<p><a href="#">CURT 13240 Class III Trailer Hitch Installation Guide for Hyundai Tucson</a></p> <p>Step-by-step installation instructions for the CURT 13240 Class III receiver hitch, designed for the Hyundai Tucson. Includes parts list, tools required, safety warnings, and warranty details.</p>
	<p><a href="#">Toyota RAV4 (2006-Current) Trailer Hitch Installation Guide - CURT 13149</a></p> <p>Step-by-step installation instructions for the CURT 13149 Class 3 Trailer Hitch for Toyota RAV4 models (2006-Current, excluding Electric). Includes parts list, tools required, safety information, and towing capacity details.</p>
	<p><a href="#">CURT 13146 Trailer Hitch Installation Manual</a></p> <p>This document provides installation instructions for the CURT 13146 trailer hitch, including parts list, tools required, safety instructions, and towing capacity information for select Honda Pilot and Acura MDX models.</p>
	<p><a href="#">Curt Custom Fit Class I Receiver Hitch Installation Guide for Volkswagen Models</a></p> <p>Detailed installation instructions and parts list for the Curt Custom Fit Class I Receiver Hitch (Model 11066) designed for Volkswagen Beetle, Golf, and GTI models. Includes specifications, warnings, and warranty information.</p>
	<p><a href="#">CURT 13342 Installation Instructions for Mercedes-Benz ML Series Trailer Hitch</a></p> <p>Detailed installation guide for the CURT 13342 receiver hitch, designed for Mercedes-Benz ML350, ML500, ML320 CDI, and ML550 models (2006-2010). Includes specifications, required tools, parts list, step-by-step walkthrough, safety warnings, and warranty information.</p>




## [\[pdf\]](#) Installation Guide Instructions Parts List Warranty Accessories

CM 11164 INS Curt Trailer Hitches Installation Instruction trailer hitches towing hitch balls mounts

accessories electrical wiring draw bar tow hooks lights CARiD curt installation instructions images carid |||

**11164 02-06 AUDI A4 AVANT 04-08 AUDI S4 SEDAN 03-05 VOLKSWAGEN PASSAT W8 GROSS LOAD CAPACITY WHEN USED AS A WEIGHT CARRYING HITCH: 2,000 LBS. TRAILER WEIGHT 200 LBS. TONGUE WEIGHT. \*\*\*DO NOT EXCEED VEHICLE MANUFACTURER S RECOMMENDED TOWING CAPACITY.\*\*\***  
**WARNING: ALL NON-TRAILER LOADS APPLIED TO...**

lang:en **score:40** filesize: 54.47 K page\_count: 1 document date: 2012-09-19



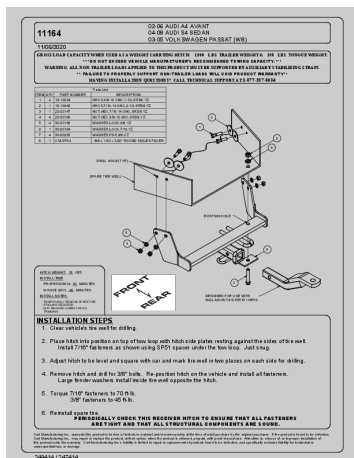
## [\[pdf\]](#) Installation Guide Instructions Parts List Warranty

CM 11164 INS apitsch Please Click here to the Instructions File Curt Class I 1 25 in Receiver Hitch JEGS

High Performance 229 jegs InstallationInstructions 200 |||

**11164 02-06 AUDI A4 AVANT 04-08 AUDI S4 SEDAN 03-05 VOLKSWAGEN PASSAT W8 9/14/2012 GROSS LOAD CAPACITY WHEN USED AS A WEIGHT CARRYING HITCH: 2,000 LBS. TRAILER WEIGHT 200 LBS. TONGUE WEIGHT. \*\*\*DO NOT EXCEED VEHICLE MANUFACTURER S RECOMMENDED TOWING CAPACITY.\*\*\***  
**WARNING: ALL NON-TRAILER LOADS...**

lang:en **score:36** filesize: 86.19 K page\_count: 1 document date: 2013-03-18



## [\[pdf\]](#) Installation Guide Parts List Guide Warranty Catalog

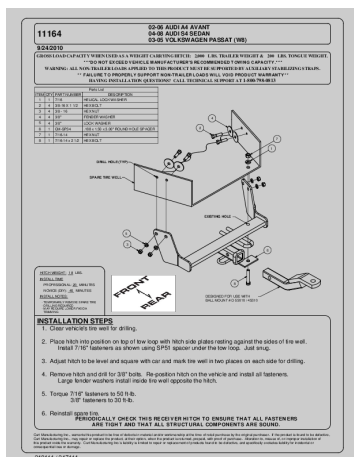
CM 11164 INS idw tzwicke Series Class 1 Pin Clip Trailer Hitch Installation Guide CURT 612314009381

0612314009381 1001237214 f21cb122 895b 4492 b068 eb557ef9c8fc images thdstatic catalog Images f2

|||

**11164 02-06 AUDI A4 AVANT 04-08 AUDI S4 SEDAN 03-05 VOLKSWAGEN PASSAT W8 11/06/2020 GROSS LOAD CAPACITY WHEN USED AS A WEIGHT CARRYING HITCH: 2,000 LBS. TRAILER WEIGHT 200 LBS. TONGUE WEIGHT. \*\*\*DO NOT EXCEED VEHICLE MANUFACTURER S RECOMMENDED TOWING CAPACITY.\*\*\***  
**WARNING: ALL NON-TRAILER LOAD...**

lang:en **score:34** filesize: 408.3 K page\_count: 1 document date: 2020-11-09



## [\[pdf\]](#) User Manual Installation Guide Parts List Warranty

CM 11164 INS Bruff Product Manual Curt Custom Fit Class I Receiver Hitch Fits 20022006 Audi A4 Avant

Model 35540 m northerntool images manuals |||

**11164 02-06 AUDI A4 AVANT 04-08 AUDI S4 SEDAN 03-05 VOLKSWAGEN PASSAT W8 9/24/2010 GROSS LOAD CAPACITY WHEN USED AS A WEIGHT CARRYING HITCH: 2,000 LBS. TRAILER WEIGHT 200 LBS. TONGUE WEIGHT. \*\*\*DO NOT EXCEED VEHICLE MANUFACTURER S RECOMMENDED TOWING CAPACITY.\*\*\***  
**WARNING: ALL NON-TRAILER LOADS...**

lang:en **score:34** filesize: 46.73 K page\_count: 1 document date: 2010-12-08



[\[pdf\]](#) Guide Application Guide

Emily Timme Trailer Hitches T Connectors Guide 4qte Curt |||

Indicates change from last listing 1/22/16 MAKE MODEL ACURA CL CSX EL ILX INTEGRA LEGEND 10/29/ ... 11167 Q 11167 Q 11507 L 11508 L 11192 E,Q 11399 AA,Z 11399 AA,Z 11399 AA,Z 11399 AA,Z 11186 A,D,Z **11164** 11169 Q 11195 BB,M,Z 11180 Z **11164** 11169 Q 11186 A,D,Z**11164** 11169 Q 11195 BB,M,Z 11180 Z 1116...

lang:i-klngon **score:31** filesize: 11.3 M page\_count: 20 document date: 2016-01-22

[\[pdf\]](#) Guide Application Guide

Pam RECEIVER HITCHES ELECTRICALCURT MANUFACTURING HITCH WIRING APPLICATION

GUIDE MAKE MODEL STYLE 13133 AA Z 11 3 5 20 09 12 56200 7 12254 S 147 30v14qte CurtHitches

Curt Hitch App Guide VOLKSWAGEN srsItid AfmBOoqiFyJjOyVihY1rIKQrOx

TC0j2f2BdcMQLuzAhQfebsm5o8 gV |||

Indicates change from last listing 9/5/14 MAKE MODEL VOLKSWAGEN BEETLE BUS / TRUCK CABRIO STYLE ... 072 11072 11459 11070 11010 11715 11715 11659 11722 11658 11072 11083 11234 11232 11091 11054 11076 **11164** 11735 11717 11096 11054 11076 **11164** 11736 11718 11560 11561 11074 11099 11661 11653 12264 1166...

lang:en **score:29** filesize: 338.59 K page\_count: 1 document date: 2014-09-12

[CURT Trailer Hitches and Custom Wiring Application Guide](#)

Discover the CURT Trailer Hitches and Custom Wiring Application Guide. This guide provides detailed compatibility information, specifications, and part numbers for trailer hitches and wiring kits across numerous vehicle makes and models, ensuring a perfect fit for your towing needs.

lang:en **score:27** filesize: 1.42 M page\_count: 32 document date: 2025-06-26

[\[pdf\]](#) Guide Application Guide

Emily Timme TRAILER HITCHES TOWING ELECTRICAL curt manufacturing hitch wiring application

guide make model style years 1 4 part foot notepc wt rtg ins time 7 8 euro mount ® 2 mount® Curt Hitch

App Guide assets curtmfg masterlibrary 01resources appguides

Indicates change from last listing 10/4/18 2/21/17 2/21/17 8/9/18 8/9/18 MAKE MODEL ACURA CL CSX ... 11399 AA,Z 11192 E,Q 11399 AA,Z 11399 AA,Z 11399 AA,Z 11448 BB,Z 11448 BB,Z 11448 BB,Z 11186 A,D,Z **11164** 11169 Q 11195 BB,M,Z 11180 Z **11164** 11169 Q 11448 BB,Z 11448 BB,Z 11448 BB,Z 11448 BB,Z 11186 A...

lang:en **score:25** filesize: 9.6 M page\_count: 42 document date: 2018-10-04


[\[pdf\]](#) Installation Guide Guide Application Guide

Trailer\_Hitches\_and\_Custom\_Wiring\_Application\_Guide.xlsx nmusser2 Trailer Hitches and Custom

Wiring Application Guide o } r õ ñ ï í X ò ô U ó ï ð assets curtmfg masterlibrary 01resources appguides CURT

Indicates a change from last update 08/20/21 Make / Model ACURA CL CSX EL ILX Integra Legend MDX RDX ... .25 18 - 21 1.25 12 - 16 1.25 05 - 11 1.25 98 - 04 1.25 11167 11167 11399 11192 11399 -11448 11186 **11164** 11169 11180 **11164** 11169 11448 11448 11186 **11164** 11169 11195 11180**11164** 11169 11188 11188 1144...


lang:en **score:18** filesize: 1.85 M page\_count: 39 document date: 2021-08-20



[CURT 2018 Catalog: Trailer Hitches, Towing Accessories & Electrical Guides](#)

Explore the comprehensive CURT 2018 Catalog featuring trailer hitches, towing accessories, brake controls, custom wiring, and essential application guides for safe and reliable towing.

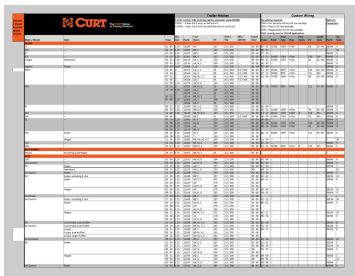
lang:en score:18 filesize: 34.69 M page\_count: 241 document date: 2018-02-05



[Billboard International Buyer's Guide 1973-74: Music Industry Directory](#)

The 1973-74 Billboard International Buyer's Guide offers a comprehensive directory and market analysis of the music industry, detailing manufacturers, wholesalers, services, sales data, and historical trends for records and tapes.

lang:en score:17 filesize: 40.97 M page\_count: 426 document date: 2017-06-26




[\[pdf\] Installation Guide Guide Application Guide](#)

Trailer Hitches and Custom Wiring Application Guide.xlsx nmusser2 CURT 2 in Receiver Class III Ball Mount 4 Drop 7 500 lb Capacity 13 L at Tractor Supply Co2002207 Man1media tractorsupply is content TractorSupplyCompany tsc product 00 22 07 2002207 Man1 |||

Indicates a change from last update 1/18/23 Make / Model ACURA CL CSX EL ILX Integra Legend MDX RDX ... 1.25 06 - 11 1.25 99 - 04 1.25 95 - 98 1.25 12 - 16 1.25 11167 11167 11399 11192 11399 11448 11186 **11164** 11169 **11164** 11169 11448 11448 11186 **11164** 11169 11195 **11164** 11169 11188 11188 11448 11188 1103...

lang:en score:17 filesize: 1.54 M page\_count: 37 document date: 2023-01-18

[Billboard International Buyer's Guide 1974-1975](#)

The Billboard International Buyer's Guide 1974-1975 provides comprehensive data on the music and record industry, including sales statistics, manufacturer directories, and industry trends.

lang:de score:16 filesize: 26.19 M page count: 380 document date: 2018-04-15

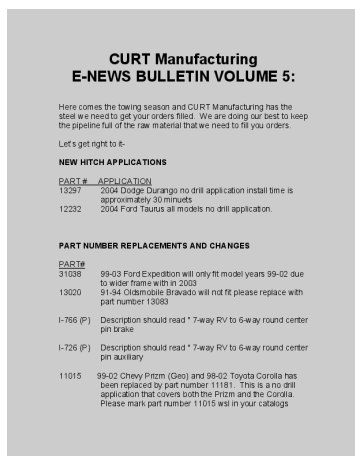


[\[pdf\]](#) Application Guide Catalog

Curt CURT 2023 Catalog frameco ca media wysiwyg catalogues |||

2023 CATALOG APPLICATION GUIDES INTENTIONALLY LEFT BLANK FOR TWO-PAGE VIEWING EVERYTHING YOU NEED TO KNOW ABOUT THE NEW 89-95 MAZDA 11154 02-04 ACURA 11155 96-98 ACURA 11158 12-18 FORD 11159 96-04 ACURA 11160 07-11 MINI **11164** 02-08 AUDI **11164** 02-08 AUDI **11164** 04-08 AUDI **11164** 03-04 VOLKSWAGEN 11166 98-04 AUDI 11166 98-...

lang:en score:14 filesize: 66.35 M page count: 285 document date: 2022-11-11



[\[pdf\]](#) Installation Guide Declaration of Conformity Catalog

Microsoft Word Vol5 doc jp curtmfg 80 s e news

CURT Manufacturing E-NEWS BULLETIN VOLUME 5: Here comes the towing season and CURT Manufacturing ha ... 1015 wsl in your catalogs 11107 2002 Volkswagen Passat 4 motion has been replaced by part number **11164**. Please mark part number 11107 wsl in your catalogs. 12225 12161 Please note in your catalog...

lang:en score:14 filesize: 57.29 K page count: 2 document date: 2004-07-21



[Music Connection Magazine - May 22 - June 4, 2000 Issue: No Doubt Feature, Studio Directory, Industry News](#)

Explore the May 22 - June 4, 2000 issue of Music Connection magazine, featuring a deep dive into No Doubt's 'Return of Saturn,' a comprehensive guide to Southern California recording studios and engineers, and essential music industry news and artist profiles.


lang:en score:13 filesize: 10.52 M page\_count: 104 document date: 2023-09-18



[\[pdf\] Application Guide Catalog](#)

CURT Catalog Trailer Hitches Wiring 5th Wheel Gooseneck AM media lippert Design Team Catalogs ||| CATALOG APPLICATION GUIDES INTENTIONALLY LEFT BLANK FOR TWO-PAGE VIEWING EVERYTHING YOU NEED T ... CION XD 11141 96-05 TOYOTA RAV4 11158 12-18 FORD FOCUS 11159 96-04 ACURA RL 11160 07-11 MINI COOPER **11164** 02-08 AUDI A4 **11164** 02-08 AUDI A4 QUATTRO **11164** 04-08 AUDI S4 **11164** 03-04 VOLKSWAGEN PASSAT 11...

lang:en score:12 filesize: 52.19 M page\_count: 315 document date: 2024-12-19




[\[pdf\] Application Guide Accessories Catalog](#)

CURT Trailer Hitches Towing Catalog trailer hitches towing ball mounts 5th wheel gooseneck front pintle hooks tow lunette rings weight distribution hitch covers steps mount bike carriers pins locks accessories cargo wiring harness electrical connectors brake controllers sway control parts couplers jacks breakaway kits tool boxes winches brakes CARiD 2019 catalog images carid curt info |||

2019 CATALOG APPLICATION GUIDES CURT is the leading manufacturer of USA-made trailer hitches and a ... Years Make 11154 02-04 ACURA 11155 96-98 ACURA 11158 12-18 FORD 11159 96-04 ACURA 11160 07-11 MINI **11164** 02-08 AUDI **11164** 02-08 AUDI **11164** 04-08 AUDI **11164** 03-04 VOLKSWAGEN 11166 98-04 AUDI 11166 98-...

lang:en score:12 filesize: 13.69 M page\_count: 230 document date: 2018-11-22




[\[pdf\] Guide Application Guide Catalog](#)

CURT Trailer Hitches Towing Catalog trailer hitches towing ball mounts 5th wheel gooseneck weight distribution sway control breakaway kits hitch mount carriers bike racks steps tow lights brakes brake controllers connectors bars couplers jacks winches tool boxes mirrors transmission coolers straps tie downs covers CARiD catalog 2016 images carid curt page |||

2016 CATALOG APPLICATION GUIDE NEW PRODUCTS DESIGNED TO HELP YOU BRING IT CURT Manufacturing s ... 8 1996 11149 1995 11150 1989 11153 1991 11154 2002 11155 1996 11158 2012 11159 1996 11160 2009 2007 **11164** 2002 2002 2004 11165 1989 11166 1999 11167 1992 1995 11168 2012 11169 1998 11170 2008 11172 19...

lang:en score:12 filesize: 17.17 M page\_count: 258 document date: 2016-10-05





[Billboard International Buyer's Guide 1972-73: Music, Records, Tape](#)

A comprehensive guide to the music industry, including record manufacturers, music publishers, tape wholesalers, and services for the music-record-tape industry.

Features data on record and tape sales, historical notes on the music industry, and listings of international music-record sections.

lang:en score:11 filesize: 41.66 M page\_count: 392 document date: 2016-10-21