

## Manuals+

[Q & A](#) | [Deep Search](#) | [Upload](#)

[manuals.plus](#) /

- › [KONG](#) /
- › [KONG Wubba Tugga Dog Toy User Manual](#)

## KONG WT1

# KONG Wubba Tugga Dog Toy User Manual

Model: WT1

## PRODUCT OVERVIEW

---

The KONG Tugga Wubba is an interactive tug and toss toy designed for dogs. It is constructed with durable reinforced nylon and features tails on both ends, facilitating engaging play activities such as shaking, picking up, throwing, and tugging.



Image: The KONG Wubba Tug toy, shown in purple. It features a central, rounded body with the KONG Wubba logo, and multiple fabric tails designed for easy gripping and interactive play.

This toy is available in various colors and sizes to suit different preferences and dog breeds.

## SETUP

---

### Unpacking

Remove the KONG Wubba Tug toy from its packaging. Ensure all packaging materials are discarded safely and are out of reach of pets and children.

### Initial Inspection

Before first use, inspect the toy for any signs of damage or loose parts. If any defects are found, do not allow your pet to use the toy and contact KONG customer support.

## OPERATING INSTRUCTIONS

---

## Intended Use

This product is intended for pet use only. It is designed for interactive play between a pet and its owner, or for supervised solo play.

## Interactive Play

The KONG Wubba Tugga is ideal for various interactive games:

- **Tug-of-War:** Utilize the durable nylon tails for engaging tugging sessions with your dog.
- **Fetch:** The toy's design makes it easy to throw and retrieve, promoting active play.
- **Shaking Fun:** The tails provide an enticing element for dogs who enjoy shaking their toys.

## Product Variations

The KONG Wubba Tugga is available in three colors (Red/Blue, Blue/Purple, Purple/Red) and three sizes (Small, Large, and Extra Large) to accommodate different dog sizes and preferences.

## CARE AND MAINTENANCE

### Cleaning

To clean the KONG Wubba Tugga, wipe it down with a damp cloth and mild soap. Rinse thoroughly to remove any soap residue. Allow the toy to air dry completely before allowing your pet to play with it again. Regular cleaning helps maintain hygiene.

### Storage

Store the toy in a clean, dry place away from direct sunlight and extreme temperatures when not in use. Proper storage helps prolong the toy's lifespan.

## TROUBLESHOOTING

### Common Issues

While the KONG Wubba Tugga is designed for durability, no toy is indestructible. If your dog is a heavy chewer, continuous unsupervised chewing may lead to wear and tear, such as fraying of the nylon or unraveling of the rope core. It is recommended to supervise your pet during play to prevent excessive chewing and ensure safety.

### When to Replace

Regularly inspect the toy for signs of significant wear, damage, or loose parts. If the toy becomes damaged, torn, or if any internal components become exposed, discontinue use immediately and replace the toy to prevent potential ingestion hazards.

## PRODUCT SPECIFICATIONS

Brand	KONG
Model Name	Kong Company 38780064: Tugga Wubba Dog Toy, Lg
Item Model Number	WT1

ASIN	B003LSU0SA
Material	Nylon
Color	Blue (Assorted Colors Available)
Size	Large (Other sizes: S, XL available)
Item Weight	0.16 Kilograms (5.6 ounces)
Product Dimensions (LxWxH)	2 x 19.25 x 2 inches
Style	Interactive
Target Audience	Dogs
Breed Recommendation	All Breed Sizes
Specific Uses	Indoor Play
Date First Available	April 8, 2010

## WARRANTY AND SUPPORT

### Warranty Information



The KONG Wubba Tugga toy is covered by a guarantee against manufacturer defects. For full details regarding the KONG Satisfaction Guarantee, please refer to the official KONG documentation.





### Further Assistance

For additional information, detailed instructions, or support, please refer to the official KONG user guide or visit the KONG website. A digital version of the user guide can be accessed via the following link:

Download User Guide (PDF)

### Related Documents - WT1

	<p><a href="#">KONG Swiftglide 3-Speed Grooming Clipper Kit - User Manual and Instructions</a></p> <p>User manual for the KONG Swiftglide 3-Speed Grooming Clipper Kit (Model 33010003). Includes operating instructions, safety precautions, cleaning and maintenance guide, and warranty information.</p>
	<p><a href="#">KONG Groommaster 2-Speed Cordless Clipper Kit: User Manual and Safety Guide</a></p> <p>Comprehensive guide for the KONG Groommaster 2-Speed Cordless-Corded Clipper Kit, covering setup, operation, maintenance, safety precautions, and warranty information.</p>

	<p><a href="#">KONG Lanyard 2006 User Manual: Lanyards &amp; Adjustable Work Positioning Lanyards</a></p> <p>Official user manual for KONG Lanyard 2006 series, covering Lanyards and Adjustable Work Positioning Lanyards. Includes safety, usage, maintenance, and technical details for professional and recreational applications.</p>
	<p><a href="#">KONG Groommaster 3-Speed Cordless Clipper Kit - User Manual &amp; Instructions</a></p> <p>Official user manual and operating instructions for the KONG Groommaster 3-Speed Cordless-Corded Clipper Kit (Model 33010004). Learn about safety, operation, cleaning, maintenance, and warranty.</p>
	<p><a href="#">KONG TRIMMER+ 289.500 Work Positioning Lanyard - User Guide &amp; Safety Information</a></p> <p>Official user guide and safety information for the KONG TRIMMER+ 289.500 work positioning lanyard. Learn about safe use, maintenance, inspections, and specifications for fall protection equipment.</p>
	<p><a href="#">KONG 948 DANCER Rotating Connecting Element User Manual and Specifications</a></p> <p>Detailed information on the KONG 948 DANCER, a Category III PPE rotating connecting element/swivel for fall arrest, work positioning, rope access, and mountaineering. Includes usage, warnings, compatibility, and maintenance checks.</p>