

Margaritaville AD1200

Margaritaville AD1200 Concoction Maker Travel Bag Instruction Manual

Model: AD1200 | Brand: Margaritaville

INTRODUCTION

This instruction manual provides essential information for the proper use, care, and maintenance of your Margaritaville AD1200 Universally Durable Double Stitched Waterproof Canvas Travel Bag. Designed to safely transport and store your large mixers and concoction makers, this bag ensures your appliance is protected during travel. Please read this manual thoroughly before first use.

KEY FEATURES

- **Secure Transport:** Safely transport and store your Margaritaville Frozen Concoction Maker with this Travel Bag.
- **Protective Design:** Constructed with a reinforced padded base and a foam-padded interior, designed to protect your frozen drink machine and other types of concoction makers.
- **Durable Material:** Made from double-stitched canvas for durability and comfort.
- **Waterproof:** Features waterproof material that protects your mixer from moisture and leakage.
- **Easy Portability:** Features strong nylon handles that make the travel bag easy to carry and move.
- **Internal Security:** Equipped inside with hook and loop straps that help keep your Concoction maker secured.
- **Compatibility:** Measures 19.40 x 5.10 x 18.10 inches, designed to fit DM0500, NBMGDM0900, DM1000, and DM2000 Series mixers.

SETUP AND LOADING INSTRUCTIONS

Follow these steps to properly set up and load your concoction maker into the travel bag:

1. **Prepare the Bag:** Unzip the main compartment of the travel bag completely and open the top flap. Ensure the bag is stable on a flat surface.
2. **Position the Mixer:** Carefully lift your Margaritaville concoction maker and gently lower it into the bag. The bag's padded base is designed to cradle the appliance.
3. **Secure the Appliance:** Locate the internal hook and loop straps. Wrap these straps around the base or appropriate sections of your mixer to hold it firmly in place. Press the hook and loop fasteners together to secure.
4. **Close the Bag:** Once the mixer is secure, close the top flap and zip the main compartment completely. Ensure the zipper is fully closed to protect the contents.
5. **Utilize Pockets:** If needed, use the exterior pocket for storing smaller accessories or recipe books.



Image: Carefully placing the mixer into the bag.

SAFELY TRANSPORT AND STORE YOUR CONCOCTION MAKER



Sturdy Nylon
Handles



Water-Repellant



Double-Stitched
Canvas



Foam-padded
Interior & Base



Image: Internal view showing the mixer secured by hook and loop straps.

OPERATING (TRANSPORT) INSTRUCTIONS

The Margaritaville AD1200 Travel Bag is designed for convenient and safe transport of your concoction maker.

- **Carrying:** Use the sturdy nylon handles to lift and carry the bag. Ensure a firm grip, especially when the bag is loaded with the mixer.
- **Placement:** When transporting in a vehicle, place the bag in a stable position to prevent excessive movement. The internal padding and straps are designed to minimize jostling.
- **Storage:** When not in use, the bag can be folded for compact storage. Ensure it is clean and dry before folding.



Image: The travel bag ready for transport.



Image: The travel bag in an outdoor setting, highlighting its portability.

CARE AND MAINTENANCE

Proper care will extend the life of your travel bag:

- **Cleaning:** For minor spills or dirt, wipe the exterior and interior with a damp cloth and mild soap. Do not use harsh chemicals or abrasive cleaners.

- **Drying:** Allow the bag to air dry completely before storing or reusing, especially if it has been exposed to moisture. Do not machine wash or tumble dry.
- **Storage:** Store the bag in a cool, dry place away from direct sunlight when not in use. Its foldable design allows for compact storage.
- **Inspection:** Periodically inspect the zippers, straps, and seams for any signs of wear or damage. Address any issues promptly to maintain the bag's integrity.

TROUBLESHOOTING

If you encounter any issues with your travel bag, consider the following:

- **Zipper Sticking:** If the zipper is difficult to move, try rubbing a pencil lead or a small amount of lubricant (like zipper wax) along the teeth.
- **Straps Not Holding:** Ensure the hook and loop straps are clean and free of debris. Press them firmly together for a secure hold. If they are worn, consider replacement or alternative securing methods.
- **Material Damage:** For small tears or punctures, a fabric repair kit may be used. For significant damage, professional repair or replacement may be necessary.
- **Odor:** If the bag develops an odor, air it out in a well-ventilated area. A sprinkle of baking soda inside can help absorb odors.

SPECIFICATIONS

Attribute	Detail
Product Dimensions	18 x 18 x 5 inches
Item Weight	3.59 pounds
Manufacturer	Margaritaville
ASIN	B003K0DDP6
Item Model Number	AD1200
Material	Double-stitched Canvas, Waterproof

FROZEN CONCOCTION MAKER AND TRAVEL BAG

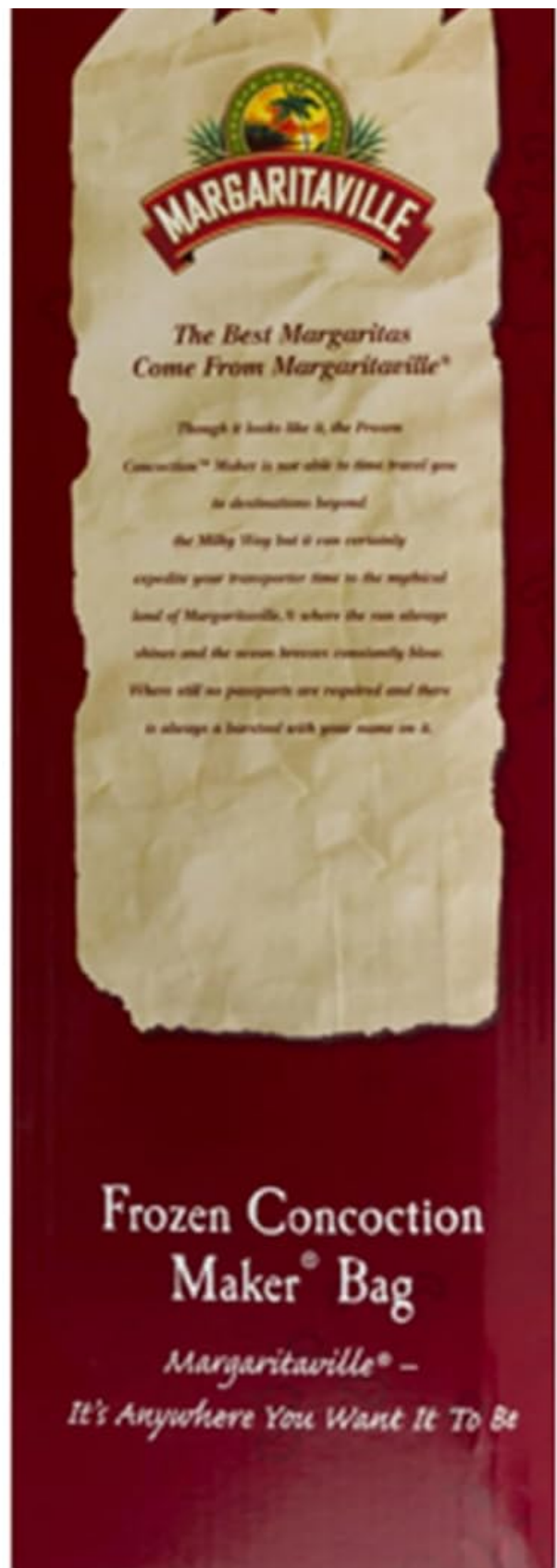


Image: Product dimensions for the travel bag.





Image: Product diagram highlighting features and model number.



WARRANTY AND SUPPORT






For specific warranty information, please refer to the documentation included with your purchase or contact Margaritaville customer support directly. While this travel bag is designed for durability, any manufacturing defects

should be reported to the retailer or manufacturer.

A digital version of the user guide may be available for download. For additional assistance or inquiries, please visit the official Margaritaville website or contact their customer service.

User Guide (PDF): [Click here to download](#)

Related Documents - AD1200

	<p>Margaritaville Maui On-the-Go Frozen Concoction Maker Quick Start Guide</p> <p>A quick start guide for the Margaritaville Maui On-the-Go Frozen Concoction Maker, detailing operational modes, troubleshooting tips, and responsible drinking advice.</p>
	<p>Margaritaville DM 1000 Frozen Concoction Maker User Manual</p> <p>Comprehensive user manual for the Margaritaville DM 1000 Frozen Concoction Maker, covering safety, parts, operation, cleaning, troubleshooting, and warranty information.</p>
	<p>Margaritaville DM1946 Series Frozen Concoction Maker User Manual</p> <p>Comprehensive user manual for the Margaritaville DM1946 Series Frozen Concoction Maker. Includes setup, operation, cleaning, maintenance, troubleshooting, and warranty information for creating frozen drinks.</p>
	<p>Margaritaville DM1946 Series Frozen Concoction Maker User Manual</p> <p>Comprehensive user manual for the Margaritaville DM1946 Series Frozen Concoction Maker, detailing setup, operation, cleaning, maintenance, and troubleshooting for making frozen drinks.</p>
	<p>Margaritaville Bali Frozen Concoction Maker DM3500 Series User Manual</p> <p>User manual for the Margaritaville Bali Frozen Concoction Maker DM3500 Series, detailing important safeguards, parts identification, operation instructions, drink recipes, cleaning and maintenance procedures, troubleshooting tips, and warranty information.</p>



[Margaritaville DM3500 Series Bali Frozen Concoction Maker User Manual & Recipes](#)

Comprehensive user manual for the Margaritaville DM3500 Series Bali Frozen Concoction Maker. Includes setup, operation, cleaning, maintenance, troubleshooting, and recipes for delicious frozen drinks.