

## Manuals+

[Q & A](#) | [Deep Search](#) | [Upload](#)

manuals.plus /

- › [PLUS](#) /
- › [Plus FL-082IF 87-298 Individual Folder Economy User Manual](#)

## PLUS FL-082IF 87-298

# Plus FL-082IF 87-298 Individual Folder Economy User Manual

Model: FL-082IF 87-298 | Brand: PLUS

## PRODUCT OVERVIEW

The Plus FL-082IF 87-298 Individual Folder Economy is designed for efficient document organization. This practical folder utilizes a thin, durable file card paper, offering a resource-saving and cost-effective solution for your filing needs. Its design allows for easy classification and retrieval of documents, making it an ideal choice for various office and personal uses.



Image: A large stack of 50 yellow individual folders, demonstrating the bulk packaging and uniform appearance of the product.

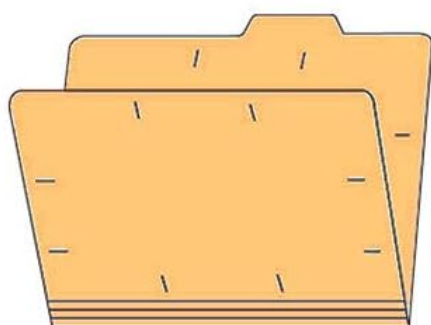

## KEY FEATURES

- **Practical Design:** Made from hard, thin card stock paper, ensuring durability for everyday use.
- **A4-E Standard:** Designed to accommodate A4-E sized documents, with external dimensions of Height (mountain height) 9.4 (+0.6 inches) x Width 12.2 inches (240 (+15 mm)).
- **Bulk Pack:** Available in a convenient pack of 50 pieces, suitable for extensive filing requirements.
- **Eco-Friendly Material:** Constructed from file card paper that incorporates recycled pulp, aligning with Green Purchasing Law compliance.
- **Fastener Compatibility:** Features 16 "zipper" holes on the cover, allowing for the attachment of optional fasteners to secure punched documents.
- **Labeling Area:** Includes a dedicated column on the cover for writing details such as contents, duration of use, and item descriptions, facilitating easy identification.



Image: A close-up view of the top section of a yellow individual folder, highlighting the designated lines and columns for writing labels and content information.

別売のファスナーとあわせてお使いいただければ、書類に穴を開けてファイルすることもできます。



個別フォルダーの表紙には両面で、16カ所ファスナー用の切れ目が入っています。

Image: A detailed view showing the pre-cut slots on the folder designed for attaching document fasteners, with a metal fastener being demonstrated.

## SETUP AND PREPARATION

1. **Unpack:** Remove the folders from their packaging.
2. **Labeling:** Utilize the designated writing area on the front of each folder to clearly label its contents. Include information such as the subject, date range, or any other relevant identifiers to ensure efficient organization.
3. **Optional Fastener Installation:** If you intend to secure punched documents within the folder, align a compatible fastener (sold separately) with the 16 pre-cut "zipper" holes on the folder's cover and secure it according to the fastener's instructions.





Image: An open yellow individual folder displaying a document with English text, illustrating how documents are placed inside for filing and organization.

## USAGE GUIDELINES

- **Document Insertion:** Place your A4-E sized documents neatly inside the folder. Ensure documents are aligned to prevent creasing or damage.
- **Categorization:** Use the folder's color (Yellow) and the labeling area to categorize documents effectively. This aids in quick identification and retrieval.
- **Storage:** Store the folders upright in file cabinets, desk organizers, or storage boxes. The design with the slightly extended tab allows for easy visibility and access when stored vertically.



Image: Several yellow individual folders neatly arranged and stored upright within a file box, demonstrating an organized storage solution.

## CARE AND MAINTENANCE

---

These individual folders require minimal maintenance. To ensure their longevity and maintain their integrity:

- **Keep Dry:** Store folders in a dry environment to prevent moisture damage, warping, or mold growth.
- **Avoid Overfilling:** Do not overfill folders beyond their capacity to prevent tearing or damage to the paper and contents.
- **Handle Gently:** While durable, avoid excessive bending or rough handling to maintain the folder's shape and appearance.

## TROUBLESHOOTING

---

Most issues with individual folders are related to improper handling or storage. Here are some common concerns and simple solutions:

- **Folder Tearing:** If the folder tears, especially near the edges or fastener holes, it may be due to overfilling or rough handling. Reduce the number of documents or handle with more care.
- **Documents Slipping Out:** Ensure documents are properly aligned and fully inserted. If using fasteners, verify they are securely attached.
- **Difficulty Locating Documents:** Re-evaluate your labeling system. Ensure labels are clear, concise, and consistently applied. Consider using color-coding for different categories.

## SPECIFICATIONS

Attribute	Detail
Brand	PLUS
Model Number	FL-082IF 87-298
Color	Yelow
Material Type	Paper (Recycled pulp used)
Sheet Size	A4-E
External Dimensions (H x W)	9.4 (+0.6 inches) x 12.2 inches (240 (+15 mm)
Quantity	50 Pieces per pack
Fastener Capacity	Up to 1000 sheets (with compatible fastener)
Tab Position	Top
Item Weight	4.97 pounds (for 50 pieces)

個別フォルダーエコノミー A4

FL-082IF

規格 A4-E 再生紙 50枚パック

イエロー


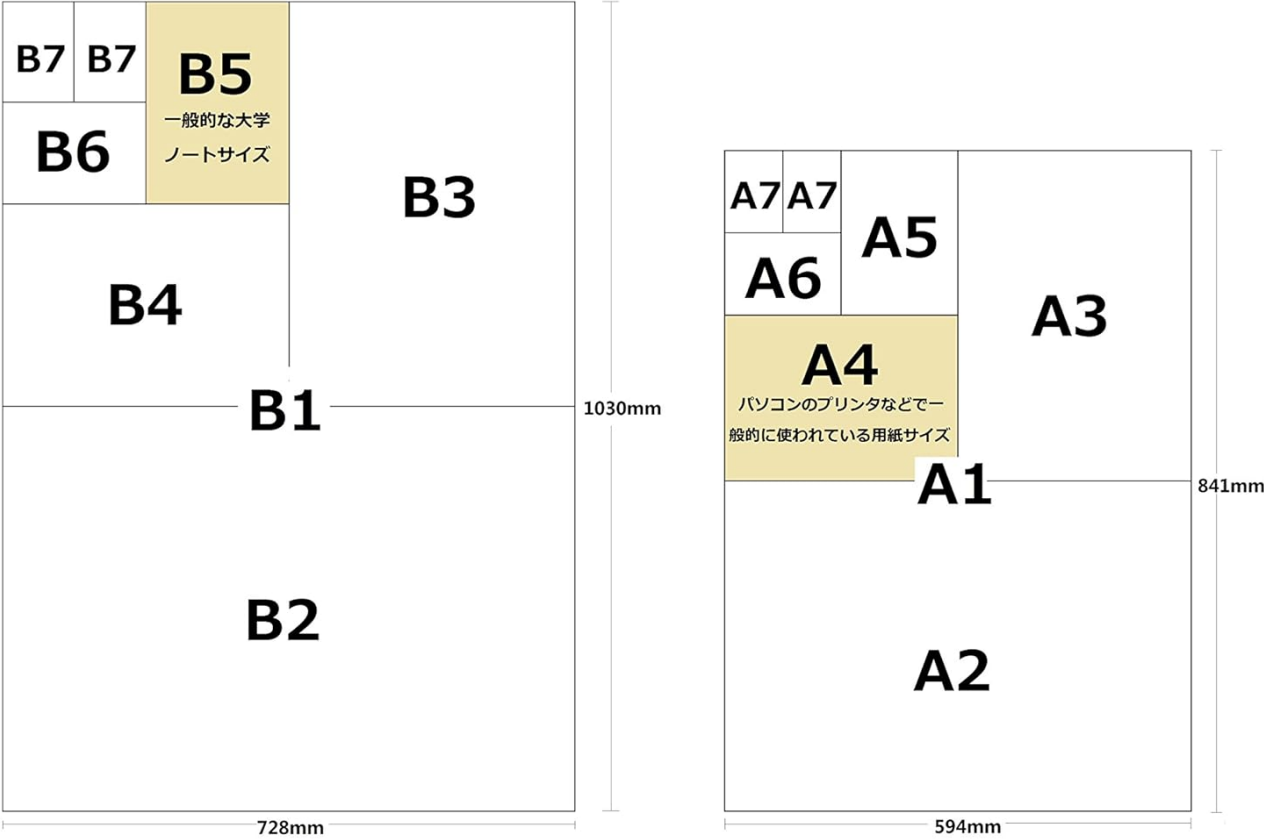


Image: A technical diagram illustrating the precise dimensions of the A4-E individual folder, including height, width, and tab extension.



# ファイル・紙製品の一般的なサイズの見分け方



注) ご購入前にお手元のプリンタ、用紙などで必要なサイズを確認の上ご購入ください。







Image: A visual chart comparing various standard paper sizes (e.g., A4, B5, A3), providing context for the A4-E size of the folder.

## WARRANTY AND SUPPORT INFORMATION

Specific warranty details for the Plus FL-082IF 87-298 Individual Folder Economy are not provided in the product data. As a consumable office supply, these folders typically do not come with an extended manufacturer's warranty.

For any product-related inquiries, concerns, or support, please contact the manufacturer, PLUS, directly through their official website or customer service channels. Retain your purchase receipt for any potential claims or inquiries.

You can visit the official PLUS store for more information:[PLUS Store on Amazon](#)

 <p>ThermoWorks ThermoData WiFi</p>	<p><a href="#">ThermoWorks ThermoData WiFi Operating Instructions</a></p> <p>Operating instructions for the ThermoWorks ThermoData WiFi temperature data logger, including instrument operation, LED indicators, software setup, and warranty information.</p>
 <p>2007 Nissan Frontier Fuel System Service Manual</p>	<p><a href="#">2007 Nissan Frontier Fuel System Service Manual</a></p> <p>Comprehensive service manual for the 2007 Nissan Frontier, detailing procedures for the fuel system, including precautions, preparation, fuel tank, fuel pump, fuel filter, and sensor unit. Covers removal, installation, disassembly, assembly, and specifications.</p>
 <p>Fujinon Lens Mount Rotation Adjustment Guide and Specifications</p>	<p><a href="#">Fujinon Lens Mount Rotation Adjustment Guide and Specifications</a></p> <p>Detailed guide on how to adjust the rotation of Fujinon camera lens mounts, including step-by-step instructions and a comprehensive list of lens models with their sensor sizes and torque specifications.</p>
 <p>Colorful Stencil Tiles with AMACO Ceramic Printing Inks</p>	<p><a href="#">Colorful Stencil Tiles with AMACO Ceramic Printing Inks</a></p> <p>Learn how to create vibrant, colorful stencil tiles using AMACO Ceramic Printing Inks. This guide covers materials, step-by-step instructions, and firing techniques for ceramic art.</p>
 <p>Phoenix Contact FL SWITCH 1000 Series User Manual</p>	<p><a href="#">Phoenix Contact FL SWITCH 1000 Series User Manual</a></p> <p>This user manual provides comprehensive guidance for Phoenix Contact's FL SWITCH 1000 series of unmanaged narrow Ethernet switches. It covers essential information on safety, installation, operation, technical data, and ordering for various models, ensuring proper deployment and use in industrial networking applications.</p>
 <p>FL CMMI Keyboard MK870 User Guide</p>	<p><a href="#">FL CMMI Keyboard MK870 User Guide</a></p> <p>Explore the features and functionalities of the FL CMMI Keyboard MK870 with this comprehensive user guide. Learn about WIN mode, key combinations, and software customization.</p>

