

Manuals+

[Q & A](#) | [Deep Search](#) | [Upload](#)

[manuals.plus](#) /

- › [Lasko](#) /
- › [Lasko 2505 Portable Electric 36" Oscillating Tower Fan User Manual](#)

Lasko 2505

Lasko 2505 Portable Electric 36" Oscillating Tower Fan

Model: 2505 | Brand: Lasko



INTRODUCTION

The Lasko 2505 Tower Fan is a 36-inch tall electric fan designed to provide efficient air circulation and comfort in various indoor settings. It features a space-saving vertical design, multiple speed settings, an optional oscillation function, a programmable timer, and a built-in ionizer to help freshen the air. This manual provides essential information for the safe and effective use of your Lasko 2505 Tower Fan.





Figure 1: Lasko 2505 Tower Fan. This image shows the fan's sleek black and silver design, with the control panel visible at the top.

SETUP

Before operating your Lasko 2505 Tower Fan, ensure it is properly assembled and placed on a stable, level surface. The sturdy plastic base requires minimal assembly.

Assembly Instructions:

1. Carefully remove all components from the packaging.
2. Attach the fan base to the main tower unit. This typically involves aligning the base with the bottom of the fan and securing it with a Phillips-head screwdriver. Refer to the included user manual PDF for detailed diagrams.
3. Place the assembled fan on a firm, level surface, ensuring it is away from curtains or other objects that could obstruct airflow or oscillation.

4. Plug the power cord into a standard 120-volt AC electrical outlet.

For detailed visual instructions, please refer to the official user manual PDF available for download [here](#).

OPERATING INSTRUCTIONS

The Lasko 2505 Tower Fan can be operated using the control panel on top of the unit or the included remote control.

Control Panel Functions:

- **Power Button:** Press to turn the fan ON or OFF.
- **Speed Settings:** Cycle through 3 quiet speed settings (Low, Medium, High) to adjust airflow intensity.
- **Oscillation Button:** Activate or deactivate the widespread oscillation feature for broader air distribution.
- **Timer Button:** Program the fan to automatically turn off after a set period. The timer can be set for up to 7 hours (1, 2, 4 hours, which can be combined).
- **Ionizer Button:** Engage the Fresh Air Ionizer function to disperse negative ions, helping to freshen the air by bonding with airborne particles.

Remote Control:

The remote control provides convenient access to all fan functions from a distance. Ensure the remote has 2 AAA batteries installed (not included with all models, check packaging). Point the remote directly at the fan's control panel for optimal response.

MAINTENANCE

Regular cleaning and maintenance will ensure optimal performance and longevity of your Lasko 2505 Tower Fan.

Cleaning:

- Always unplug the fan before cleaning.
- Use a soft, damp cloth to wipe the exterior surfaces of the fan. Do not use abrasive cleaners or solvents.
- Periodically use a vacuum cleaner with a brush attachment to remove dust from the air intake and exhaust grilles.
- For the ionizer, consult the full user manual for specific cleaning instructions related to the ion plate, if applicable.

Storage:

When not in use, store the fan in a cool, dry place. It is recommended to store it in its original box to protect it from dust and damage.

TROUBLESHOOTING

If you experience issues with your Lasko 2505 Tower Fan, please refer to the following common troubleshooting steps:

- **Fan does not turn on:**
 - Ensure the power cord is securely plugged into a working electrical outlet.
 - Check if the outlet is receiving power by plugging in another device.
 - Verify that the fan's power button has been pressed.

- **Reduced airflow:**

- Check for any obstructions around the air intake or exhaust grilles.
- Clean any dust or debris from the grilles as described in the Maintenance section.
- Ensure the fan is set to a higher speed setting.

- **Fan is making unusual noise:**

- Ensure the fan is on a stable, level surface.
- Check for any loose parts or foreign objects inside the fan (unplug first).
- If the noise persists, discontinue use and contact customer support.

- **Remote control not working:**

- Check and replace the 2 AAA batteries in the remote control.
- Ensure there are no obstructions between the remote and the fan's sensor.
- Point the remote directly at the fan's control panel.

If the problem persists after attempting these steps, please contact Lasko customer support for further assistance.

SPECIFICATIONS

Brand	Lasko
Model Name	2505
Color	Black
Product Dimensions	11.98"D x 12"W x 36"H
Item Weight	9.9 Pounds
Power Source	Corded Electric
Voltage	120 Volts
Wattage	36 watts
Number of Speeds	3
Special Features	7-Hour Timer, Fresh Air Ionizer, Widespread Oscillation, Remote Control
Safety Certification	ETL Certified







WARRANTY AND SUPPORT

The Lasko 2505 Tower Fan comes with a **1-year limited warranty** from the date of purchase. This warranty covers defects in material or workmanship under normal use.

For warranty claims, technical support, or any questions regarding your product, please contact Lasko customer service. You can find contact information on the official Lasko website or within the original product packaging. Please retain your proof of purchase for warranty purposes.



Related Documents - 2505

	<p>Lasko 42" Wind Curve Platinum Oscillating Space-Saver Fan with Fresh Air Ionizer - Operating Manual</p> <p>Operating manual and safety instructions for the Lasko 42" Wind Curve Platinum Oscillating Space-Saver Fan with Fresh Air Ionizer, models 2551, 2554, and T42950. Includes assembly, operation, maintenance, troubleshooting, and warranty information.</p>
	<p>Lasko 36" Tower Fan with Remote Control and Ionizer Instruction Manual</p> <p>Official instruction manual for the Lasko 36-inch Tower Fan with Remote Control and Ionizer (Models T36212, T36214, 2505). Includes safety instructions, maintenance, troubleshooting, assembly, and warranty information.</p>
	<p>Lasko 36" Tower Fan with Remote Control and Ionizer: Instruction Manual</p> <p>Official instruction manual for the Lasko 36" Tower Fan with Remote Control and Ionizer (Models T36212, T36214, 2505). Includes safety warnings, assembly guide, operation instructions, maintenance tips, troubleshooting, and limited warranty information.</p>
	<p>Lasko 2511 Tower Fan with Remote Control - Operating Manual</p> <p>This document provides operating instructions, safety information, and warranty details for the Lasko 2511 36" Tower Fan with Remote Control. Learn how to assemble, operate, and maintain your fan for safe and efficient use.</p>
	<p>Lasko 5307 Oscillating Ceramic Tower Heater: User Manual, Safety Guide, and Warranty</p> <p>Comprehensive operating instructions, essential safety warnings, maintenance tips, and warranty information for the Lasko 5307 Oscillating Ceramic Tower Heater. Ensure safe and efficient use of your home comfort appliance.</p>
	<p>Lasko AC600 Bladeless Tower Fan User Manual and Safety Instructions</p> <p>This document provides comprehensive operating instructions, safety warnings, maintenance guidelines, troubleshooting tips, and warranty information for the Lasko AC600 Bladeless Tower Fan.</p>