

## Electro-Harmonix THING

# Electro-Harmonix Ring Thing Single Sideband Modulator User Manual

Model: THING | Brand: Electro-Harmonix

## INTRODUCTION

The Electro-Harmonix Ring Thing is a versatile single sideband modulator pedal designed to offer a wide range of sonic possibilities. It combines ring modulation, pitch shifting, and various modulation effects, allowing users to create unique and complex sounds. This manual provides detailed instructions for the setup, operation, and maintenance of your Ring Thing pedal.

## SETUP

### Power Connection

Connect the supplied 9V DC power adapter to the 9V power jack on the top of the Ring Thing pedal. Ensure the adapter is center-negative. The pedal requires a stable 9V DC power supply with a minimum current of 200mA.

### Audio Connections

The Ring Thing features multiple audio inputs and outputs:

- **INST Input:** Connect your instrument (e.g., guitar, bass) to this 1/4-inch input jack.
- **MOD Input:** This 1/4-inch input allows for external modulation sources to control certain parameters.
- **EXP Input:** Connect an expression pedal to this 1/4-inch input for real-time control over assignable parameters.
- **MONO/L Output:** This 1/4-inch output serves as the main mono output or the left channel for stereo operation.
- **R Output:** This 1/4-inch output provides the right channel for stereo effects.

For a typical mono setup, connect your instrument to the **INST Input** and the **MONO/L Output** to your amplifier or next effect pedal.



Figure 1: Front view of the Electro-Harmonix Ring Thing pedal, showcasing its controls and inputs/outputs.

## OPERATING INSTRUCTIONS

### Controls Overview

- **BLEND Knob:** Adjusts the mix between the dry (unaffected) signal and the wet (effected) signal. Turn clockwise for more effect.
- **WAVE Knob:** Selects the waveform for modulation. Options typically include sine, triangle, square, and sample & hold.
- **FILTER/RATE Knob:** This knob has dual functions depending on the selected mode. In Ring Mod and Sideband modes, it controls the filter frequency. In Pitch Shift mode, it controls the rate of pitch modulation or vibrato.
- **FINE/DEPTH Knob:** Also a dual-function knob. It fine-tunes the frequency or pitch in Ring Mod/Sideband/Pitch Shift modes, and controls the modulation depth in Pitch Shift mode.
- **COARSE Knob:** Provides coarse adjustment for the carrier frequency in Ring Mod/Sideband modes or the pitch interval in Pitch Shift mode.
- **MODE Switch:** A rotary switch to select the primary effect mode: **RM** (Ring Modulator), **UB** (Upper Sideband), **LB** (Lower Sideband), or **PITCH-SHIFT**.
- **PRESET LEDs (1-9):** Indicate the currently active preset.
- **PRESET / TUNE Footswitch:** Toggles through saved presets. Holding this footswitch down can activate a 'Tune' function, allowing you to adjust the modulator frequency to your pitch.
- **BYPASS Footswitch:** Engages or bypasses the effect. The **STATUS** LED indicates whether the effect is active (on) or bypassed (off).

## Effect Modes

The Ring Thing offers four distinct effect modes:

- **Ring Modulator (RM):** Produces classic ring modulation effects, creating metallic, bell-like, or dissonant tones. The **FILTER/RATE**, **FINE/DEPTH**, and **COARSE** knobs control the carrier frequency.
- **Upper Sideband (UB):** Generates the sum frequency of the input signal and the carrier frequency, resulting in unique harmonic textures.
- **Lower Sideband (LB):** Generates the difference frequency of the input signal and the carrier frequency, offering different harmonic characteristics compared to UB.
- **Pitch Shift:** Shifts the pitch of your instrument up or down. In this mode, **FILTER/RATE** controls the rate of pitch modulation (vibrato), and **FINE/DEPTH** controls the depth of this modulation. **COARSE** sets the main pitch interval.

## Saving and Recalling Presets

The Ring Thing allows you to save and recall up to 9 presets. To save a preset, adjust the knobs to your desired settings. Then, press and hold the **PRESET / TUNE** footswitch until the preset LED flashes, indicating the preset has been saved to the currently selected slot. To recall a preset, briefly press the **PRESET / TUNE** footswitch to cycle through the saved presets.



Figure 2: The Electro-Harmonix Ring Thing pedal positioned among other effects pedals, illustrating its size and typical setup within a pedalboard.

## MAINTENANCE

To ensure the longevity and optimal performance of your Electro-Harmonix Ring Thing, follow these maintenance guidelines:

- **Cleaning:** Use a soft, dry cloth to clean the pedal's exterior. Avoid abrasive cleaners, solvents, or excessive moisture, as these can damage the finish and internal components.
- **Storage:** Store the pedal in a cool, dry environment away from direct sunlight and extreme temperatures. When not in use for extended periods, disconnect the power supply.
- **Cable Care:** Regularly inspect all audio and power cables for signs of wear or damage. Replace faulty

cables to prevent signal loss or potential electrical issues.

## TROUBLESHOOTING

If you encounter issues with your Ring Thing pedal, refer to the following common troubleshooting steps:

- **No Sound:**
  - Verify that the power adapter is correctly connected and supplying the correct voltage (9V DC, center-negative).
  - Check all audio cables for proper connection and integrity. Try swapping cables.
  - Ensure the **BYPASS** footswitch is engaged (**STATUS** LED is on).
  - Check the **BLEND** knob; if set fully counter-clockwise, only the dry signal will pass.
- **Unexpected or Distorted Sound:**
  - Review the settings of the **BLEND**, **WAVE**, **FILTER/RATE**, **FINE/DEPTH**, and **COARSE** knobs. Subtle adjustments can drastically change the sound.
  - Confirm the **MODE** switch is set to your desired effect.
  - Ensure your instrument's output level is not excessively high, which could cause clipping.
- **Hum or Noise:**
  - Use a high-quality, isolated power supply to minimize noise.
  - Check for ground loops in your signal chain.
  - Ensure all connections are secure.

If problems persist after following these steps, please contact Electro-Harmonix customer support.

## SPECIFICATIONS

Model Number	THING
Item Weight	1.95 pounds
Product Dimensions	7 x 1.95 x 3.5 inches
Power Source	Corded Electric
Voltage	9 Volts
Signal Format	Analog
Color	black


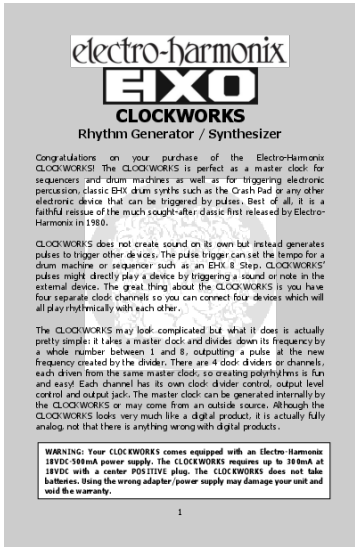

## WARRANTY AND SUPPORT

Electro-Harmonix products are designed for reliability and performance. This product is covered by a limited warranty against defects in materials and workmanship for a period specified by the manufacturer. For detailed warranty information, product registration, and technical support, please visit the official Electro-Harmonix website or contact their customer service department. Keep your purchase receipt as proof of purchase. For further assistance, please visit: [www.ehx.com](http://www.ehx.com)

Related Documents - THING

<div><div><div><div><div><div><span></span></div><div>electro-harmonix</div></div><div><div><span></span></div><div>GOOD VIBES</div></div><div><div><span></span></div><div>Analog Modulator</div></div></div><div><div><div><div><div><div><span></span></div><div></div></div><div><div><span></span></div><div></div></div></div><div><div><div><span></span></div><div></div></div><div><div><span></span></div><div></div></div></div><div><div><div><span></span></div><div></div></div><div><div><span></span></div><div></div></div></div></div></div><div><div><div><div><div><div><span></span></div><div></div></div><div><div><span></span></div><div></div></div></div><div><div><div><span></span></div><div></div></div><div><div><span></span></div><div></div></div></div></div></div><div><div><div><div><div><div><span></span></div><div></div></div><div><div><span></span></div><div></div></div></div><div><div><div><span></span></div><div></div></div><div><div><span></span></div><div></div></div></div></div></div></div></div><div><div><div><div><div><div><span></span></div><div></div></div><div><div><span></span></div><div></div></div></div><div><div><div><span></span></div><div></div></div><div><div><span></span></div><div></div></div></div></div></div><div><div><div><div><div><div><span></span></div><div></div></div><div><div><span></span></div><div></div></div></div><div><div><div><span></span></div><div></div></div><div><div><span></span></div><div></div></div></div></div></div></div></div><div><div><div><div><div><div><span></span></div><div></div></div><div><div><span></span></div><div></div></div></div><div><div><div><span></span></div><div></div></div><div><div><span></span></div><div></div></div></div></div></div><div><div><div><div><div><div><span></span></div><div></div></div><div><div><span></span></div><div></div></div></div><div><div><div><span></span></div><div></div></div><div><div><span></span></div><div></div></div></div></div></div></div></div><div><div><div><div><div><div><span></span></div><div></div></div><div><div><span></span></div><div></div></div></div><div><div><div><span></span></div><div></div></div><div><div><span></span></div><div></div></div></div></div></div><div><div><div><div><div><div><span></span></div><div></div></div><div><div><span></span></div><div></div></div></div><div><div><div><span></span></div><div></div></div><div><div><span></span></div><div></div></div></div></div></div></div></div><div><div><div><div><div><div><span></span></div><div></div></div><div><div><span></span></div><div></div></div></div><div><div><div><span></span></div><div></div></div><div><div><span></span></div><div></div></div></div></div></div><div><div><div><div><div><div><span></span></div><div></div></div><div><div><span></span></div><div></div></div></div><div><div><div><span></span></div><div></div></div><div><div><span></span></div><div></div></div></div></div></div></div></div><div><div><div><div><div><div><span></span></div><div></div></div><div><div><span></span></div><div></div></div></div><div><div><div><span></span></div><div></div></div><div><div><span></span></div><div></div></div></div></div></div><div><div><div><div><div><div><span></span></div><div></div></div><div><div><span></span></div><div></div></div></div><div><div><div><span></span></div><div></div></div><div><div><span></span></div><div></div></div></div></div></div></div></div><div><div><div><div><div><div><span></span></div><div></div></div><div><div><span></span></div><div></div></div></div><div><div><div><span></span></div><div></div></div><div><div><span></span></div><div></div></div></div></div></div><div><div><div><div><div><div><span></span></div><div></div></div><div><div><span></span></div><div></div></div></div><div><div><div><span></span></div><div></div></div><div><div><span></span></div><div></div></div></div></div></div></div></div><div><div><div><div><div><div><span></span></div><div></div></div><div><div><span></span></div><div></div></div></div><div><div><div><span></span></div><div></div></div><div><div><span></span></div><div></div></div></div></div></div><div><div><div><div><div><div><span></span></div><div></div></div><div><div><span></span></div><div></div></div></div><div><div><div><span></span></div><div></div></div><div><div><span></span></div><div></div></div></div></div></div></div></div><div><div><div><div><div><div><span></span></div><div></div></div><div><div><span></span></div><div></div></div></div><div><div><div><span></span></div><div></div></div><div><div><span></span></div><div></div></div></div></div></div><div><div><div><div><div><div><span></span></div><div></div></div><div><div><span></span></div><div></div></div></div><div><div><div><span></span></div><div></div></div><div><div><span></span></div><div></div></div></div></div></div></div></div><div><div><div><div><div><div><span></span></div><div></div></div><div><div><span></span></div><div></div></div></div><div><div><div><span></span></div><div></div></div><div><div><span></span></div><div></div></div></div></div></div><div><div><div><div><div><div><span></span></div><div></div></div><div><div><span></span></div><div></div></div></div><div><div><div><span></span></div><div></div></div><div><div><span></span></div><div></div></div></div></div></div></div></div><div><div><div><div><div><div><span></span></div><div></div></div><div><div><span></span></div><div></div></div></div><div><div><div><span></span></div><div></div></div><div><div><span></span></div><div></div></div></div></div></div><div><div><div><div><div><div><span></span></div><div></div></div><div><div><span></span></div><div></div></div></div><div><div><div><span></span></div><div></div></div><div><div><span></span></div><div></div></div></div></div></div></div></div><div><div><div><div><div><div><span></span></div><div></div></div><div><div><span></span></div><div></div></div></div><div><div><div><span></span></div><div></div></div><div><div><span></span></div><div></div></div></div></div></div><div><div><div><div><div><div><span></span></div><div></div></div><div><div><span></span></div><div></div></div></div><div><div><div><span></span></div><div></div></div><div><div><span></span></div><div></div></div></div></div></div></div></div><div><div><div><div><div><div><span></span></div><div></div></div><div><div><span></span></div><div></div></div></div><div><div><div><span></span></div><div></div></div><div><div><span></span></div><div></div></div></div></div></div><div><div><div><div><div><div><span></span></div><div></div></div><div><div><span></span></div><div></div></div></div><div><div><div><span></span></div><div></div></div><div><div><span></span></div><div></div></div></div></div></div></div></div><div><div><div><div><div><div><span></span></div><div></div></div><div><div><span></span></div><div></div></div></div><div><div><div><span></span></div><div></div></div><div><div><span></span></div><div></div></div></div></div></div><div><div><div><div><div><div><span></span></div><div></div></div><div><div><span></span></div><div></div></div></div><div><div><div><span></span></div><div></div></div><div><div><span></span></div><div></div></div></div></div></div></div></div><div><div><div><div><div><div><span></span></div><div></div></div><div><div><span></span></div><div></div></div></div><div><div><div><span></span></div><div></div></div><div><div><span></span></div><div></div></div></div></div></div><div><div><div><div><div><div><span></span></div><div></div></div><div><div><span></span></div><div></div></div></div><div><div><div><span></span></div><div></div></div><div><div><span></span></div><div></div></div></div></div></div></div></div><div><div><div><div><div><div><span></span></div><div></div></div><div><div><span></span></div><div></div></div></div><div><div><div><span></span></div><div></div></div><div><div><span></span></div><div></div></div></div></div></div><div><div><div><div><div><div><span></span></div><div></div></div><div><div><span></span></div><div></div></div></div><div><div><div><span></span></div><div></div></div><div><div><span></span></div><div></div></div></div></div></div></div></div><div><div><div><div><div><div><span></span></div><div></div></div><div><div><span></span></div><div></div></div></div><div><div><div><span></span></div><div></div></div><div><div><span></span></div><div></div></div></div></div></div><div><div><div><div><div><div><span></span></div><div></div></div><div><div><span></span></div><div></div></div></div><div><div><div><span></span></div><div></div></div><div><div><span></span></div><div></div></div></div></div></div></div></div><div><div><div><div><div><div><span></span></div><div></div></div><div><div><span></span></div><div></div></div></div><div><div><div><span></span></div><div></div></div><div><div><span></span></div><div></div></div></div></div></div><div><div><div><div><div><div><span></span></div><div></div></div><div><div><span></span></div><div></div></div></div><div><div><div><span></span></div><div></div></div><div><div><span></span></div><div></div></div></div></div></div></div></div><div><div><div><div><div><div><span></span></div><div></div></div><div><div><span></span></div><div></div></div></div><div><div><div><span></span></div><div></div></div><div><div><span></span></div><div></div></div></div></div></div><div><div><div><div><div><div><span></span></div><div></div></div><div><div><span></span></div><div></div></div></div><div><div><div><span></span></div><div></div></div><div><div><span></span></div><div></div></div></div></div></div></div></div><div><div><div><div><div><div><span></span></div><div></div></div><div><div><span></span></div><div></div></div></div><div><div><div><span></span></div><div></div></div><div><div><span></span></div><div></div></div></div></div></div><div><div><div><div><div><div><span></span></div><div></div></div><div><div><span></span></div><div></div></div></div><div><div><div><span></span></div><div></div></div><div><div><span></span></div><div></div></div></div></div></div></div></div><div><div><div><div><div><div><span></span></div><div></div></div><div><div><span></span></div><div></div></div></div><div><div><div><span></span></div><div></div></div><div><div><span></span></div><div></div></div></div></div></div><div><div><div><div><div><div><span></span></div><div></div></div><div><div><span></span></div><div></div></div></div><div><div><div><span></span></div><div></div></div><div><div><span></span></div><div></div></div></div></div></div></div></div><div><div><div><div><div><div><span></span></div><div></div></div><div><div><span></span></div><div></div></div></div><div><div><div><span></span></div><div></div></div><div><div><span></span></div><div></div></div></div></div></div><div><div><div><div><div><div><span></span></div><div></div></div><div><div><span></span></div><div></div></div></div><div><div><div><span></span></div><div></div></div><div><div><span></span></div><div></div></div></div></div></div></div></div><div><div><div><div><div><div><span></span></div><div></div></div><div><div><span></span></div><div></div></div></div><div><div><div><span></span></div><div></div></div><div><div><span></span></div><div></div></div></div></div></div><div><div><div><div><div><div><span></span></div><div></div></div><div><div><span></span></div><div></div></div></div><div><div><div><span></span></div><div></div></div><div><div><span></span></div><div></div></div></div></div></div></div></div><div><div><div><div><div><div><span></span></div><div></div></div><div><div><span></span></div><div></div></div></div><div><div><div><span></span></div><div></div></div><div><div><span></span></div><div></div></div></div></div></div><div><div><div><div><div><div><span></span></div><div></div></div><div><div><span></span></div><div></div></div></div><div><div><div><span></span></div><div></div></div><div><div><span></span></div><div></div></div></div></div></div></div></div><div><div><div><div><div><div><span></span></div><div></div></div><div><div><span></span></div><div></div></div></div><div><div><div><span></span></div><div></div></div><div><div><span></span></div><div></div></div></div></div></div><div><div><div><div><div><div><span></span></div><div></div></div><div><div><span></span></div><div></div></div></div><div><div><div><span></span></div><div></div></div><div><div><span></span></div><div></div></div></div></div></div></div></div><div><div><div><div><div><div><span></span></div><div></div></div><div><div><span></span></div><div></div></div></div><div><div><div><span></span></div><div></div></div><div><div><span></span></div><div></div></div></div></div></div><div><div><div><div><div><div><span></span></div><div></div></div><div><div><span></span></div><div></div></div></div><div><div><div><span></span></div><div></div></div><div><div><span></span></div><div></div></div></div></div></div></div></div><div><div><div><div><div><div><span></span></div><div></div></div><div><div><span></span></div><div></div></div></div><div><div><div><span></span></div><div></div></div><div><div><span></span></div><div></div></div></div></div></div><div><div><div><div><div><div><span></span></div><div></div></div><div><div><span></span></div><div></div></div></div><div><div><div><span></span></div><div></div></div><div><div><span></span></div><div></div></div></div></div></div></div></div><div><div><div><div><div><div><span></span></div><div></div></div><div><div><span></span></div><div></div></div></div><div><div><div><span></span></div><div></div></div><div><div><span></span></div><div></div></div></div></div></div><div><div><div><div><div><div><span></span></div><div></div></div><div><div><span></span></div><div></div></div></div><div><div><div><span></span></div><div></div></div><div><div><span></span></div><div></div></div></div></div></div></div></div><div><div><div><div><div><div><span></span></div><div></div></div><div><div><span></span></div><div></div></div></div><div><div><div><span></span></div><div></div></div><div><div><span></span></div><div></div></div></div></div></div><div><div><div><div><div><div><span></span></div><div></div></div><div><div><span></span></div><div></div></div></div><div><div><div><span></span></div><div></div></div><div><div><span></span></div><div></div></div></div></div></div></div></div><div><div><div><div><div><div><span></span></div><div></div></div><div><div><span></span></div><div></div></div></div><div><div><div><span></span></div><div></div></div><div><div><span></span></div><div></div></div></div></div></div><div><div><div><div><div><div><span></span></div><div></div></div><div><div><span></span></div><div></div></div></div><div><div><div><span></span></div><div></div></div><div><div><span></span></div><div></div></div></div></div></div></div></div><div><div><div><div><div><div><span></span></div><div></div></div><div><div><span></span></div><div></div></div></div><div><div><div><span></span></div><div></div></div><div><div><span></span></div><div></div></div></div></div></div><div><div><div><div><div><div><span></span></div><div></div></div><div><div><span></span></div><div></div></div></div><div><div><div><span></span></div><div></div></div><div><div><span></span></div><div></div></div></div></div></div></div></div><div><div><div><div><div><div><span></span></div><div></div></div><div><div><span></span></div><div></div></div></div><div><div><div><span></span></div><div></div></div><div><div><span></span></div><div></div></div></div></div></div><div><div><div><div><div><div><span></span></div><div></div></div><div><div><span></span></div><div></div></div></div><div><div><div><span></span></div><div></div></div><div><div><span></span></div><div></div></div></div></div></div></div></div><div><div><div><div><div><div><span></span></div><div></div></div><div><div><span></span></div><div></div></div></div><div><div><div><span></span></div><div></div></div><div><div><span></span></div><div></div></div></div></div></div><div><div><div><div><div><div><span></span></div><div></div></div><div><div><span></span></div><div></div></div></div><div><div><div><span></span></div><div></div></div><div><div><span></span></div><div></div></div></div></div></div></div></div><div><div><div><div><div><div><span></span></div><div></div></div><div><div><span></span></div><div></div></div></div><div><div><div><span></span></div><div></div></div><div><div><span></span></div><div></div></div></div></div></div><div><div><div><div><div><div><span></span></div><div></div></div><div><div><span></span></div><div></div></div></div><div><div><div><span></span></div><div></div></div><div><div><span></span></div><div></div></div></div></div></div></div></div><div><div><div><div><div><div><span></span></div><div></div></div><div><div><span></span></div><div></div></div></div><div><div><div><span></span></div><div></div></div><div><div><span></span></div><div></div></div></div></div></div><div><div><div><div><div><div><span></span></div><div></div></div><div><div><span></span></div><div></div></div></div><div><div><div><span></span></div><div></div></div><div><div><span></span></div><div></div></div></div></div></div></div></div><div><div><div><div><div><div><span></span></div><div></div></div><div><div><span></span></div><div></div></div></div><div><div><div><span></span></div><div></div></div><div><div><span></span></div><div></div></div></div></div></div><div><div><div><div><div><div><span></span></div><div></div></div><div><div><span></span></div><div></div></div></div><div><div><div><span></span></div><div></div></div><div><div><span></span></div><div></div></div></div></div></div></div></div><div><div><div><div><div><div><span></span></div><div></div></div><div><div><span></span></div><div></div></div></div><div><div><div><span></span></div><div></div></div><div><div><span></span></div><div></div></div></div></div></div><div><div><div><div><div><div><span></span></div><div></div></div><div><div><span></span></div><div></div></div></div><div><div><div><span></span></div><div></div></div><div><div><span></span></div><div></div></div></div></div></div></div></div><div><div><div><div><div><div><span></span></div><div></div></div><div><div><span></span></div><div></div></div></div><div><div><div><span></span></div><div></div></div><div><div><span></span></div><div></div></div></div></div></div><div><div><div><div><div><div><span></span></div><div></div></div><div><div><span></span></div><div></div></div></div><div><div><div><span></span></div><div></div></div><div><div><span></span></div><div></div></div></div></div></div></div></div><div><div><div><div><div><div><span></span></div><div></div></div><div><div><span></span></div><div></div></div></div><div><div><div><span></span></div><div></div></div><div><div><span></span></div><div></div></div></div></div></div><div><div><div><div><div><div><span></span></div><div></div></div><div><div><span></span></div><div></div></div></div><div><div><div><span></span></div><div></div></div><div><div><span></span></div><div></div></div></div></div></div></div></div><div><div><div><div><div><div><span></span></div><div></div></div><div><div><span></span></div><div></div></div></div><div><div><div><span></span></div><div></div></div><div><div><span></span></div><div></div></div></div></div></div><div><div><div><div><div><div><span></span></div><div></div></div><div><div><span></span></div><div></div></div></div><div><div><div><span></span></div><div></div></div><div><div><span></span></div><div></div></div></div></div></div></div></div><div><div><div><div><div><div><span></span></div><div></div></div><div><div><span></span></div><div></div></div></div><div><div><div><span></span></div><div></div></div><div><div><span></span></div><div></div></div></div></div></div><div><div><div><div><div><div><span></span></div><div></div></div><div><div><span></span></div><div></div></div></div><div><div><div><span></span></div><div></div></div><div><div><span></span></div><div></div></div></div></div></div></div></div><div><div><div><div><div><div><span></span></div><div></div></div><div><div><span></span></div><div></div></div></div><div><div><div><span></span></div><div></div></div><div><div><span></span></div><div></div></div></div></div></div><div><div><div><div><div><div><span></span></div><div></div></div><div><div><span></span></div><div></div></div></div><div><div><div><span></span></div><div></div></div><div><div><span></span></div><div></div></div></div></div></div></div></div><div><div><div><div><div><div><span></span></div><div></div></div><div><div><span></span></div><div></div></div></div><div><div><div><span></span></div><div></div></div><div><div><span></span></div><div></div></div></div></div></div><div><div><div><div><div><div><span></span></div><div></div></div><div><div><span></span></div><div></div></div></div><div><div><div><span></span></div><div></div></div><div><div><span></span></div><div></div></div></div></div></div></div></div><div><div><div><div><div><div><span></span></div><div></div></div><div><div><span></span></div><div></div></div></div><div><div><div><span></span></div><div></div></div><div><div><span></span></div><div></div></div></div></div></div><div><div><div><div><div><div><span></span></div><div></div></div><div><div><span></span></div><div></div></div></div><div><div><div><span></span></div><div></div></div><div><div><span></span></div><div></div></div></div></div></div></div></div><div><div><div><div><div><div><span></span></div><div></div></div><div><div><span></span></div><div></div></div></div><div><div><div><span></span></div><div></div></div><div><div><span></span></div><div></div></div></div></div></div><div><div><div><div><div><div><span></span></div><div></div></div><div><div><span></span></div><div></div></div></div><div><div><div><span></span></div><div></div></div><div><div><span></span></div><div></div></div></div></div></div></div></div><div><div><div><div><div><div><span></span></div><div></div></div><div><div><span></span></div><div></div></div></div><div><div><div><span></span></div><div></div></div><div><div><span></span></div><div></div></div></div></div></div><div><div><div><div><div><div><span></span></div><div></div></div><div><div><span></span></div><div></div></div></div><div><div><div><span></span></div><div></div></div><div><div><span></span></div><div></div></div></div></div></div></div></div><div><div><div><div><div><div><span></span></div><div></div></div><div><div><span></span></div><div></div></div></div><div><div><div><span></span></div><div></div></div><div><div><span></span></div><div></div></div></div></div></div><div><div><div><div><div><div><span></span></div><div></div></div><div><div><span></span></div><div></div></div></div><div><div><div><span></span></div><div></div></div><div><div><span></span></div><div></div></div></div></div></div></div></div><div><div><div><div><div><div><span></span></div><div></div></div><div><div><span></span></div><div></div></div></div><div><div><div><span></span></div><div></div></div><div><div><span></span></div><div></div></div></div></div></div><div><div><div><div><div><div><span></span></div><div></div></div><div><div><span></span></div><div></div></div></div><div><div><div><span></span></div><div></div></div><div><div><span></span></div><div></div></div></div></div></div></div></div><div><div><div><div><div><div><span></span></div><div></div></div><div><div><span></span></div><div></div></div></div><div><div><div><span></span></div><div></div></div><div><div><span></span></div><div></div></div></div></div></div><div><div><div><div><div><div><span></span></div><div></div></div><div><div><span></span></div><div></div></div></div><div><div><div><span></span></div><div></div></div><div><div><span></span></div><div></div></div></div></div></div></div></div><div><div><div><div><div><div><span></span></div><div></div></div><div><div><span></span></div><div></div></div></div><div><div><div><span></span></div><div></div></div><div><div><span></span></div><div></div></div></div></div></div><div><div><div><div><div><div><span></span></div><div></div></div><div><div><span></span></div><div></div></div></div><div><div><div><span></span></div><div></div></div><div><div><span></span></div><div></div></div></div></div></div></div></div><div><div><div><div><div><div><span></span></div><div></div></div><div><div><span></span></div><div></div></div></div><div><div><div><span></span></div><div></div></div><div><div><span></span></div><div></div></div></div></div></div><div><div><div><div><div><div><span></span></div><div></div></div><div><div><span></span></div><div></div></div></div><div><div><div><span></span></div><div></div></div><div><div><span></span></div><div></div></div></div></div></div></div></div><div><div><div><div><div><div><span></span></div><div></div></div><div><div><span></span></div><div></div></div></div><div><div><div><span></span></div><div></div></div><div><div><span></span></div><div></div></div></div></div></div><div><div><div><div><div><div><span></span></div><div></div></div><div><div><span></span></div><div></div></div></div><div><div><div><span></span></div><div></div></div><div><div><span></span></div><div></div></div></div></div></div></div></div><div><div><div><div><div><div><span></span></div><div></div></div><div><div><span></span></div><div></div></div></div><div><div><div><span></span></div><div></div></div><div><div><span></span></div><div></div></div></div></div></div><div><div><div><div><div><div><span></span></div><div></div></div><div><div><span></span></div><div></div></div></div><div><div><div><span></span></div><div></div></div><div><div><span></span></div><div></div></div></div></div></div></div></div><div><div><div><div><div><div><span></span></div><div></div></div><div><div><span></span></div><div></div></div></div><div><div><div><span></span></div><div></div></div><div><div><span></span></div><div></div></div></div></div></div><div><div><div><div><div><div><span></span></div><div></div></div><div><div><span></span></div><div></div></div></div><div><div><div><span></span></div><div></div></div><div><div><span></span></div><div></div></div></div></div></div></div></div><div><div><div><div><div><div><span></span></div><div></div></div><div><div><span></span></div><div></div></div></div><div><div><div><span></span></div><div></div></div><div><div><span></span></div><div></div></div></div></div></div><div><div><div><div><div><div><span></span></div><div></div></div><div><div><span></span></div><div></div></div></div><div><div><div><span></span></div><div></div></div><div><div><span></span></div><div></div></div></div></div></div></div></div><div><div><div><div><div><div><span></span></div><div></div></div><div><div><span></span></div><div></div></div></div><div><div><div><span></span></div><div></div></div><div><div><span></span></div><div></div></div></div></div></div><div><div><div><div><div><div><span></span></div><div></div></div><div><div><span></span></div><div></div></div></div><div><div><div><span></span></div><div></div></div><div><div><span></span></div><div></div></div></div></div></div></div></div><div><div><div><div><div><div><span></span></div><div></div></div><div><div><span></span></div><div></div></div></div><div><div><div><span></span></div><div></div></div><div><div><span></span></div><div></div></div></div></div></div><div><div><div><div><div><div><span></span></div><div></div></div><div><div><span></span></div><div></div></div></div><div><div><div><span></span></div><div></div></div><div><div><span></span></div><div></div></div></div></div></div></div></div><div><div><div><div><div><div><span></span></div><div></div></div><div><div><span></span></div><div></div></div></div><div><div><div><span></span></div><div></div></div><div><div><span></span></div><div></div></div></div></div></div><div><div><div><div><div><div><span></span></div><div></div></div><div><div><span></span></div><div></div></div></div><div><div><div><span></span></div><div></div></div><div><div><span></span></div><div></div></div></div></div></div></div></div><div><div><div><div><div><div><span></span></div><div></div></div><div><div><span></span></div><div></div></div></div><div><div><div><span></span></div><div></div></div><div><div><span></span></div><div></div></div></div></div></div><div><div><div><div><div><div><span></span></div><div></div></div><div><div><span></span></div><div></div></div></div><div><div><div><span></span></div><div></div></div><div><div><span></span></div><div></div></div></div></div></div></div></div><div><div><div><div><div><div><span></span></div><div></div></div><div><div><span></span></div><div></div></div></div><div><div><div><span></span></div><div></div></div><div><div><span></span></div><div></div></div></div></div></div><div><div><div><div><div><div><span></span></div><div></div></div><div><div><span></span></div><div></div></div></div><div><div><div><span></span></div><div></div></div><div><div><span></span></div><div></div></div></div></div></div></div></div><div><div><div><div><div><div><span></span></div><div></div></div><div><div><span></span></div><div></div></div></div><div><div><div><span></span></div><div></div></div><div><div><span></span></div><div></div></div></div></div></div><div><div><div><div><div><div><span></span></div><div></div></div><div><div><span></span></div><div></div></div></div><div><div><div><span></span></div><div></div></div><div><div><span></span></div><div></div></div></div></div></div></div></div><div><div><div><div><div><div><span></span></div><div></div></div><div><div><span></span></div><div></div></div></div><div><div><div><span></span></div><div></div></div><div><div><span></span></div><div></div></div></div></div></div><div><div><div><div><div><div><span></span></div><div></div></div><div><div><span></span></div><div></div></div></div><div><div><div><span></span></div><div></div></div><div><div><span></span></div><div></div></div></div></div></div></div></div><div><div><div><div><div><div><span></span></div><div></div></div><div><div><span></span></div><div></div></div></div><div><div><div><span></span></div><div></div></div><div><div><span></span></div><div></div></div></div></div></div><div><div><div><div><div><div><span></span></div><div></div></div><div><div><span></span></div><div></div></div></div><div><div><div><span></span></div><div></div></div><div><div><span></span></div><div></div></div></div></div></div></div></div><div><div><div><div><div><div><span></span></div><div></div></div><div><div><span></span></div><div></div></div></div><div><div><div><span></span></div><div></div></div><div><div><span></span></div><div></div></div></div></div></div><div><div><div><div><div><div><span></span></div><div></div></div><div><div><span></span></div><div></div></div></div><div><div><div><span></span></div><div></div></div><div><div><span></span></div><div></div></div></div></div></div></div></div><div><div><div><div><div><div><span></span></div><div></div></div><div><div><span></span></div><div></div></div></div><div><div><div><span></span></div><div></div></div><div><div><span></span></div><div></div></div></div></div></div><div><div><div><div><div><div><span></span></div><div></div></div><div><div><span></span></div><div></div></div></div><div><div><div><span></span></div><div></div></div><div><div><span></span></div><div></div></div></div></div></div></div></div><div><div><div><div><div><div><span></span></div><div></div></div><div><div><span></span></div><div></div></div></div><div><div><div><span></span></div><div></div></div><div><div><span></span></div><div></div></div></div></div></div><div><div><div><div><div><div><span></span></div><div></div></div><div><div><span></span></div><div></div></div></div><div><div><div><span></span></div><div></div></div><div><div><span></span></div><div></div></div></div></div></div></div></div><div><div><div><div><div><div><span></span></div><div></div></div><div><div><span></span></div><div></div></div></div><div><div><div><span></span></div><div></div></div><div><div><span></span></div><div></div></div></div></div></div><div><div><div><div><div><div><span></span></div><div></div></div><div><div><span></span></div><div></div></div></div><div><div><div><span></span></div><div></div></div><div><div><span></span></div><div></div></div></div></div></div></div></div><div><div><div><div><div><div><span></span></div><div></div></div><div><div><span></span></div><div></div></div></div><div><div><div><span></span></div><div></div></div><div><div><span></span></div><div></div></div></div></div></div><div><div><div><div><div><div><span></span></div><div></div></div><div><div><span></span></div><div></div></div></div><div><div><div><span></span></div><div></div></div><div><div><span></span></div><div></div></div></div></div></div></div></div><div><div><div><div><div><div><span></span></div><div></div></div><div><div><span></span></div><div></div></div></div><div><div><div><span></span></div><div></div></div><div><div><span></span></div><div></div></div></div></div></div><div><div><div><div><div><div><span></span></div><div></div></div><div><div><span></span></div><div></div></div></div><div><div><div><span></span></div><div></div></div><div><div><span></span></div><div></div></div></div></div></div></div></div><div><div><div><div><div><div><span></span></div><div></div></div><div><div><span></span></div><div></div></div></div><div><div><div><span></span></div><div></div></div><div><div><span></span></div><div></div></div></div></div></div><div><div><div><div><div><div><span></span></div><div></div></div><div><div><span></span></div><div></div></div></div><div><div><div><span></span></div><div></div></div><div><div><span></span></div><div></div></div></div></div></div></div></div><div><div><div><div><div><div><span></span></div><div></div></div><div><div><span></span></div><div></div></div></div><div><div><div><span></span></div><div></div></div><div><div><span></span></div><div></div></div></div></div></div><div><div><div><div><div><div><span></span></div><div></div></div><div><div><span></span></div><div></div></div></div><div><div><div><span></span></div><div></div></div><div><div><span></span></div><div></div></div></div></div></div></div></div><div><div><div><div><div><div><span></span></div><div></div></div><div><div><span></span></div><div></div></div></div><div><div><div><span></span></div><div></div></div><div><div><span></span></div><div></div></div></div></div></div><div><div><div><div><div><div><span></span></div><div></div></div><div><div><span></span></div><div></div></div></div><div><div><div><span></span></div><div></div></div><div><div><span></span></div><div></div></div></div></div></div></div></div><div><div><div><div><div><div><span></span></div><div></div></div><div><div>&lt;</div></div></div></div></div></div></div></div></div></div>
--





## [\[pdf\]](#) User Manual Instructions Troubleshooting Guide Specifications Guide

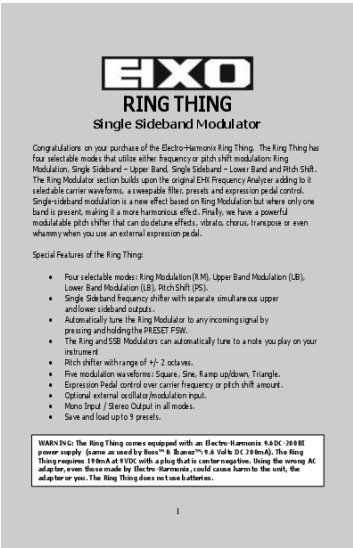
User Reference Manual NY 2A Notice This manual is provided as both a guide for instruction well reference to be kept near by aid you in everyday use In it will find general information regarding the Compressor instructions setup and suggested operating procedures subject change without notice ny 2a 477544 medias audiofanzine files synthmanuals manuals electro harmonix tube compressor user midimanuals ehx assets Electro Harmonix Tube ||| 32-33 47th Avenue Long Island City, New York 11101 ph: 718 937 8300 fx: 718 937 9111 www.ehx.com Use ... -2A and hear a problem, please check to make sure the level matching is correct before assuming **something** is going wrong with the compressor. 6 THEORY OF OPERATION The Electro-Harmonix NY-2A belongs... lang:en **score:53** filesize: 1.05 M page\_count: 22 document date: 2005-01-27

## [\[pdf\]](#) User Manual Instructions

Stereo Memory Man with Hazarai Instructions Electro Harmonix 2 CONTROLS INDICATORS I O The following descriptions detail all of the sliders switches LEDs lights and jacks on CLOCKWORKS Congratulations your purchase CLOCKWORKS! is perfect as a master clock for sequencers drum clockworks synthmanuals manuals electro harmonix instructions midimanuals es junio co uk manual 560384 01U CLOCKWORKS Rhythm Generator / Synthesizer Congratulations on your purchase of the Electro-Harmonix C ... pulses might directly play a device by triggering a sound or note in the external device. The great **thing** about the CLOCKWORKS is you have four separate clock channels so you can connect four devices ... lang:en **score:46** filesize: 199.48 K page\_count: 4 document date: 2014-09-15

## [\[pdf\]](#) User Manual Instructions

Pia Electro Harmonix Ring Thing Instructions Spanish ring thing spanish synthmanuals manuals electro harmonix instructions ELECTRO HARMONIX EH XO RING THING PHASE SHIFTER Single Sideband Modulator Felicidades por su compra del Th Descargar manual de uso Pedal Modulador Nuevo Garantia Casa Libertella 72052 MODULADOR qloud ar SITES IMG casa libertella 03 2020 midimanuals ThPedal Libertella72052 MODULADOR72052 MODULADORqloud MODULADORehx assets spanishmidimanuals spanishehx spanishsynthmanuals ||| 1 ELECTRO-HARMONIX EH XO RING **THING** PHASE SHIFTER Single Sideband Modulator Felicidades por su compra del Electro Harmonix Ring **Thing**. El Ring **Thing** tiene cuatro modalidades seleccionables que utilizan modulacin de frecuencia o cambio de frecuencia pitch shift : Ring Modulation Modulacin de Anillo... lang:es **score:44** filesize: 586.84 K page\_count: 20 document date: 2011-01-06



[pdf] User Manual

Download Manual Support Electro Harmonix ring thing manual ehx 2021 07 |||

RING **THING** Single Sideband Modulator Congratulations on your purchase of the Electro-Harmonix Ring **Thing**. The Ring **Thing** has four selectable modes that utilize either frequency or pitch shift modulation: Ring Modulation, Single Sideband Upper Band, Single Sideband Lower Band and Pitch Shift. The R...

lang:en score:43 filesize: 461.67 K page\_count: 16 document date: 2021-03-24



[pdf] Instructions

Hot Tubes Instructions Electro Harmonix hot tube HOT TUBES INSTRUCTIONS ehx instructions 80 |||

HOT TUBES TUBE DISTORTION/SUSTAINER -- OPERATING INSTRUCTIONS --

The Hot Tubes is the most extreme T ... tremely high voltages in the Hot Tubes even when it is unplugged DO NOT OPEN UP THE HOT TUBES Some **things** to keep in mind when experimenting with Hot Tubes: Due to the high gain of the filter circuit...

lang:en score:42 filesize: 174.17 K page\_count: 2 document date: 2005-05-24



[pdf] User Manual Quick Start Guide Instructions Guide

Holy Grail John H Pisani RING THING Synth Manuals synthmanuals im static thomann de junco co uk

Quick Start Guide Thomann 4 The WAVE Function the knob sets waveform of Single Sideband

Modulators in UB LB mode At center position 12 o clock modulator is a sine wave Turning counter

clockwise adds 2nd harmonic to turning 3rd Using an External Oscillator To use external oscillator such

as another 2 BASIC AMPLIFIER CONNECTION SETUP 1 unbalanced instrument cable plug output your

into INST Input Jack on right side Ring Thing Connect described Basic Amplifier Connection Setup Press

BYPASS ring thing manuals electro harmonix instructions pics atg atgdata document manual 560449 01U

images archive ehx assets Electro Harmonix Instructions Musikhaus Norway UK Download Modulator

Effects Pedal user manualClick here for instruction EnglishRING deElectro UKRING ehxRING ukHoly

GuideHoly ThomannElectro at Juno Records4 another2 ThingAmps Shop Buy Now ELECTRO

HARMONIX EHX THING4 another4 ThingQuick BYPASSRING Congratulations purchase frequency


shifter with separate simultaneous upper and lower sideband outputsElectro InstructionsElectro

Norwayelectro manuel utilisateur en 44335juno 01Usynthmanuals thingsynthmanuals thingehx thingim

thingimages thingarchive thingde 01Uimages thingzikinf manuels 44335ehx thingmidimanuals |||

RING **THING** Single Sideband Modulator Congratulations on your purchase of the Electro-Harmonix Ring **Thing**. The Ring **Thing** has four selectable modes that utilize either frequency or pitch shift modulation: Ring Modulation, Single Sideband Upper Band, Single Sideband Lower Band and Pitch Shift. The R...

lang:en score:41 filesize: 490.11 K page\_count: 16 document date: 2010-12-29




[pdf] User Manual

Provided by ManualsAndMore Download User Manual Electro Harmonix Ring Thing Manual

ElectroHarmonix Manualnbspm manualsandmore |||

RING **THING** Single Sideband Modulator Congratulations on your purchase of the Electro-Harmonix Ring **Thing**. The Ring **Thing** has four selectable modes that utilize either frequency or pitch shift modulation: Ring Modulation, Single Sideband Upper Band, Single Sideband Lower Band and Pitch Shift. The R...

lang:en score:40 filesize: 514 K page\_count: 16 document date: 2019-07-23




[pdf] Instructions

Hum Debugger Instructions Electro Harmonix 49764 r2 gear4music media 4 |||

HUM DEBUGGER Hum Eliminator Congratulations on your purchase of the Electro-Harmonix Hum Debugger, H ... ricks necessary when to remove hum. You can use it like you would any other effects pedal. The only **thing** to remember is you must use the AC Adapter that the Hum Debugger comes supplied with. When usi...

lang:en score:40 filesize: 99.95 K page\_count: 1 document date: 2008-11-03



[pdf] User Manual

20240620 Instruction Manual Expression Ramper Old Blood Noise Endeavors — manuals oldbloodnoise s |||

instruction manual instruction manual page 01 What is a Ramper A ramper is a device that creates ... s outside of this range will be disregarded. The toggle on the left sets the shape of the LFO the **thing** that determines the expression motion . There are three standard shapes, and three random vari...

lang:en score:39 filesize: 1.02 M page\_count: 3 document date: 2024-06-20





## HUM DEBUGGER Hum Eliminator

Congratulations on your purchase of the Electro-Harmonix Hum Debugger, Hum Eliminator pedal. No matter what type of pickups you use or how loud you play, the EHX Hum Debugger will clean up your signal, clean up that hum and no longer overtake your guitar signal. Simply connect the Hum Debugger to your guitar like you would any other effects pedal and you are ready to eliminate hum from your sound forever!

**WARNING:** Use only the 7.5V/AC/400mA AC adapter the Hum Debugger comes supplied with. Do not use any other AC adapters. Using other AC adapters, even those made by Electro-Harmonix, could cause harm to the unit, the adapter or your drummer. The Hum Debugger does not use batteries.

### CONTROLS and I/O JACKS

**NORMAL/STRONG TOGGLE SWITCH** – Sets the amount of Hum Elimination. In NORMAL mode the Hum Debugger removes only the odd harmonics from the hum present in your signal. In STRONG mode the Hum Debugger removes both odd and even harmonics from your signal's hum content.

**STATUS LED** – When the LED is lit the Hum Debugger is active. When the LED is off the Hum Debugger is in True Bypass mode.

**FOOTSWITCH** – Toggles the Hum Debugger between active and True Bypass modes.

**CONNECTIONS** – Connect your instrument to the INPUT Jack. Connect your amplifier or the rest of your effects chain to the AMP Jack.  
**POWER** – Plug the barrel connector from the AC Adapter that came with your Hum Debugger into the power jack at the top of the Hum Debugger. Plug the AC Adapter into a solid wall outlet. You must use the AC Adapter that the Hum Debugger came with and the AC Adapter must have an output of 7.5VAC with the ability to supply at least 200mA of current.

## [\[pdf\]](#) User Manual

Download Manual Support Electro Harmonix hum debugger manual ehx 2021 01 |||

HUM DEBUGGER Hum Eliminator Congratulations on your purchase of the Electro-Harmonix Hum Debugger, H ... ricks necessary when to remove hum. You can use it like you would any other effects pedal. The only **thing** to remember is you must use the AC Adapter that the Hum Debugger comes supplied with. When usi...  
lang:en **score:38** filesize: 83.67 K page\_count: 4 document date: 2021-01-25



## CLOCKWORKS Rhythm Generator / Synthesizer

Congratulations on your purchase of the Electro-Harmonix CLOCKWORKS! The CLOCKWORKS is perfect as a master clock for sequencers and drum machines as well as for triggering electronic percussion, classic EHX drum synths such as the Quash Pad or any other electronic device that can be triggered by pulse. Best of all, it is a faithful reissue of the much sought-after classic first released by Electro-Harmonix in 1980.

CLOCKWORKS does not create sound on its own but instead generates pulses to trigger other devices. The pulse trigger can set the tempo for a drum machine or sequencer such as an EHX 8 Step. CLOCKWORKS' pulses might directly play a device by triggering a sound or note in the external device. The great thing about the CLOCKWORKS is you have four separate clock channels so you can connect four devices which will all play rhythmically with each other.


The CLOCKWORKS may look complicated but what it does is actually pretty simple. It takes a master clock and divides down its frequency by a whole number between 1 and 8, outputting a pulse at the new frequency created by the divider. There are 4 clock dividers or channels, each driven from the same master clock, so creating polyrhythms is fun and easy! Each channel has its own clock divider control, output level control and output jack. The master clock can be generated internally by the CLOCKWORKS or may come from an outside source. Although the CLOCKWORKS looks very much like a digital product, it is actually fully analog, not that there is anything wrong with digital products.

**WARNING:** Your CLOCKWORKS comes equipped with an Electro-Harmonix 18VDC 500mA power supply. The CLOCKWORKS requires up to 300mA at 18VDC with a center POSITIVE plug. The CLOCKWORKS does not take batteries. Using the wrong adapter / power supply may damage your unit and void the warranty.

## [\[pdf\]](#) User Manual

Download Manual Support Electro Harmonix clockworks manual ehx 2021 07 |||

CLOCKWORKS Rhythm Generator / Synthesizer Congratulations on your purchase of the Electro-Harmonix C ... pulses might directly play a device by triggering a sound or note in the external device. The great **thing** about the CLOCKWORKS is you have four separate clock channels so you can connect four devices ...  
lang:en **score:38** filesize: 112.47 K page\_count: 4 document date: 2021-07-30



## [pdf] User Manual

20240312 Instruction Manual Triple Ramper Test 08 Old Blood Noise Endeavors — manuals

oldbloodnoise s |||

instruction manual instruction manual page 01 What s a Ramper A ramper is a device that creates ... motion is slewed - it will not become a ring modulator. The toggle sets the shape of the LFO the **thing** that determines the expression motion . There are three standard shapes, and three random var...

lang:en score:38 filesize: 386.09 K page\_count: 4 document date: 2024-03-28

## [pdf] Instructions

Tube Zipper Instructions Electro Harmonix synthmanuals Synth Manuals TUBE ZIPPER envelope filter

distortion Congratulations on your purchase of the truly outrageous The is two effects in one a warm sounding Envelope Follower and rich tube Distortion unit zipper manuals electro harmonix instructions TUBE ZIPPER envelope filter distortion Congratulations on your purchase of the truly outrageous Tu ... visual aid that helps you determine what the filter sweep is doing as you play. - OPERATION - Some **Things** to Keep in Mind When Experimenting with the TUBE ZIPPER: Due to the high gain of the filter c...

lang:en score:37 filesize: 135.41 K page\_count: 2 document date: 2008-11-05



## [pdf] Guide

Electro Harmonix Big Muff Pi w Tone Wicker Thomann France tgr194gear guide thomann de prod review

20063 |||

GEAR GUIDE REVIEWS MULTI FX UNITS 1 BOSS ME 70 269

WWW.ROLAND.CO.UK WE SAID: A solid collection of ... pping with distortion, the ber Metal also includes a sweepable mid EQ and a noise gate to keep every**thing** neat. TGR194.gear\_guide 139 BUYER S GUIDE A round-up of TG s best Rocked Rated gear ACTIVE...

lang:en score:35 filesize: 351.07 K page\_count: 1 document date: 2009-09-14

# EXO RING THING

## Single Sideband Modulator

Congratulations on your purchase of the Electro-Harmonix Ring Thing. The Ring Thing has four selectable modes that utilize either frequency or pitch shift modulation: Ring Modulation, Single-Sideband—Upper Band, Single-Sideband—Lower Band and Pitch Shift. The Ring Modulation section builds upon the original EXO Frequency Analyzer by adding 12 selectable carrier waveforms, a sweepable filter, presets and expression pedal control. Single-sideband modulation is a new effect based on single sideband modulation where only one band is present, making it a more harmonious effect. Finally, we have a powerful modulatable pitch shifter that can do detune effects, vibrato, chorus, transpose or even whammy when you use an external expression pedal.

**Special Features of the Ring Thing**

- Four selectable modes: Ring Modulation (RM), Upper Band Modulation (UB), Lower Band Modulation (LB), Pitch Shift (PS).
- Single-Sideband frequency shifter with separate simultaneous upper and/or lower sideband outputs.
- Automatically tune the Ring Modulator to any incoming signal by pre-tuning and holding the PRESET FSW.
- The Ring Thing and USB Modulator can automatically tune to a note you play on your instrument.
- Pitch shift with range of +/- 2 octaves.
- Five modulation waveforms: Square, Sine, Ramp/Upward, Triangle.
- Expression Pedal control over carrier frequency or pitch shift amount.
- Optional external oscillator input.
- Mono Input / Stereo Output in all modes.
- Save and load up to 9 presets.

**WARNING:** The Ring Thing comes equipped with an Electro-Harmonix B-REC 300RM power supply (same as used by Boss's B-9000™). To help D.I. 700RM, the Ring Thing requires 140mA at 9VDC with a plug that has a center negative. Using the wrong AC adapter can damage the Ring Thing. Please read the manual before using the unit, the adapter you use. The Ring Thing does not use two batteries.

1

RING **Thing** Single Sideband Modulator Congratulations on your purchase of the Electro-Harmonix Ring **Thing**. The Ring **Thing** has four selectable modes that utilize either frequency or pitch shift modulation: Ring Modulation, Single Sideband Upper Band, Single Sideband Lower Band and Pitch Shift. The R...

HUM DEBUGGER Hum Eliminator Congratulations on your purchase of the Electro-Harmonix Hum Debugger, H ... ricks necessary when to remove hum. You can use it like you would any other effects pedal. The only **thing** to remember is you must use the AC Adapter that the Hum Debugger comes supplied with. When usi...

[illegible]

Congratulations on your purchase of the Electro-Harmonix 22500 Dual Stereo Looper. Although the 22500 has a compact footprint it is loaded with numerous powerful features, including:

- Dual Stereo Loops with either independent or linked loop lengths
- Sequential Looping enables various (chord) switching
- Parallel Looping allows simultaneous playback of two loops
- Selectable Microphone input with adjustable gain and Phantom Power
- Reverse and Octave functions at the touch of a button
- Undo-Redo your last overdub
- Overdub with adjustable overdub count
- Create loop lengths that are completely free-form, linked to other or quantized to internal rhythms
- 100 Loop Bank per SD Card each bank containing up to 2 loops
- Rhythm Guide with 16 built-in drum loops
- Footswitch selected for All Stop, Tap-Tempo, or Rhythm Start/Stop
- USB Port enables backing/fections to PC or Mac
- Includes high capacity SD Memory Card for up to 12 hours of loop time
- Optional external Bank-Up/Down Foot Controller (sold separately)
- 9 AVCC300mA power supply included

**WARNING:** Your 22500 comes equipped with an Electro-Harmonix 5A5VC 5000mA power supply. The 22500 cannot be used with 9VDC with a smaller negative gnd and does not accept batteries. Using the wrong adapter may damage your unit and void the warranty. Please do not exceed 16.5VDC on the power plug.

22500 Dual Stereo ... ne loop can record or overdub while the other plays though. A blinking REC LED indicates one of two **things**: 1 You pressed a loop s footswitch to begin recording a new loop and the loop is not yet rec...

# electro-harmonix

## HOLIER GRAIL

Reverb • Golden Gate

### DESCRIPTION:

The Holier Grail is a digital reverb unit that combines eight different reverb algorithms to produce a wide variety of reverb sounds. The unit is designed to be used in a variety of applications, from studio recording to live performance. The unit is available in two versions: a rackmount version and a desktop version.

### FEATURES:

- Eight different reverb algorithms: **REVERB**, **DELAY**, **CHORUS**, **FLANGER**, **PHASER**, **TRIM**, **WET**, and **DRY**.
- **REVERB**: Eight different reverb algorithms, including **REVERB**, **DELAY**, **CHORUS**, **FLANGER**, **PHASER**, **TRIM**, **WET**, and **DRY**.
- **DELAY**: Eight different delay algorithms, including **DELAY**, **CHORUS**, **FLANGER**, **PHASER**, **TRIM**, **WET**, and **DRY**.
- **CHORUS**: Eight different chorus algorithms, including **CHORUS**, **FLANGER**, **PHASER**, **TRIM**, **WET**, and **DRY**.
- **FLANGER**: Eight different flanger algorithms, including **FLANGER**, **PHASER**, **TRIM**, **WET**, and **DRY**.
- **PHASER**: Eight different phaser algorithms, including **PHASER**, **TRIM**, **WET**, and **DRY**.
- **TRIM**: Eight different trim algorithms, including **TRIM**, **WET**, and **DRY**.
- **WET**: Eight different wet algorithms, including **WET**, and **DRY**.
- **DRY**: Eight different dry algorithms, including **DRY**.

### CONTROLS:

- **REVERB**: Eight different reverb controls, including **REVERB**, **DELAY**, **CHORUS**, **FLANGER**, **PHASER**, **TRIM**, **WET**, and **DRY**.
- **DELAY**: Eight different delay controls, including **DELAY**, **CHORUS**, **FLANGER**, **PHASER**, **TRIM**, **WET**, and **DRY**.
- **CHORUS**: Eight different chorus controls, including **CHORUS**, **FLANGER**, **PHASER**, **TRIM**, **WET**, and **DRY**.
- **FLANGER**: Eight different flanger controls, including **FLANGER**, **PHASER**, **TRIM**, **WET**, and **DRY**.
- **PHASER**: Eight different phaser controls, including **PHASER**, **TRIM**, **WET**, and **DRY**.
- **TRIM**: Eight different trim controls, including **TRIM**, **WET**, and **DRY**.
- **WET**: Eight different wet controls, including **WET**, and **DRY**.
- **DRY**: Eight different dry controls, including **DRY**.

### INPUTS:

- **REVERB**: Eight different reverb inputs, including **REVERB**, **DELAY**, **CHORUS**, **FLANGER**, **PHASER**, **TRIM**, **WET**, and **DRY**.
- **DELAY**: Eight different delay inputs, including **DELAY**, **CHORUS**, **FLANGER**, **PHASER**, **TRIM**, **WET**, and **DRY**.
- **CHORUS**: Eight different chorus inputs, including **CHORUS**, **FLANGER**, **PHASER**, **TRIM**, **WET**, and **DRY**.
- **FLANGER**: Eight different flanger inputs, including **FLANGER**, **PHASER**, **TRIM**, **WET**, and **DRY**.
- **PHASER**: Eight different phaser inputs, including **PHASER**, **TRIM**, **WET**, and **DRY**.
- **TRIM**: Eight different trim inputs, including **TRIM**, **WET**, and **DRY**.
- **WET**: Eight different wet inputs, including **WET**, and **DRY**.
- **DRY**: Eight different dry inputs, including **DRY**.

### OUTPUTS:

- **REVERB**: Eight different reverb outputs, including **REVERB**, **DELAY**, **CHORUS**, **FLANGER**, **PHASER**, **TRIM**, **WET**, and **DRY**.
- **DELAY**: Eight different delay outputs, including **DELAY**, **CHORUS**, **FLANGER**, **PHASER**, **TRIM**, **WET**, and **DRY**.
- **CHORUS**: Eight different chorus outputs, including **CHORUS**, **FLANGER**, **PHASER**, **TRIM**, **WET**, and **DRY**.
- **FLANGER**: Eight different flanger outputs, including **FLANGER**, **PHASER**, **TRIM**, **WET**, and **DRY**.
- **PHASER**: Eight different phaser outputs, including **PHASER**, **TRIM**, **WET**, and **DRY**.
- **TRIM**: Eight different trim outputs, including **TRIM**, **WET**, and **DRY**.
- **WET**: Eight different wet outputs, including **WET**, and **DRY**.
- **DRY**: Eight different dry outputs, including **DRY**.

### POWER:

- **REVERB**: Eight different reverb power requirements, including **REVERB**, **DELAY**, **CHORUS**, **FLANGER**, **PHASER**, **TRIM**, **WET**, and **DRY**.
- **DELAY**: Eight different delay power requirements, including **DELAY**, **CHORUS**, **FLANGER**, **PHASER**, **TRIM**, **WET**, and **DRY**.
- **CHORUS**: Eight different chorus power requirements, including **CHORUS**, **FLANGER**, **PHASER**, **TRIM**, **WET**, and **DRY**.
- **FLANGER**: Eight different flanger power requirements, including **FLANGER**, **PHASER**, **TRIM**, **WET**, and **DRY**.
- **PHASER**: Eight different phaser power requirements, including **PHASER**, **TRIM**, **WET**, and **DRY**.
- **TRIM**: Eight different trim power requirements, including **TRIM**, **WET**, and **DRY**.
- **WET**: Eight different wet power requirements, including **WET**, and **DRY**.
- **DRY**: Eight different dry power requirements, including **DRY**.

### ENVIRONMENTAL:

- **REVERB**: Eight different reverb environmental requirements, including **REVERB**, **DELAY**, **CHORUS**, **FLANGER**, **PHASER**, **TRIM**, **WET**, and **DRY**.
- **DELAY**: Eight different delay environmental requirements, including **DELAY**, **CHORUS**, **FLANGER**, **PHASER**, **TRIM**, **WET**, and **DRY**.
- **CHORUS**: Eight different chorus environmental requirements, including **CHORUS**, **FLANGER**, **PHASER**, **TRIM**, **WET**, and **DRY**.
- **FLANGER**: Eight different flanger environmental requirements, including **FLANGER**, **PHASER**, **TRIM**, **WET**, and **DRY**.
- **PHASER**: Eight different phaser environmental requirements, including **PHASER**, **TRIM**, **WET**, and **DRY**.
- **TRIM**: Eight different trim environmental requirements, including **TRIM**, **WET**, and **DRY**.
- **WET**: Eight different wet environmental requirements, including **WET**, and **DRY**.
- **DRY**: Eight different dry environmental requirements, including **DRY**.

### SAFETY:

- **REVERB**: Eight different reverb safety requirements, including **REVERB**, **DELAY**, **CHORUS**, **FLANGER**, **PHASER**, **TRIM**, **WET**, and **DRY**.
- **DELAY**: Eight different delay safety requirements, including **DELAY**, **CHORUS**, **FLANGER**, **PHASER**, **TRIM**, **WET**, and **DRY**.
- **CHORUS**: Eight different chorus safety requirements, including **CHORUS**, **FLANGER**, **PHASER**, **TRIM**, **WET**, and **DRY**.
- **FLANGER**: Eight different flanger safety requirements, including **FLANGER**, **PHASER**, **TRIM**, **WET**, and **DRY**.
- **PHASER**: Eight different phaser safety requirements, including **PHASER**, **TRIM**, **WET**, and **DRY**.
- **TRIM**: Eight different trim safety requirements, including **TRIM**, **WET**, and **DRY**.
- **WET**: Eight different wet safety requirements, including **WET**, and **DRY**.
- **DRY**: Eight different dry safety requirements, including **DRY**.

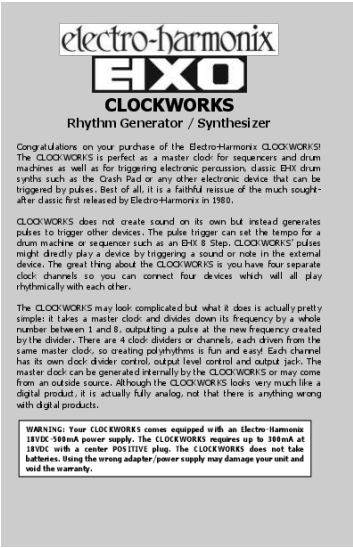

### WARRANTY:

- **REVERB**: Eight different reverb warranty requirements, including **REVERB**, **DELAY**, **CHORUS**, **FLANGER**, **PHASER**, **TRIM**, **WET**, and **DRY**.
- **DELAY**: Eight different delay warranty requirements, including **DELAY**, **CHORUS**, **FLANGER**, **PHASER**, **TRIM**, **WET**, and **DRY**.
- **CHORUS**: Eight different chorus warranty requirements, including **CHORUS**, **FLANGER**, **PHASER**, **TRIM**, **WET**, and **DRY**.
- **FLANGER**: Eight different flanger warranty requirements, including **FLANGER**, **PHASER**, **TRIM**, **WET**, and **DRY**.
- **PHASER**: Eight different phaser warranty requirements, including **PHASER**, **TRIM**, **WET**, and **DRY**.
- **TRIM**: Eight different trim warranty requirements, including **TRIM**, **WET**, and **DRY**.
- **WET**: Eight different wet warranty requirements, including **WET**, and **DRY**.
- **DRY**: Eight different dry warranty requirements, including **DRY**.

### ACCESSORIES:

- **REVERB**: Eight different reverb accessories, including **REVERB**, **DELAY**, **CHORUS**, **FLANGER**, **PHASER**,

HOLIER GRAIL Reverb Golden Gate - DESCRIPTION - The Holier Grail is Digital Reverb in a compact gu ... no sound. In most cases this will happen because the gate is in a mode other than OFF. Whenever **something** may seem wrong with your Holier Grail and the LEDs are lit, the first **thing** you should always ...



[pdf] Instructions Decleration of Conformity

Microsoft Word HumDebugger 11 07 06 r1 doc td Hum Debugger Congratulations on your purchase of the Electro Harmonix Eliminator pedal No matter what type pickups you use or how loud play home httpd data media 4 Instructions c3 zounds 4d8fa00c0dba113c3159f2e084719e7d 80

Hum Debugger Hum Eliminator Congratulations on your purchase of the Electro-Harmonix Hum Debugger, H ... ricks necessary when to remove hum. You can use it like you would any other effects pedal. The only **thing** to remember is you must use the AC Adapter that the Hum Debugger comes supplied with. When usi... lang:en score:31 filesize: 158 K page\_count: 1 document date: 2007-05-14

Fractal Audio Drive Models: A Comprehensive Guide

Explore the extensive collection of drive models available in Fractal Audio's Axe-Fx II, FX8, and AX8 processors. This guide details each model, its inspiration, and usage tips for guitarists.

lang:en score:31 filesize: 2.82 M page\_count: 90 document date: 2017-03-27

[pdf] User Manual

CLOCKWORKS Electro Harmonix CONTROLS INDICATORS I O The following descriptions detail all of the sliders switches LEDs lights and jacks on CH 1 4 DIVISOR Sliders LEDS clockworks manual ehx 2021 01 |||

CLOCKWORKS Rhythm Generator / Synthesizer Congratulations on your purchase of the Electro-Harmonix C ... pulses might directly play a device by triggering a sound or note in the external device. The great **thing** about the CLOCKWORKS is you have four separate clock channels so you can connect four devices ...

lang:en score:30 filesize: 125.26 K page\_count: 4 document date: 2021-01-25

[pdf]

electro harmonix Layout 1 Uli Electro Harmonix Ring Thing FX Gerät Musikhaus Thomann mm45777 gb201009168 thomann de prod review 22044 |||

bersicht Fabrikat: Electro Harmonix Modell: Ring **Thing** Gertetyp: Single Sideband Modulator Herkunfts ... itch-Shifter Vertrieb: ber selektierte Fachhndler; www.ehx.com Preis: ca. 229 inkl. Netzteil RING **THING** Electro-Harmonix Ein Ringmodulator gilt als ziemlich ungemtlicher Geselle und wird klanglich... lang:de score:29 filesize: 1.14 M page\_count: 2 document date: 2010-08-04




[pdf]

MP 10 09 de Electro Harmonix ring thing review musicopro archive ehx assets reviews

POR MIKE METLAY MMETLAY MUSICOPRO.COM Ring **Thing**de Electro-Harmonix

El Ring **Thing** opera en cuatro modos: los tres que mencion previamente, ms un modo Pitch Shift sobre el que comentar ms adelante. El pedal Ring **Thing** de Electro-Harmonix es un efecto modulador de banda lateral Single Sideband Mod...

lang:es **score:29** filesize: 202.95 K page\_count: 1 document date: 2010-09-17



[pdf] Instructions

Hot Tubes Instructions Electro Harmonix electro harmonix hot tubes manuel utilisateur en 44304 zikinf

manuels |||

HOT TUBES TUBE DISTORTION/SUSTAINER -OPERATING INSTRUCTIONS- The Hot Tubes is the most extreme Tube ... remely high voltages in the Hot Tubes even

when it is unplugged. DO NOT OPEN UP THE HOT TUBES Some **things** to keep in mind when experimenting with Hot Tubes: Due to the high gain of the filter circuit...

lang:en **score:29** filesize: 87.59 K page\_count: 1 document date: 2008-11-03

[pdf] Instructions Declaration of Conformity

Microsoft Word HumDebugger 11 07 06 r1 doc td Hum Debugger InstructionsElectro Harmonix Pedal

zZoundsHumDebugger Instructionscf3 zzounds media Instructions 4d8fa00c0dba113c3159f2e084719e7d

|||

Hum Debugger Hum Eliminator Congratulations on your purchase of the Electro-Harmonix Hum Debugger, H ... ricks necessary when to remove hum. You can use it like you would any other effects pedal. The only **thing** to remember is you must use the AC Adapter that the Hum Debugger comes supplied with. When usi...

lang:en **score:27** filesize: 158 K page\_count: 1 document date: 2007-05-14

[pdf]

Layout 1 y The Electro Harmonix Work Band performing in Russia strange eyes At curtain rise six

musicians are standing front of a luminescent tapestry atomic spirals symbols and words rotating electro

harmonix goes to russia archive ehx assets

GOEs RUssiA ELECTROTO-HARMONIX by faye levine This article was originally

published shortly after E ... . All these neatly dressed people are excited to be here,

and hearing the famous Americans. But something between suspicion and curiosity

immobilizes their faces, and they stare at the stage with stra...

lang:en **score:26** filesize: 2.01 M page\_count: 5 document date: 2006-08-07





## [\[pdf\]](#) User Manual Guide Declaration of Conformity Accessories

Microsoft Word BOSS GT 100 Training Guide doc garyl AMP EFFECTS PROCESSOR TRAINING GUIDE Roland Press the BANK UP and DOWN pedals simultaneously to enter MANUAL MODE The display will look like this 2 NUMBER PEDALS turn each STEP THREE Show 1 Manual Mode instantly turns into a row of simple stompboxes Built in Phrase Looper w unlimited overdubs New ACCEL effects provides new real time tone changes 400 programs 200 user preset assignable Expression CTL pedal Additional EXP or 2xCTL inputs for more control QUICK DEMO Quick Demo is way get customer interested product less than 60 seconds Before You Start Connect MONO L Gt output clean channel good amp such as JC 120 other pro quality NOTE It very important use guitar 7 GUV DS Marshall Guv nor 8 DST MXR Distortion Plus 9 METAL ZONE MT 10 '60s FUZZ Arbiter FuzzFace 11 MUFF Electro Harmonix Big Muff 12 CUSTOM User definable OD mod EQ 6 Band Parametric sweepable mids FX1 FX2 T WAH AW 3 AUTO SUB CRY Dunlop Crybaby b gt training guide cms rolandus assets media im static thomann de pics atg atgdata document manual cdn roland images

BOSS GT-100 AMP EFFECTS PROCESSOR TRAINING GUIDE Contents 1. FEATURES 2. QUICK DEMO 3. GOING DEEP 4. ... 2. Turn KNOB 4 to select FACTORY RESET. 3. Press WRITE twice. BOSS GT-100 Training Guide 4. FIVE **THINGS** TO KNOW and SHOW 1. Easiest to use and most incredible sounding BOSS GT ever 2. All new COSM ...

lang:en **score:26** filesize: 244.89 K page\_count: 13 document date: 2012-04-11

## [\[pdf\]](#) Guide

Line 6 Echo Farm 3 0 Pilot s Guide Rev A English Copyright © 2016 Inc Haselhuber S Fazio line6 data 0a020a3de280588aa57190e8e application |||

Echo Farm 3.0 PILOT S GUIDE A guide to the features and functionality of the Line 6 Echo Farm Plug ... s in the Space Echo. Finally, having gotten ourselves all worked up about this multi-head tape echo **thing**, we decided to expand your options by including another seven selections which use various com...

lang:en **score:25** filesize: 438.97 K page\_count: 10 document date: 2017-01-18

## [\[pdf\]](#) Instructions Parts List

ehx power supply pedal mod instructions stewmac globalassets video and ideas online resources reference kit |||



EHX PEDALS POWER JACK MOD INSTRUCTIONS THIS VERY SIMPLE MOD lets you use the widely available Bos ... de up of many strands of wire, follow all of the steps below. 1. Strip roughly 1/4 of the wire sheathing from the end of the wire you intend to solder. 2. Twist the wire strands of the exposed wire ...

lang:en **score:25** filesize: 456.55 K page\_count: 12 document date: 2020-01-03

## [\[pdf\]](#)

Electro Harmonix V256 Vocoder Musikhaus Thomann git326rev ehx thomann de prod review 19478 ||| EIElectro-Harmonix V256 VocodEr cathEDral StErEo rEVERb 179 140 EFFECTS PhotograPhy by Joby SESSI ... the Cathedral s extensive feature list, the clever guys at Electro-Harmonix are experts at keeping **things** player-centric and sonically involving. There are eight reverb effects, all easily selectable...

lang:en **score:25** filesize: 300.52 K page\_count: 3 document date: 2010-01-28





[pdf]

Electro Harmonix Memory Boy Thomann France git324rev eh thomann de prod review 19423 |||  
 ELECTRO-HARMONIX MEMORY BOY RIDDLE: Q BALLS 69 129 EFFECTS Electro-Harmonix The rivals Memory ... native s take on delay sounds that you can also control the rate of the DigiTech s X-Series Synth **things** is always slightly left manipulate with powerful modulation yourself, you can Wah 85 is ...  
 lang:en score:25 filesize: 160.41 K page\_count: 2 document date: 2009-12-03



[pdf]

GIT354 maker indd Meet Your Maker Electro Harmonix guitarist mike april2012 ehx assets reviews 80  
 Meet Your Maker Electro-Harmonix 152 Guitarist May 2012 Meet your maker Fuzzy Logic Mike Matthews ... nder Tweed amps had a really warm tone and their first preamp tube controlled the tone of the whole **thing** I mean all of the tubes are important, but that s the most important tube, because whatever i...  
 lang:en score:25 filesize: 5.56 M page\_count: 4 document date: 2012-03-20



[DigiTech RP1000 Integrated Effects Switching System Owner's Manual](#)

Explore the DigiTech RP1000 Owner's Manual for detailed guidance on its integrated effects switching system, including setup, operation, editing, amp and effect models, and advanced features for guitarists.

lang:en score:25 filesize: 3.73 M page\_count: 56 document date: 2011-05-16



[pdf]

Electro Harmonix Deluxe Memory Boy Thomann France git330rev ehx thomann de prod review 19586 ref prp dyk tes 0 |||

Electro-Harmonix ring tHing DELuxE mEmory Boy 150 125 EFFECTS PhotograPhy by Joby SESSIoNS Ele ... or down by the same amount to a maximum of +/- two octaves. The pedal does the standard sub-octave **thing** very well with really good notetracking and that goes for any fixed harmony. If you re into Wh...

lang:en score:25 filesize: 190.68 K page\_count: 2 document date: 2010-05-19



[pdf]

Mike Matthews on Celebrating 50 Years of Electro Harmonix Guitar Player February 2018 Interview 1 ehx 2021 07

COLUMN MEET YOUR MAKER BY MICHAEL MOLEND A Mike Matthews on Celebrating 50 Years of Electro-Harmo ... est time to produce a product. Because of that, we re now financially strong, and we can move on anything that s hot. Patience is important. As EHX moves into its 50th year, it will continue to devel...

lang:en score:25 filesize: 1.41 M page\_count: 2 document date: 2018-02-08




[pdf]

untitled Electro Harmonix Little Big Muff Distortion Sustainer Musikhaus Thomann git279rev eh thomann de prod review 18331 ref prp dyk tes 2 |||

ELECTRO-HARMONIX LITTLE BIG MUFF PI METAL MUFF 52 55 EFFECTS CD TRACKS 4 5 PHOTOGRAPHY JESSE ... dern reissued pedals. However, two new designs from Electro-Harmonix look set to give lovers of all **things** fuzzy something to smile about. Little Big Muff Since the mid-nineties, two versions of reiss...

lang:en score:24 filesize: 104.44 K page\_count: 2 document date: 2006-06-20



[\[pdf\]](#) Recall

FMU342 rev ehx indd Electro Harmonix Grand Canyon Musikhaus Thomann fmu342rev thomann de prod review 68080 |||

Reviews Electro-Harmonix Grand Canyon Electro-Harmonix Grand Canyon 230 Can Electro Harmonix go I ... fully, these are combined with a parameter matrix and programme indicator display, which makes everything easier. The extra space also allows the inclusion of stereo outputs, a CV/expression pedal inp...

lang:en score:24 filesize: 3.59 M page\_count: 2 document date: 2019-02-20



[\[pdf\]](#)

bassbloggeroverdrivedistortion electro harmonix 597067a480d22 static 21vek by img galleries 428 151 ||| ...one giant step for musician-kind EHX breaks all the rules to bring the design of wah-style pedal ... ave Multiplexer Generate deep, fat bass tones one octave below the notes you play. Two separate smoothing filters enable you to tailor your sub-octave to the exact bass sound you desire, separating th...

lang:en score:24 filesize: 8.84 M page\_count: 17 document date: 2013-01-07



[\[pdf\]](#) Guide

POD® HD300 Advanced Guide Rev B English Copyright © 2010 Line 6 Inc Steve Fazio sfazio@line6

LINE6 PODHD300 ENG strumentimusicali net manuali

POD HD300 Advanced Guide An in-depth exploration of the features functionality of POD HD300 Elect ... . See USB Audio on page 121 for more information. Setup Details Footswitch Mode 13 Just to make things even more flexible, we've offered two types of behaviors for how the MODE switch accesses the...

lang:en score:24 filesize: 6.36 M page\_count: 113 document date: 2010-09-30



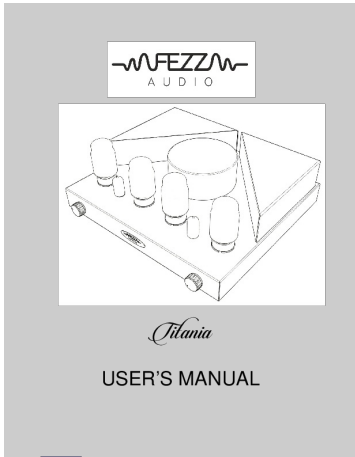
[\[pdf\]](#)

GIT424 peds ehx indd Electro Harmonix Wailer Wah Musikhaus Thomann git424peds thomann de prod review 54322 ref prp dyk tes 0 |||

P EDALBOARD m a n u f a c t u r e r Electro-Harmonix model Wailer Wah price 64 Electro-Harmonix Vari ... cuit in a traditional rack and pinion-style pedal Words Rod Brakes Photography Joby Sessions S ome things they just got right in the beginning. Over the years, countless effects pedals have been refi...

lang:en score:24 filesize: 1.84 M page\_count: 1 document date: 2017-08-10





[\[pdf\]](#) User Manual

Provided by ManualsAndMore Download User Manual Fezz Audio Titania fezz audio titania user manual

1 manualsandmore |||

Titania USER S MANUAL SAFETY

TIPS \_\_\_\_\_ In order to obtain ... s, when looking upon audio amplifiers of decades ago, keep repeating a slogan, like a mantra: Such **things** are not manufactured anymore . When we finalny manage to acquire such a amplifier, we treat i...

lang:en **score:24** filesize: 1013.32 K page\_count: 13 document date: 2019-07-24



[\[pdf\]](#) User Manual

Endless Summer Pedal Manual DAE4GGguhNI BAEgGID0 Jk Zera Marvel Manuals Recovery Effects and Devices v 1650069488 cdn shopify s files 1 0018 1472 4726 |||

The Endless Summer is an all-analog, real spring reverb in pedal form. It features a boost allowing you to make **things** gritty, or go full-on over the top fuzzy and psychedelic. Simply put, it s the coolest sounding and most unique reverb available Start with the balance all the way to the left...

lang:en **score:24** filesize: 377.69 K page\_count: 2 document date: 2022-04-16



[\[pdf\]](#)

Electro Harmonix Bass Big Muff Bundle Musikhaus Thomann git313rev ehx thomann de prod review 19131 ref prp dyk tes 0 |||

ELECTRO-HARMONIX STEEL LEATHER, KNOCKOUT BASS BIG MUFF PI 49, 40 49 BASS PhotograPhy by joby se ... efinition to your bass it also That means you can use any one sense it s less confusing and **something** so small. What does adds a percussive element that to enhance an area where you there s less ...

lang:en **score:24** filesize: 150.32 K page\_count: 2 document date: 2009-01-29





[pdf]

Electro Harmonix Big Muff Pi w Tone Wicker Thomann France tgr188gear round1 thomann de prod review 19930 |||

New drive pedals Distortion is the key ingredient in most setups, so take a look at six new mode ... controls to provide a footswitchable volume boost. 5 FOR STOCKISTS

CONTACT: WAY HUGE: Strings and **Things** 01273 440442/www.wayhuge.com

CARL MARTIN: First Line Distribution 01626 830336/ www.carlmarti...

lang:en score:24 filesize: 291.05 K page\_count: 1 document date: 2009-03-31




## [Electro-Harmonix 22500 Dual Stereo Looper Review and Specifications](#)

A comprehensive review and technical specification breakdown of the Electro-Harmonix 22500 Dual Stereo Looper, a compact and versatile dual stereo looper pedal for musicians.

lang:en score:24 filesize: 2.55 M page\_count: 2 document date: 2015-10-02





[pdf] Dimension Guide

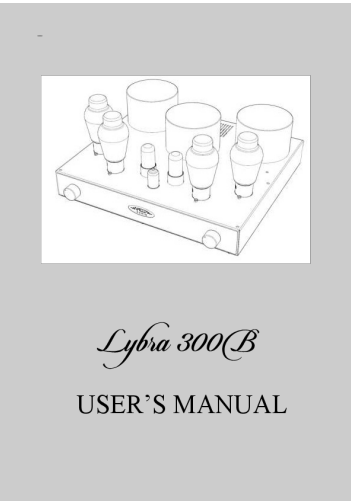
GIT425 peds ehx indd Electro Harmonix Tone Corset Musikhaus Thomann git425peds thomann de prod review 58758 ref prp dyk tes 1 |||

P E D A L B O A R D m a n u f a c t u r e r Electro-Harmonix model Operation Overlord Allied Overdrive/ Tone C ... d R POWER: Supplied 9V DC adaptor 200mA DIMENSIONS:

105 w x 118 d x 54 mm h There are many **things** about this overdrive that set it apart.

First, it works with a variety of instruments so has ...

lang:en score:23 filesize: 2.08 M page\_count: 1 document date: 2017-09-07



[pdf] User Manual

Manual Lybra 300B 120V ENG bt Admin 29457acd9f0f8e140c5277226b4bdfbe pult ru upload iblock 294 |||

USER S MANUAL SAFETY

TIPS \_\_\_\_\_ Never place the Fezz

Audi ... s, when looking upon audio amplifiers of decades ago, keep repeating a slogan, like a mantra: Such **things** are not manufactured anymore . When we finalny manage to acquire such a amplifier, we treat i...

lang:en score:23 filesize: 1.98 M page\_count: 12 document date: 2021-01-08