

Bruder 03550

Bruder 03550 Scania R-Series Dump Truck User Manual

Model: 03550 | Brand: Bruder

1. INTRODUCTION

This manual provides comprehensive instructions for the assembly, operation, and maintenance of your Bruder 03550 Scania R-Series Dump Truck. Please read this manual thoroughly before use to ensure proper handling and to maximize the product's lifespan.

The Bruder Scania R-Series Dump Truck is designed with realistic details, featuring an opening driver's cabin, a tilting cab to reveal the engine block, folding side-view mirrors, and a functional dumping bucket. It is manufactured from high-quality ABS plastic, suitable for both indoor and outdoor play.

2. SAFETY INFORMATION

WARNING: Choking Hazard - Small parts. Not for children under 3 years.

Always supervise children during play. Ensure all parts are securely attached before use. Keep packaging materials away from children to prevent suffocation hazards.

3. COMPONENTS OVERVIEW

The Bruder 03550 Scania R-Series Dump Truck includes the following main components:

- Scania R-Series Dump Truck (main unit)
- Spare Wheel (located behind the driver's cab)

Key features of the truck include:

- Realistic driver's cabin with opening doors
- Tilting cab for engine block view
- Folding side-view mirrors
- Functional dumping bucket



Figure 3.1: Front-side view of the Bruder Scania R-Series Dump Truck. This image displays the red cab, green dump bed, and detailed wheels.

4. SETUP AND INITIAL INSPECTION

The Bruder 03550 Scania R-Series Dump Truck comes largely pre-assembled. Follow these steps for initial setup:

1. **Unpacking:** Carefully remove the truck from its packaging. Retain packaging for future storage if desired.
2. **Inspection:** Check for any loose or damaged parts. Ensure all wheels are securely attached and rotate freely.
3. **Spare Wheel:** Locate the spare wheel behind the driver's cab. This is an accessory and does not require immediate installation for operation.

5. OPERATING INSTRUCTIONS

The Bruder Scania R-Series Dump Truck offers several interactive features:

- **Opening Doors:** The driver's cabin doors can be opened to access the detailed interior. Gently pull the door handle to open.
- **Tilting Cab:** The entire cab can be tilted forward to reveal the engine block. This feature allows for realistic play scenarios.
- **Folding Side-View Mirrors:** The side-view mirrors are designed to fold, adding to the realistic functionality.
- **Operating the Dumping Bucket:** The green dump bed can be raised and lowered to transport and unload materials. Manually lift the dump bed to the desired position.



Figure 5.1: The Bruder Scania R-Series Dump Truck with its dump bed in the raised position, demonstrating its functional unloading capability.

Your browser does not support the video tag.

Video 5.1: An official demonstration of the Bruder Scania R-Series Dump Truck, showcasing its features and operational movements, including the tilting cab and functional dump bed.

6. MAINTENANCE AND CARE

To ensure the longevity and optimal performance of your Bruder Scania R-Series Dump Truck, follow these maintenance guidelines:

- **Cleaning:** Wipe the truck with a damp cloth to remove dust and dirt. For outdoor play, rinse with water and allow to air dry completely. Avoid harsh chemicals or abrasive cleaners.
- **Storage:** Store the truck in a clean, dry place away from direct sunlight and extreme temperatures to prevent material degradation.
- **Durability:** The truck is constructed from high-quality plastics designed for durability. However, avoid excessive force or impact to prevent damage to moving parts.

7. TROUBLESHOOTING

The Bruder 03550 Scania R-Series Dump Truck is designed for robust play. Should you encounter any minor issues,

consider the following:

- **Stiff Moving Parts:** If the doors, cab, or dump bed become stiff, ensure no debris is obstructing the hinges or mechanisms. Gentle manipulation should restore movement.
- **Loose Parts:** Periodically check for any loose components. If a part detaches, attempt to reattach it carefully. If unable to reattach or if a part is broken, contact customer support.



8. SPECIFICATIONS





Feature	Detail
Product Dimensions	21.26 x 7.28 x 9.57 inches
Item Weight	4.09 pounds
Model Number	03550
Manufacturer Recommended Age	36 months - 10 years
Material	High-quality plastics (e.g., ABS)
Scale	1:16
Origin	Made in Germany

9. WARRANTY AND SUPPORT

Bruder products are known for their quality and durability. For specific warranty information or customer support regarding your Bruder 03550 Scania R-Series Dump Truck, please refer to the official Bruder website or contact their customer service directly. Contact details can typically be found on the product packaging or the manufacturer's official website. For additional information, you may visit the[Bruder Store on Amazon](#).

Related Documents - 03550

	<p>Bruder SCANIA R-series Timber Truck Toy 03524 - Features and Instructions</p> <p>Explore the Bruder SCANIA R-series Timber Truck toy (model 03524) with a detailed overview of its features, accessories, and safety instructions. Learn how to operate the log loading crane and grabber.</p>
	<p>Bruder 03553 Scania & 02831 Mack Recovery & Towing Trucks - Toy Vehicle Instructions</p> <p>Explore the Bruder 03553 Scania and 02831 Mack recovery and towing truck toy models. This document provides detailed operational instructions, safety warnings, and product information for these realistic Bruder vehicles.</p>

	<p>Bruder Crane Arm 44513 Assembly Instructions</p> <p>Step-by-step instructions for assembling the Bruder Crane Arm accessory (model 44513), compatible with Bruder trucks like the Scania Tow Truck.</p>
	<p>Bruder MACK Granite Fire Engine with Slewing Ladder Toy - Assembly and Features</p> <p>Detailed information and assembly guide for the Bruder MACK Granite Fire Engine with Slewing Ladder toy (model 02821). Learn about its features, multi-functional aspects, and safe usage.</p>
	<p>Bruder 42187 Front Axle Assembly Instructions for Toy Tractors</p> <p>Assembly instructions for the Bruder 42187 front axle accessory, designed for Bruder toy tractors like the New Holland T5.120. This multi-functional part provides detailed steps for attachment and securing. Includes Bruder service and contact information.</p>
	<p>Bruder Scania Super 560R Fire Truck Model - Detailed Illustration</p> <p>Detailed textual description of the Bruder Scania Super 560R fire truck toy model illustration, showcasing its design and features like an extendable ladder and water cannon.</p>