

## Casio MTP-1302D-7A2VDF

# Casio MTP-1302D-7A2VDF Analog Watch User Manual

Model: MTP-1302D-7A2VDF

## INTRODUCTION

This user manual provides comprehensive instructions for the proper use and maintenance of your Casio MTP-1302D-7A2VDF analog watch. Please read this manual carefully to ensure correct operation and to maximize the lifespan of your timepiece. Keep this manual for future reference.

## PRODUCT OVERVIEW

The Casio MTP-1302D-7A2VDF is a standard analog watch featuring a precise Japan Quartz Movement, a stainless steel case and band, and a date display. It is designed for daily wear with 50-meter water resistance.




Figure 1: Front view of the Casio MTP-1302D-7A2VDF watch.

50m Water Resistant



Date display



Stainless Steel Band

Figure 2: Key features of the Casio MTP-1302D-7A2VDF watch.

## SETUP

### 1. Setting the Time

1. Pull the crown out to the second click position.
2. Rotate the crown to move the hour and minute hands to the desired time.
3. Push the crown back in to the normal position to start timekeeping.

**Note:** When setting the minute hand, advance it four or five minutes past the desired time, then back it up to the correct time. This helps ensure more precise time synchronization.

### 2. Setting the Date

1. Pull the crown out to the first click position.
2. Rotate the crown clockwise to set the date. Ensure the date changes correctly for the current day.
3. Push the crown back in to the normal position.

**Important:** Avoid setting the date between 9:00 PM and 1:00 AM, as this may interfere with the automatic date change mechanism.

### 3. Adjusting the Band

The stainless steel band can be adjusted by adding or removing links. This procedure requires specialized tools and expertise. It is recommended to have the band adjusted by a qualified jeweler or watch technician to prevent damage to the watch or injury.



Figure 3: Rear view of the watch, highlighting the stainless steel band.

## OPERATING THE WATCH

### Basic Timekeeping

Once the time and date are set, the watch will continuously display the current time and date. The watch operates on a precise Japan Quartz Movement, ensuring accurate timekeeping with an accuracy of approximately  $\pm 20$  seconds per month.

### Date Display

The date display automatically advances once every 24 hours. If the watch is not worn for an extended period, you may need to manually adjust the date as described in the "Setting the Date" section.

## MAINTENANCE

### Water Resistance (50M)

Your Casio MTP-1302D-7A2VDF watch is water resistant to 50 meters (5 BAR). This means it is suitable for everyday use and can withstand splashes, rain, and brief immersion in water. It is **not** suitable for swimming, diving, or showering with hot water, as steam and temperature changes can compromise the seals.

- Do not operate the crown while the watch is wet or submerged.
- If the watch is exposed to saltwater, rinse it thoroughly with fresh water and wipe it dry.

### Battery Replacement

The watch is powered by one product-specific battery (included). When the battery runs low, the watch may stop or the timekeeping accuracy may decrease. Battery replacement should be performed by a qualified watch technician to ensure proper sealing and function. Attempting to replace the battery yourself may void the warranty and compromise water resistance.

### Cleaning and Care

- Wipe the watch case and band periodically with a soft, dry cloth to remove dirt and moisture.
- For stainless steel bands, a soft brush and mild soapy water can be used, followed by thorough rinsing and drying.
- Avoid exposing the watch to extreme temperatures, direct sunlight for prolonged periods, or strong magnetic fields.
- Prevent contact with solvents, detergents, perfumes, and cosmetics, as these can damage the case, band, or seals.

### TROUBLESHOOTING

Problem	Possible Cause	Solution
Watch has stopped or is losing time.	Low battery.	Have the battery replaced by a qualified technician.
Date does not change at midnight.	Time is set incorrectly (e.g., AM/PM confusion).	Advance the time by 12 hours or reset the time and date.
Condensation appears inside the watch.	Temperature change or compromised water resistance.	Stop using the watch and have it inspected by a technician immediately to prevent damage.

### SPECIFICATIONS





- **Model Number:** MTP-1302D-7A2VDF
- **Movement:** Japan Quartz Movement
- **Accuracy:** +/-20 seconds per month
- **Case Material:** Stainless Steel
- **Band Material:** Stainless Steel
- **Crystal:** Mineral Crystal
- **Display:** 3-Hand Analog with Date
- **Case Size:** 38mm Diameter, 8mm Thickness
- **Water Resistance:** 50 Meters (5 BAR)
- **Battery:** 1 Product Specific battery (included)
- **Product Dimensions:** 2.36 x 4.09 x 3.78 inches; 3.7 ounces

### WARRANTY AND SUPPORT

Your Casio watch is covered by a manufacturer's warranty. Please refer to the warranty card included with your purchase for specific terms and conditions, including warranty period and coverage details. For technical support, service, or inquiries regarding your watch, please contact Casio customer service or visit the official Casio website.

You can find more information and support resources on the [Casio Store on Amazon](#).

Related Documents - MTP-1302D-7A2VDF

	<p><a href="#">Casio Watch Model 5225: User Manual, Specifications, and Care Guide</a></p> <p>Comprehensive guide to operating and maintaining the Casio 5225 watch, including features, specifications, water resistance, and warranty information.</p>
	<p><a href="#">Casio Module 3780 Watch User Manual</a></p> <p>Comprehensive user manual for the Casio Module 3780 watch, covering features, functions, water resistance, time setting, alarms, stopwatch, countdown timer, and technical specifications.</p>
	<p><a href="#">Casio AW-22 Watch User Manual: Features and Operation</a></p> <p>Comprehensive guide to operating the Casio AW-22 watch module QW-725, covering time setting, alarms, timer, stopwatch, and other functions.</p>
	<p><a href="#">Casio OC-107 Module 3316 User Manual and Product Information</a></p> <p>Detailed user manual and product information for the Casio OC-107 watch, module 3316. Covers battery, water resistance ratings, care instructions, time and date setting procedures, and manufacturer specifications. Essential guide for owners.</p>

Detailed user manual for the Casio AQ-231 watch (Module 1310/1737). Learn how to set time, date, alarms, use the stopwatch, understand water resistance ratings, and view specifications. Includes operational instructions and precautions.