

SKLZ 0002

SKLZ Baseball Rebound Net (Model 0002)

INSTRUCTION MANUAL

Brand: SKLZ | Model: 0002

1. Introduction

The SKLZ Baseball Rebound Net is a versatile training tool designed to enhance pitching and fielding skills for baseball and softball players. It provides a reliable ball return mechanism, allowing for solo practice sessions to improve reaction times, build muscle memory, and refine form.

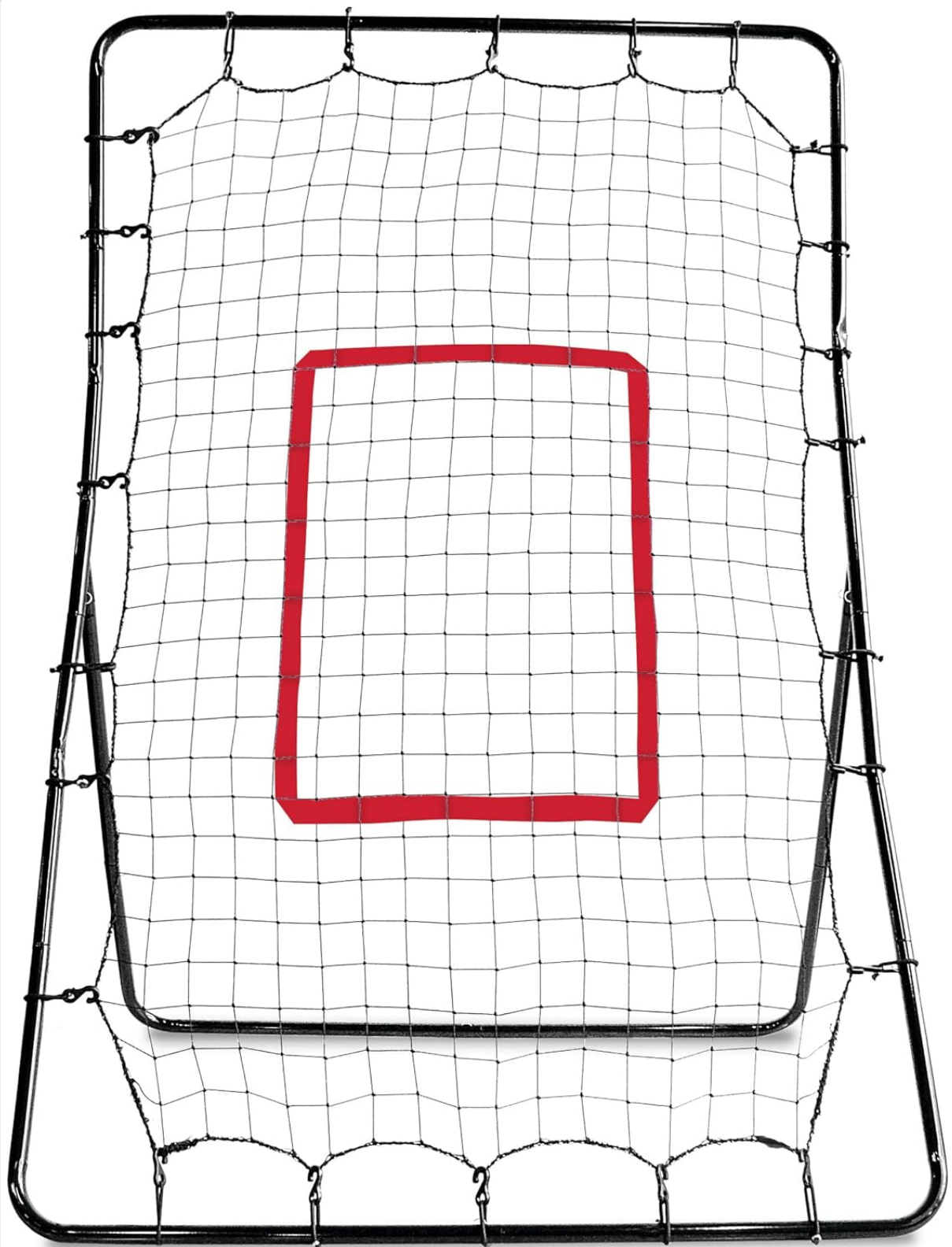


Figure 1: The SKLZ Baseball Rebound Net, featuring a durable net and a red strike zone target for precision practice.

2. Product Features

- **Versatile Ball Return:** Designed to kick back balls at various angles, suitable for throwing, pitching, and fielding practice.
- **Durable Construction:** Features a sturdy metal frame and a tough, UV and weather-resistant PE rebounding net for long-lasting use.
- **Easy Assembly & Storage:** Assembles quickly and easily, and its flat-foldable design allows for convenient transportation and storage.

- **Compact Size:** Measures 2' 9" wide by 4' 8" tall, making it suitable for various practice environments.

3. Assembly Instructions

The SKLZ Baseball Rebound Net is designed for quick and easy assembly. Follow these steps to set up your net:

1. Unpack all components from the box. Verify that all frame pieces, the net, and bungee cords are present.
2. Connect the metal frame pieces according to the included diagram. Ensure all connections are secure.
3. Attach the PE rebounding net to the assembled frame using the provided bungee cords. Start by securing the corners, then work your way around the perimeter, ensuring even tension.
4. Adjust the rear support legs to achieve the desired angle for ball return.

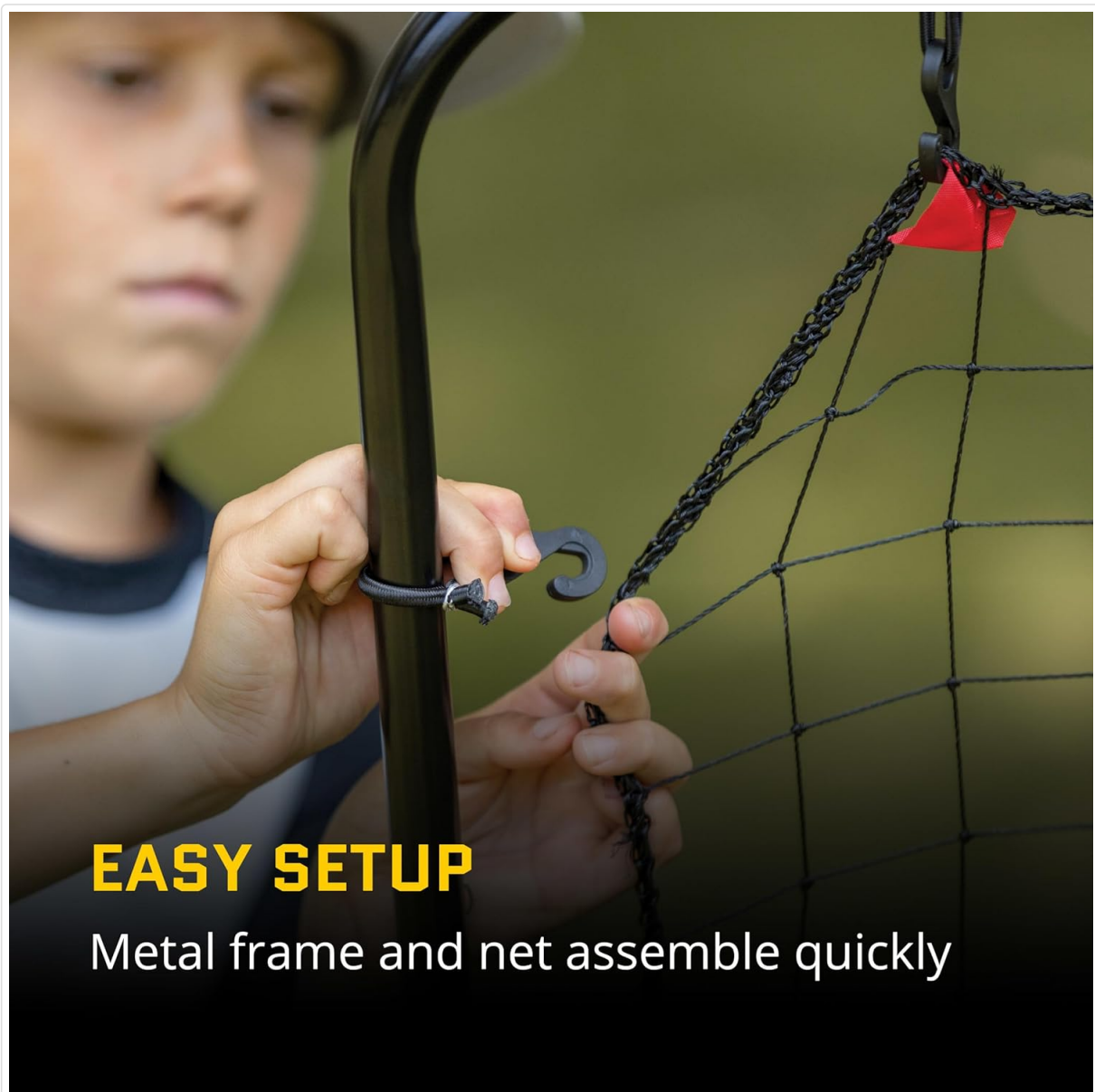


Figure 2: Close-up view of the bungee net attachment process, highlighting the easy setup of the metal frame and net.

4. Operating Instructions

The rebound net offers three different settings to simulate various ball returns, allowing for comprehensive practice:

- **Ground Balls:** Adjust the net to a more upright position. Throw the ball towards the lower section of the net to practice fielding ground balls off the second bounce.
- **Line Drives:** Set the net to a medium angle. Aim for the center of the net to practice intercepting line drives.
- **Fly Balls:** Position the net at a more reclined angle. Throw the ball towards the upper section of the net to practice getting under and catching fly balls.

Utilize the red strike zone target for pitching accuracy drills. The net's design ensures the ball returns to you, facilitating continuous solo practice without the need for a partner.

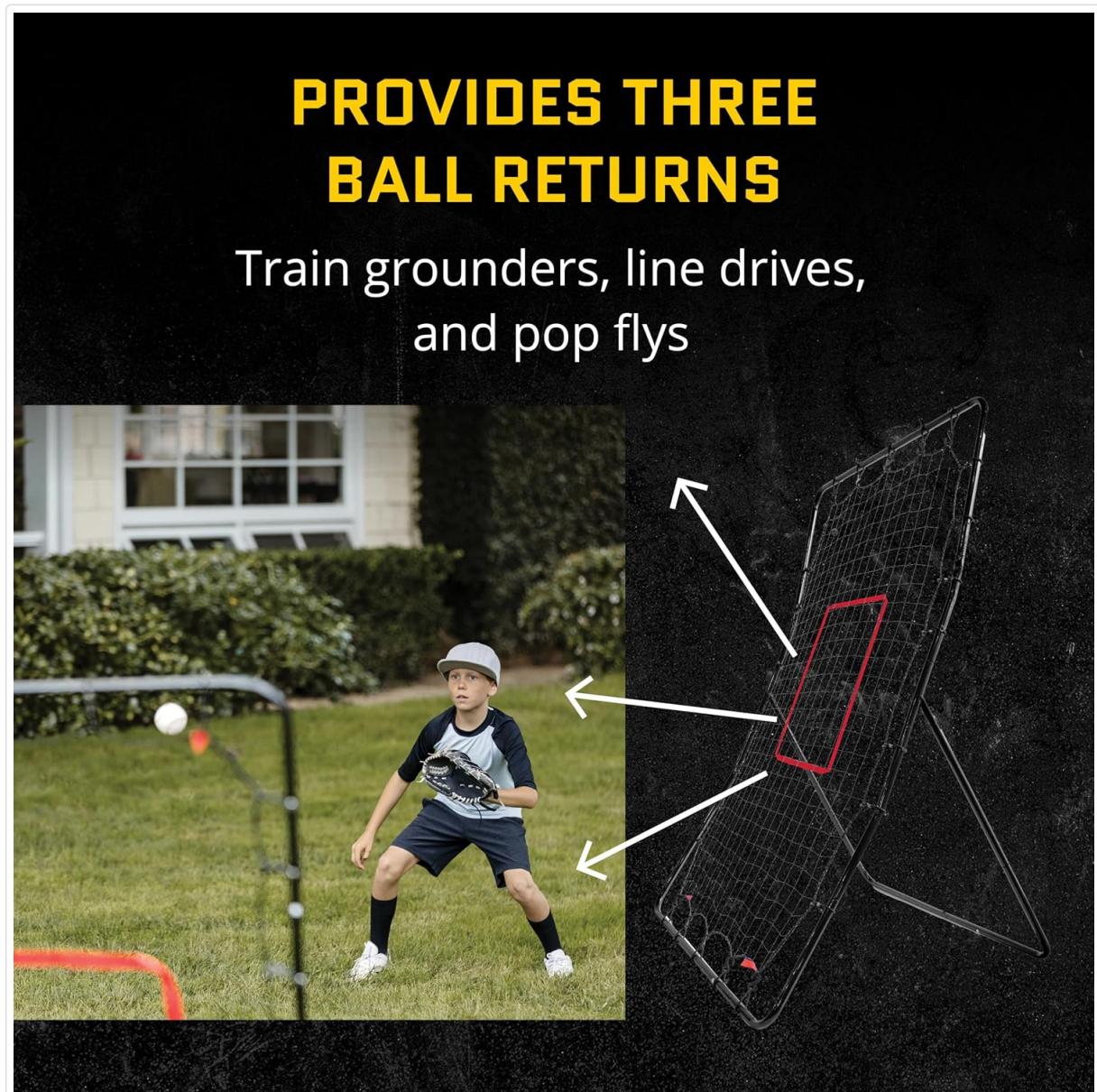


Figure 3: Visual representation of the three adjustable ball return settings for ground balls, line drives, and pop flies.



Figure 4: A young player practicing throwing with the SKLZ Rebound Net in a backyard setting.



Figure 5: A young player demonstrating proper fielding technique while practicing with the rebound net.

5. Maintenance and Care

The SKLZ Baseball Rebound Net is constructed with durable materials to withstand regular use and various weather conditions. To ensure its longevity:

- Regularly inspect the frame and net for any signs of wear or damage.

- Clean the net and frame with a damp cloth as needed. Avoid harsh chemicals.
- While the net is UV and weather-resistant, storing it indoors or in a covered area when not in use can further extend its lifespan.
- When storing, utilize its flat-foldable design to minimize space.

6. Troubleshooting

If the net appears unstable during use, especially with hard throws:

- Ensure the frame is fully extended and locked into position.
- Check that the ground stakes (if applicable and included with your model) are firmly inserted into the ground.
- Consider placing a weight (e.g., sandbag, case of water) on the rear support bar to increase stability.

7. Specifications







Feature	Detail
Model Name	SKLZ PitchBack Baseball and Softball Pitching Net and Rebounder
Model Number	0002
Dimensions (W x H)	2' 9" x 4' 8"
Material	85% Steel, 15% Polyethylene
Color	Black/Red
Item Weight	5.2 Pounds
Sport	Baseball
UPC	831345000024

8. Warranty Information

This product comes with a **1 Year Manufacturer Warranty**. For specific details regarding coverage and claims, please refer to the warranty documentation included with your purchase or contact SKLZ customer support.

9. Customer Support

For further assistance, product inquiries, or support, please visit the official SKLZ website or contact their customer service department. Contact information can typically be found on the product packaging or the brand's official website.

	<p>SKLZ Hurricane Category 4 Solo Swing Training Machine: Instructions and Drills</p> <p>Comprehensive instructions for the SKLZ Hurricane Category 4 Solo Swing Training Machine, covering assembly, safety guidelines, operational adjustments, and detailed batting drills for skill development. Learn how to set up and effectively use this baseball training equipment.</p>
	<p>SKLZ Chrome Power Wheel Instruction Manual and Exercise Guide</p> <p>Official instruction manual and exercise guide for the SKLZ Chrome Power Wheel. Learn assembly, safe usage, and effective exercises for building core strength and improving athletic performance. Features include detailed steps, warnings, and warranty information.</p>
	<p>SKLZ Sport Radar Instruction Manual: Speed Measurement for Training</p> <p>Comprehensive instruction manual for the SKLZ Sport Radar, detailing setup, usage, safety, troubleshooting, and performance tips for baseball, softball, soccer, football, tennis, and lacrosse.</p>
	<p>SKLZ Reactive Flash™ Interactive Training Device User Manual and Guide</p> <p>Comprehensive guide to the SKLZ Reactive Flash™ interactive training device, covering setup, operation, game modes, and troubleshooting. Enhance your sports training with this versatile tool.</p>
	<p>SKLZ Speed Gates: Agility Training System User Manual</p> <p>Comprehensive instructions and setup guide for the SKLZ Speed Gates agility training system, designed to enhance speed and athletic performance. Includes assembly, usage, and safety information.</p>
	<p>SKLZ 2024 Assortment: Soccer and Golf Training Equipment</p> <p>Explore the SKLZ 2024 assortment of soccer and golf training equipment. Discover innovative products designed to enhance performance, improve skills, and provide effective training solutions for athletes of all levels.</p>