

Logitech Z130

Logitech Z130 PC Speakers Instruction Manual

Model: Z130 (980-000417)

Brand: Logitech

INTRODUCTION

The Logitech Z130 PC Speakers provide clear stereo sound and strong bass for your music, movies, and games. Designed for easy setup and convenient control, these compact speakers are compatible with various devices including laptops, computers, smartphones, and tablets.

SETUP

Unpacking

Carefully remove all components from the packaging. Ensure you have the two speakers, power supply, and user documentation.



Image: Logitech Z130 PC Speakers and included accessories, showing the two speakers, power adapter, and audio cable.

Connecting the Speakers

1. Connect the power supply to the main speaker (the one with controls) and plug it into a standard 120V AC outlet.
2. Connect the 3.5mm audio input cable from the main speaker to the headphone jack or audio output port of your computer, laptop, smartphone, or tablet.
3. Ensure the speakers are placed on a stable, flat surface, ideally on either side of your monitor for optimal stereo separation.

OPERATING INSTRUCTIONS

Power On/Off and Volume Control

The main speaker features integrated controls for easy access.



Image: Front view of Logitech Z130 PC Speakers, showing the power button and volume knob on the right speaker.

- **Power:** Press the power button (indicated by a circle with a vertical line) on the right speaker to turn the speakers on or off. A green LED light indicates the speakers are powered on.
- **Volume:** Rotate the 'VOL' knob on the right speaker clockwise to increase volume and counter-clockwise to decrease volume.

Headphone Usage

A headphone jack is conveniently located on the front of the right speaker.



Image: Close-up of the right Logitech Z130 PC Speaker, highlighting the headphone jack, power button, and volume knob.

- Plug your headphones into the 3.5mm headphone jack. Audio will automatically switch from the speakers to your headphones.
- Unplug your headphones to resume audio playback through the speakers.

KEY FEATURES

- **Stereo Sound:** Five watts of total power deliver clear and strong stereo sound.
- **Handy Controls:** Easy-to-use volume and power controls are conveniently located on the right speaker.
- **Headphone Jack:** Integrated 3.5mm headphone jack for private listening.
- **Easy Set-Up:** Simple plug-and-play connectivity with a standard 3.5mm audio cable.
- **Compact Design:** Low-profile design ideal for desks with limited space.

MAINTENANCE

Cleaning

To clean the speakers, use a soft, dry cloth. Do not use liquid cleaners or aerosol sprays, as they may damage the finish or internal components.

Storage

When not in use for extended periods, store the speakers in a cool, dry place away from direct sunlight and extreme temperatures.

TROUBLESHOOTING

If you experience issues with your Logitech Z130 PC Speakers, please refer to the official user manual for detailed troubleshooting steps. A PDF version of the user manual is available for download from the official Logitech support website or the product's Amazon page.

Common issues and solutions may include:

- **No Sound:** Ensure the speakers are powered on (green LED visible), volume is turned up, and the 3.5mm audio cable is securely connected to both the speaker and the audio source. Check your computer's audio settings to ensure the correct output device is selected and not muted.
- **Distorted Sound:** Reduce the volume on both the speakers and your audio source. Ensure the audio cable is not damaged and is fully inserted.
- **One Speaker Not Working:** Check the cable connecting the two speakers to ensure it is securely attached.

SPECIFICATIONS

Feature	Detail
Brand	Logitech
Model Name	Z130 Compact Speakers
Item Model Number	980-000417
Speaker Type	Multimedia
Audio Output Mode	Stereo
Speaker Maximum Output Power	5 Watts
Connectivity Technology	Wired (3.5mm audio input)
Input Voltage	120 Volts
Product Dimensions	5.87"D x 8.94"W x 5"H
Item Weight	1.29 pounds (585 Grams)
Color	Black
Included Components	Power Supply, User Documentation

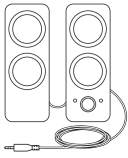


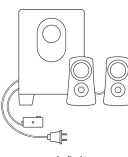
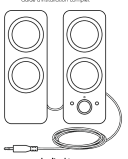
WARRANTY INFORMATION

The Logitech Z130 PC Speakers come with a Limited Warranty. For specific terms and conditions, please refer to the user documentation included with your product or visit the official Logitech support website.

SUPPORT AND RESOURCES

For further assistance, detailed troubleshooting, or to download the full user manual, please visit the official Logitech support website.

Official User Manual (PDF): [Download PDF](#)

<p>Z200 STEREO SPEAKERS HAUT-PARLEURS STÉRÉO Z200 Complete Setup Guide Guide d'installation complet</p>  <p>logitech</p>	<p>Logitech Z200 Stereo Speakers: Complete Setup Guide</p> <p>A comprehensive guide to setting up and operating the Logitech Z200 stereo speaker system, including connection instructions and volume/tone adjustments.</p>
<p>Z150 CLEAR STEREO SOUND Complete Setup Guide Guide d'installation complet</p>  <p>logitech</p>	<p>Logitech Z150 Clear Stereo Sound Speakers Setup Guide</p> <p>A comprehensive setup guide for the Logitech Z150 Clear Stereo Sound speakers, detailing how to connect and operate the device. Includes product identification, connection steps, and volume adjustment instructions.</p>
<p>Z606 Setup Guide Guide d'installation</p>  <p>logitech</p>	<p>Logitech Z606 5.1 Surround Sound Speaker System Setup Guide</p> <p>A comprehensive setup guide for the Logitech Z606 5.1-channel speaker system, detailing unboxing, system setup, speaker placement, and remote control functions.</p>
 <p>Setup Installation Installation</p> <p>Logitech X-530</p>	<p>Logitech X-530 Speaker System Setup and Installation Guide</p> <p>Comprehensive guide for setting up, installing, operating, and understanding the specifications and warranty for the Logitech X-530 speaker system. Includes safety information and connection details for PC and game consoles.</p>
<p>Z313 SPEAKER SYSTEM WITH SUBWOOFER Complete Setup Guide 完整设置指南</p>  <p>logitech</p>	<p>Logitech Z313 Speaker System with Subwoofer: Complete Setup Guide</p> <p>A comprehensive guide to setting up and using the Logitech Z313 2.1 speaker system with subwoofer. Includes instructions for connecting speakers and headphones, and adjusting volume.</p>
<p>Z207 BLUETOOTH® COMPUTER SPEAKERS HAUT-PARLEURS Z207 BLUETOOTH® POUR ORDINATEUR Complete Setup Guide Guide d'installation complet</p>  <p>logitech</p>	<p>Logitech Z207 Bluetooth Computer Speakers: Complete Setup Guide</p> <p>This guide provides setup instructions for the Logitech Z207 Bluetooth computer speakers, covering connection, Bluetooth pairing, and volume adjustment.</p>