

WEN 2305

WEN 2305 Rotary Tool Kit with Flex Shaft User Manual

1. INTRODUCTION

This manual provides essential information for the safe and effective operation, maintenance, and troubleshooting of your WEN 2305 Rotary Tool Kit with Flex Shaft. Please read this manual thoroughly before initial use and retain it for future reference.

2. SAFETY INFORMATION

Always wear appropriate personal protective equipment, including safety glasses and a dust mask, when operating the rotary tool. Ensure the workpiece is securely clamped. Disconnect the tool from the power source before changing accessories or performing maintenance. Keep hands and loose clothing away from rotating parts. Do not operate the tool in damp or wet conditions.

3. PACKAGE CONTENTS

Your WEN 2305 Rotary Tool Kit includes the following items:

- WEN 2305 Rotary Tool
- Flexible Shaft Attachment
- 80-Piece Accessory Set (including various bits, sanding discs, polishing pads, mandrels, and more)
- Bit Changing Spanner Wrench
- Storage Case



Image: The WEN 2305 Rotary Tool Kit, including the main tool, flexible shaft, and various accessories, stored within its black carrying case.

4. SETUP

4.1 Attaching Accessories

1. Ensure the rotary tool is unplugged.
2. Press and hold the spindle lock button located on the tool's head.
3. Unscrew the collet nut.
4. Insert the desired accessory shank into the collet. Ensure the shank is fully seated.
5. Tighten the collet nut securely using the provided spanner wrench while holding the spindle lock button.

4.2 Attaching the Flexible Shaft

1. Ensure the rotary tool is unplugged.
2. Unscrew the collet nut and remove any installed accessory from the main tool.
3. Insert the flexible shaft's drive end into the collet of the main rotary tool.
4. Tighten the collet nut securely.
5. Attach the desired accessory to the handpiece of the flexible shaft following the same procedure as for the

main tool.




Image: The flexible shaft attachment provides enhanced control for detailed tasks.

5. OPERATING INSTRUCTIONS

5.1 Power and Speed Control

Plug the tool into a standard 120V, 60Hz AC outlet. The WEN 2305 features variable speed control, ranging from 8,000 to 30,000 RPM. Adjust the speed using the dial located on the tool body to match the requirements of your task and material. Lower speeds are generally suitable for polishing and delicate work, while higher speeds are for cutting and grinding.

5.2 Applications

The WEN 2305 Rotary Tool is versatile and can be used for a variety of tasks:

- **Cutting:** Use cut-off wheels for slicing through various materials.
- **Sanding:** Utilize sanding bands and discs for smoothing surfaces and shaping.
- **Polishing:** Apply polishing pads and compounds to achieve a high-gloss finish.
- **Shaping & Grinding:** Employ grinding stones for material removal and contouring.
- **Drilling:** Use drill bits for creating small holes.
- **Deburring:** Remove sharp edges or excess material after cutting or grinding.
- **Engraving:** Use specialized bits for detailed engraving on various surfaces.



Image: The rotary tool being used for polishing a brass instrument, demonstrating its precision capabilities.



Image: A selection of grinding stones from the 80-piece accessory set.



Image: Various sanding bands included in the accessory kit for smoothing and shaping.

Your browser does not support the video tag.

Video: An official demonstration of the WEN 2305 Rotary Tool Kit with Flex Shaft, showcasing its use for engraving on glass.

6. MAINTENANCE

Regular cleaning of the tool and its accessories is recommended to ensure optimal performance and longevity. Remove dust and debris from the ventilation slots. Store the tool and accessories in the provided case in a dry, clean environment. Periodically inspect the power cord for any damage.

7. TROUBLESHOOTING

- **Tool does not start:** Ensure the tool is properly plugged into a functioning power outlet and the power switch is in the 'ON' position.
- **Excessive vibration:** Check that the accessory is correctly installed and securely tightened in the collet. Ensure the accessory is not bent or damaged.
- **Reduced performance:** The accessory may be dull or worn and needs replacement. Ensure the correct speed setting is selected for the task.







8. SPECIFICATIONS

Specification	Value
Brand	WEN
Model Number	2305
Voltage	120 Volts
Power Source	Corded Electric
Maximum Rotational Speed	30000 RPM
Minimum Speed	8000 RPM
Item Weight	3.6 Pounds
Item Dimensions (L x W x H)	7 x 11.5 x 3.8 inches
Included Components	80 piece accessory set, flexible shaft
Special Feature	Variable Speed

9. WARRANTY AND SUPPORT

The WEN 2305 Rotary Tool Kit is backed by a 1-year limited warranty. For warranty claims, technical assistance, or to inquire about replacement parts, please contact WEN customer support. Refer to the product packaging or the official WEN website for current contact information.

Related Documents - 2305

 <p>WEN MODEL 23101 ROTARY TOOL & ACCESSORIES KIT Instruction Manual</p> <p>READ SAFETY CONTACT INFO</p> <p>1-800-451-1188 (in CA 1-800-999-2311) www.wenproducts.com</p> <p>WEN® and the WEN logo are registered trademarks of WEN Products, Inc. All other trademarks are the property of their respective owners. ©2015 WEN Products, Inc.</p>	<p>WEN Model 23101 Rotary Tool & Accessories Kit: Instruction Manual</p> <p>Comprehensive instruction manual for the WEN Model 23101 Rotary Tool & Accessories Kit, covering safety, operation, maintenance, specifications, and warranty information. Includes detailed guidance on tool usage and accessory compatibility.</p>
 <p>WEN MODEL MSA1621 SCROLL SAW STAND Instruction Manual</p> <p>READ SAFETY CONTACT INFO</p> <p>1-800-451-1188 (in CA 1-800-999-2311) www.wenproducts.com</p> <p>WEN® and the WEN logo are registered trademarks of WEN Products, Inc. All other trademarks are the property of their respective owners. ©2015 WEN Products, Inc.</p>	<p>WEN MSA1621 Scroll Saw Stand: Assembly, Safety, and Operation Manual</p> <p>Comprehensive instruction manual for the WEN MSA1621 Scroll Saw Stand, covering safety guidelines, unpacking, assembly instructions, mounting procedures, parts list, and warranty information. Designed for woodworking enthusiasts.</p>
 <p>WEN MODEL 56250i 2500W PORTABLE INVERTER GENERATOR Instruction Manual</p> <p>READ SAFETY CONTACT INFO</p> <p>1-800-451-1188 (in CA 1-800-999-2311) www.wenproducts.com</p> <p>WEN® and the WEN logo are registered trademarks of WEN Products, Inc. All other trademarks are the property of their respective owners. ©2015 WEN Products, Inc.</p>	<p>WEN 56250i 2500W Portable Inverter Generator Instruction Manual</p> <p>Comprehensive instruction manual for the WEN 56250i 2500-Watt Portable Inverter Generator. Learn about safety, preparation, operation, maintenance, and troubleshooting for your WEN generator.</p>
 <p>WEN MODEL 20205 20V 5Ah LI-ION BATTERY Instruction Manual</p> <p>READ SAFETY CONTACT INFO</p> <p>1-800-451-1188 (in CA 1-800-999-2311) www.wenproducts.com</p> <p>WEN® and the WEN logo are registered trademarks of WEN Products, Inc. All other trademarks are the property of their respective owners. ©2015 WEN Products, Inc.</p>	<p>WEN 20V 5Ah Lithium-Ion Battery Instruction Manual</p> <p>Official instruction manual for the WEN 20V 5Ah Lithium-Ion Battery (Model 20205), covering safety, operation, maintenance, and warranty information. Learn how to safely charge, use, and care for your WEN battery.</p>
 <p>WEN MODEL GN5602X 5600W ELECTRIC START PORTABLE GENERATOR Instruction Manual</p> <p>READ SAFETY CONTACT INFO</p> <p>1-800-451-1188 (in CA 1-800-999-2311) www.wenproducts.com</p> <p>WEN® and the WEN logo are registered trademarks of WEN Products, Inc. All other trademarks are the property of their respective owners. ©2015 WEN Products, Inc.</p>	<p>WEN GN5602X 5600W Portable Generator Instruction Manual</p> <p>Comprehensive instruction manual for the WEN GN5602X 5600W Portable Generator, covering safety, operation, maintenance, and specifications. Learn how to safely set up, use, and maintain your WEN generator for reliable power.</p>
 <p>WEN MODEL 56250iX 2500W PORTABLE INVERTER GENERATOR Instruction Manual</p> <p>READ SAFETY CONTACT INFO</p> <p>1-800-451-1188 (in CA 1-800-999-2311) www.wenproducts.com</p> <p>WEN® and the WEN logo are registered trademarks of WEN Products, Inc. All other trademarks are the property of their respective owners. ©2015 WEN Products, Inc.</p>	<p>WEN 56250iX 2500W Portable Inverter Generator Instruction Manual</p> <p>This instruction manual provides essential safety information, setup procedures, operating guidelines, and maintenance schedules for the WEN 56250iX 2500W Portable Inverter Generator. Learn how to safely operate and maintain your WEN generator for reliable power.</p>