

[Manuals.plus](#) /

> [LELO](#) /

> LELO Mona 2 G-Spot Vibrator User Manual

## LELO MONA 2

# LELO Mona 2 G-Spot Vibrator User Manual

Model: MONA 2 | Brand: LELO

## INTRODUCTION

---

The LELO Mona 2 is a premium G-spot vibrator designed for targeted pleasure. Crafted with body-safe silicone, its curved shape is engineered to fit the anatomy for both internal and external stimulation. This device offers six distinct intensity modes, providing a range of sensations from gentle murmurs to powerful pulses. It is fully waterproof, making it suitable for use in the bath or shower, and is conveniently USB-rechargeable for long-lasting enjoyment.

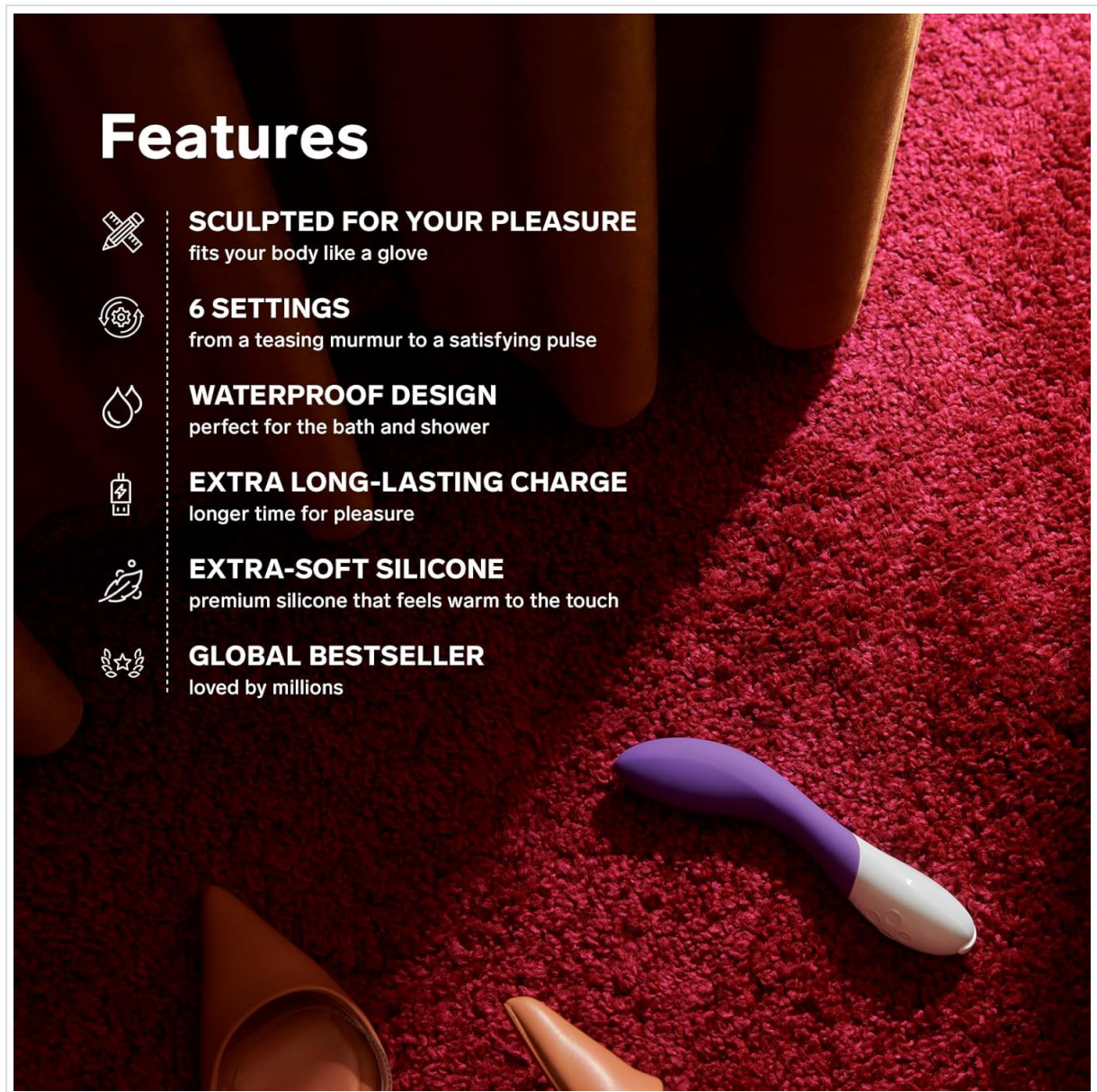


*Image: The LELO Mona 2 G-Spot Vibrator, highlighting its ergonomic design and premium packaging.*

## KEY FEATURES

- **Curved Design:** Ergonomically shaped with a diameter of 37 mm (1.5 in) and an insertable length of 110 mm (4.3 in) for precise G-spot stimulation.
- **6 Intensity Modes:** Offers a variety of vibration patterns and intensities to customize your experience.
- **Discreet Operation:** Delivers intense yet whisper-quiet vibrations.
- **High-Quality Silicone:** Made from smooth, body-safe silicone for a realistic sensation and durability, meeting ISO 3533 International Safety Standards.
- **Waterproof & USB Rechargeable:** IPX7 certified, allowing for full submersion in water for cleaning

or use in wet environments. Features a USB-rechargeable battery for convenience.



*Image: Visual representation of the Mona 2's core features.*

## SETUP

---

### Initial Charging

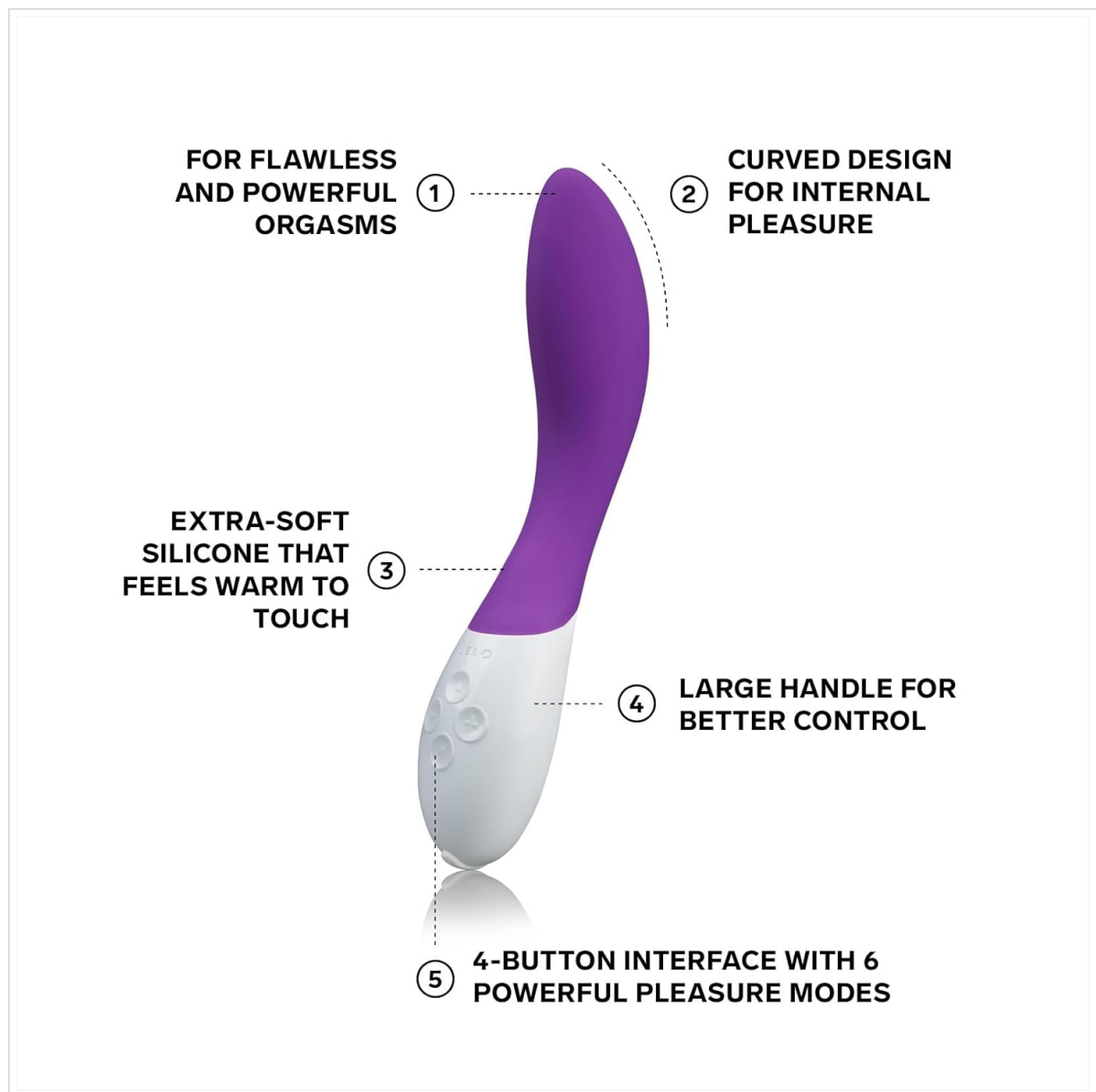
Before first use, fully charge your LELO Mona 2 for 2 hours. The device is USB-rechargeable; connect the provided USB cable to the charging port located at the base of the device and plug the other end into a USB power source.

### Preparation for Use

Ensure the device is clean before each use. Apply a water-based lubricant to the device for comfortable use. LELO recommends using their personal moisturizer.

## OPERATING INSTRUCTIONS

---



*Image: The Mona 2's control panel and ergonomic shape.*

1. **To Turn On:** Press and hold the right button (power button). The LED lights will blink to indicate the battery level.
2. **To Switch Between Modes:** Press the up and down buttons (arrow buttons) to cycle through the 6 pleasure settings.
3. **To Decrease or Increase Intensity:** Use the left or right buttons (+/- buttons) to adjust the vibration intensity within the selected mode.
4. **To Turn Off:** Press and hold the left button (power button).

# How to use

## **BEFORE FIRST USE**

charge your device for 2 hours

## **TO TURN IT ON**

press and hold the right button

## **THE LED LIGHTS WILL BLINK**

to indicate the battery level

## **TO SWITCH BETWEEN 6 PLEASURE SETTINGS**

press the up and down button

## **TO DECREASE OR INCREASE THE INTENSITY**

use the right or the left button

## **TO TURN IT OFF**

press and hold the left button



*Image: Step-by-step guide for operating the Mona 2.*

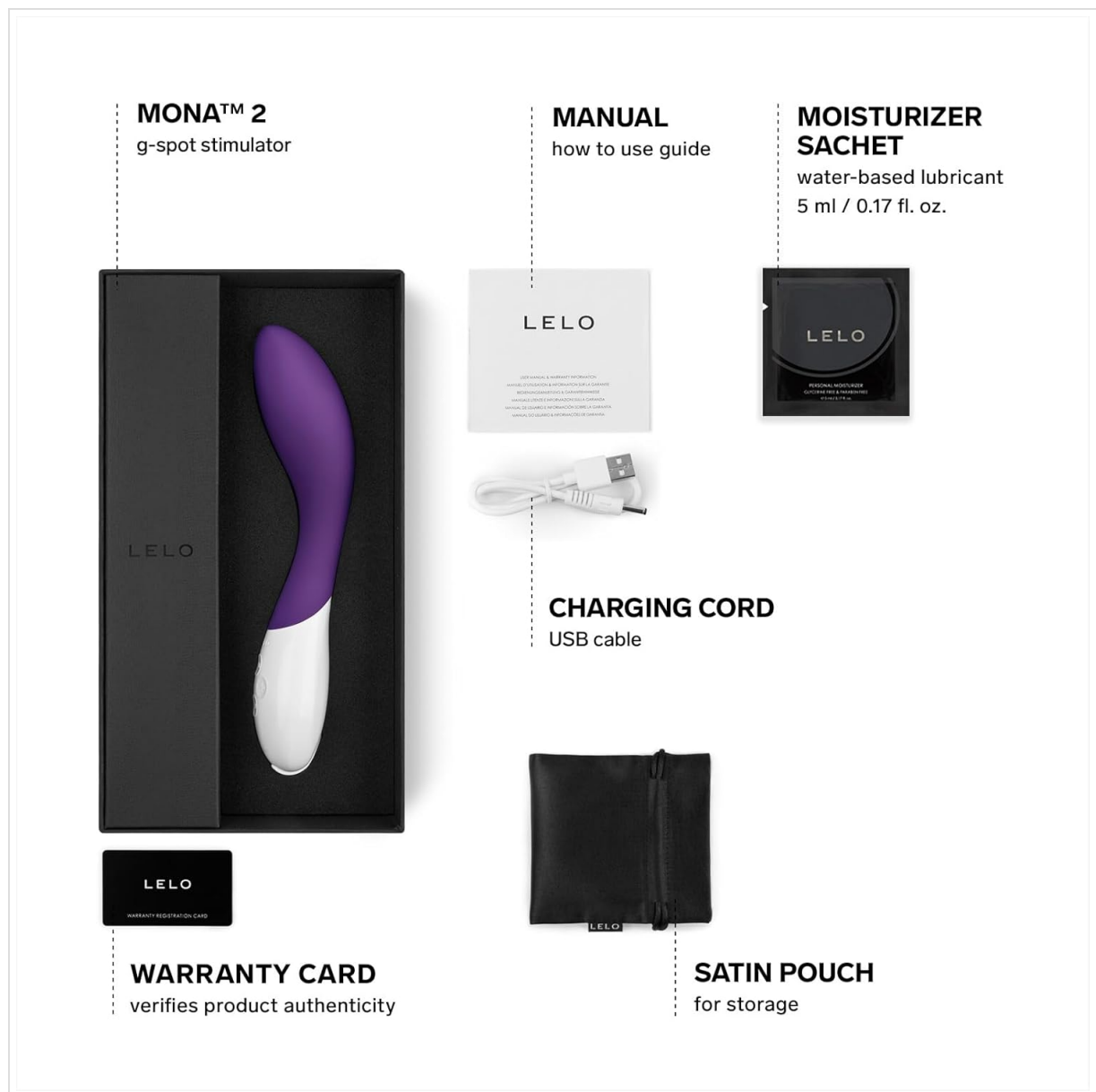
## **MAINTENANCE**

### **Cleaning**

Clean the LELO Mona 2 before and after each use. Wash with soap and warm water or a specialized toy cleaner. The device is fully waterproof (IPX7 certified), allowing for easy cleaning under running water.

### **Storage**

Store the device in a clean, dry place. The product typically comes with a satin pouch for discreet storage.



*Image: The Mona 2 package contents, including the storage pouch.*

## TROUBLESHOOTING

### Device Not Turning On

- Ensure the device is fully charged. Connect it to the USB charger for at least 2 hours.
- Verify that the charging cable is securely connected to both the device and the power source.

### Weak Vibrations

- The battery may be low. Recharge the device fully.
- Increase the intensity using the '+' button on the control panel.

If issues persist, please refer to the warranty and support information.

## SPECIFICATIONS

<b>Brand</b>	LELO
--------------	------

<b>Model Name</b>	MONA 2
<b>Item Model Number</b>	7625
<b>Color</b>	Purple
<b>Material</b>	Acrylonitrile Butadiene Styrene (ABS), Silicone
<b>Product Dimensions</b>	8.66 x 2.01 x 1.3 inches
<b>Item Weight</b>	4.59 ounces
<b>Batteries</b>	1 Lithium Polymer batteries required (included)
<b>Waterproof Rating</b>	IPX7 Certified

## WARRANTY AND SUPPORT

---

### Warranty Information

The LELO Mona 2 comes with a **1-year warranty**. Additionally, LELO offers a **10-year quality guarantee**. To activate your extended warranty and protect your device, register your product within 30 days of purchase on the official LELO website.

### Customer Support

For any questions, technical assistance, or warranty claims, please visit the official LELO website or contact their customer support directly. Contact information can typically be found on the warranty card included in your product packaging.

*Note: Must be over 18 to purchase and use this product.*