Manuals+
Q & A | Deep Search | Upload

Schneider Electric VCF2

Schneider Electric VCF2 25 Amp Switch Kit User Manual

Model: VCF2

Introduction

This manual provides essential instructions for the safe installation, operation, and maintenance of the Schneider Electric VCF2 25 Amp Switch Kit. Please read this manual thoroughly before proceeding with any installation or operation to ensure proper function and safety.

Safety Information

WARNING: Electrical shock hazard. Installation and servicing must be performed by qualified personnel only. Disconnect power before working on or near the switch. Failure to follow these instructions can result in death or serious injury.

- Always follow local and national electrical codes.
- Ensure proper grounding.
- Do not operate the switch if it appears damaged.
- Use appropriate personal protective equipment (PPE).

Setup and Installation

The VCF2 switch kit is designed for 4-hole panel mounting. Ensure the mounting surface is stable and provides adequate clearance for wiring and operation.

Mounting Instructions:

1. Prepare the panel with four appropriately spaced holes for mounting the switch. Refer to the product's technical drawings for exact dimensions.
2. Position the switch kit on the panel, aligning the mounting holes.
3. Secure the switch using suitable fasteners (not included) through the four mounting holes. Ensure the switch is firmly attached to prevent movement during operation.

Wiring Instructions:

The VCF2 is a 25 Amp, 690 Volt, 3-way circuit switch with Normally Open (NO) contacts and Spaten terminals. All wiring must comply with applicable electrical codes.

- Identify the input and output terminals. The switch features Spaten terminals for secure connections.

- Connect the power supply conductors to the designated input terminals.
- Connect the load conductors to the designated output terminals.
- Ensure all connections are tight and secure to prevent loose contacts and overheating.
- Verify the circuit type (3-way) and contact configuration (Normally Open) before energizing the system.

Figure 1: The Schneider Electric VCF2 25 Amp Switch Kit. This image shows the main body of the switch with its three white contact blocks, the black base, and the prominent red and yellow rotary operator. The yellow faceplate indicates the ON/OFF positions with an arrow, and the red handle is in the 'OFF' position. The switch is designed for panel mounting.

Operating Instructions

The VCF2 switch operates with a rotary actuator, providing clear ON-OFF functionality.

1. **To turn ON:** Rotate the red/yellow handle clockwise from the 'OFF' position to the 'ON' position. The indicator on the yellow faceplate will align with the 'ON' symbol.
2. **To turn OFF:** Rotate the red/yellow handle counter-clockwise from the 'ON' position to the 'OFF' position. The indicator on the yellow faceplate will align with the 'OFF' symbol.

The red/yellow operator provides high visibility for quick identification of the switch status.

Maintenance

The Schneider Electric VCF2 switch is designed for durability and requires minimal maintenance. However, periodic inspection is recommended to ensure continued safe and reliable operation.

- **Visual Inspection:** Regularly check the switch for any signs of physical damage, discoloration, or loose connections.
- **Cleaning:** If necessary, clean the exterior of the switch with a dry, lint-free cloth. Do not use abrasive cleaners or solvents.
- **Connection Check:** Periodically verify that all wiring connections remain tight and secure.
- **Functionality Test:** Test the ON-OFF operation of the switch to ensure smooth movement and proper contact engagement.

IMPORTANT: Always disconnect power before performing any maintenance or inspection.

Troubleshooting

If you encounter issues with your VCF2 switch, consider the following common troubleshooting steps:

Problem	Possible Cause	Solution
Switch does not operate (no power to load)	• No power supply • Loose wiring connection • Internal damage to switch	• Check upstream circuit breaker/fuse. • Verify all wiring connections are secure. • If switch is damaged, replace it.
Handle is stiff or difficult to turn	• Accumulation of dirt/debris • Mechanical obstruction	• Clean the switch exterior. • Ensure no external objects are impeding handle movement.

For issues not resolved by these steps, contact a qualified electrician or Schneider Electric customer support.

Specifications

Feature	Detail
Brand	Schneider Electric
Model Number	VCF2
Current Rating	25 Amps
Operating Voltage	690 Volts
Operation Mode	ON-OFF
Contact Type	Normally Open

Feature	Detail
Circuit Type	3-way
Actuator Type	Rotary
Terminal Type	Spaten
Mounting	4-Hole Panel Mounting
Product Dimensions (L x W x H)	4.84 x 3.35 x 3.15 inches
Item Weight	7.51 ounces

Warranty and Support

For information regarding product warranty, technical support, or service, please visit the official Schneider Electric website or contact their customer service department. Keep your purchase receipt for warranty claims.
Official Website: www.se.com

© 2023 Schneider Electric. All rights reserved.

Related Documents - VCF2

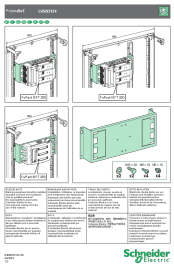	Schneider Electric PrismaSeT LVS03124 FuPact ISFT 250 Installation Guide This document provides installation instructions for the Schneider Electric PrismaSeT LVS03124 with FuPact ISFT 250, detailing horizontal mounting and fixed configurations. It includes necessary hardware specifications and assembly steps.
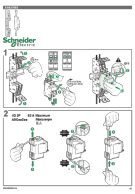	Schneider Electric A9A27003 Mounting Plate Installation Guide Detailed instructions for installing the Schneider Electric A9A27003 mounting plate accessory for circuit breakers. Includes steps for DIN rail mounting, assembly, and surface installation, with torque values and dimensions. Compliant with installation regulations.
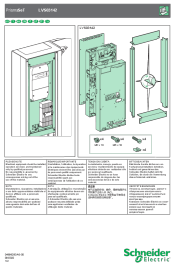	Schneider Electric PrismaSeT LVS03142 Installation Guide Comprehensive installation guide for the Schneider Electric PrismaSeT LVS03142, detailing assembly steps, compatible models, and essential safety information for electrical equipment installation.

	[Schneider Electric TeSys Power Deca Motor Protection Frame 4 Direct Mounted Rotary Handle Installation and Operation] Comprehensive guide for installing and operating the Schneider Electric TeSys Power Deca Motor Protection Frame 4 direct mounted rotary handle, including safety warnings, dimensions, and operational procedures.
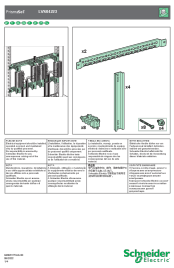	[Schneider Electric PrismaSeT LVS04223 Installation Guide] Detailed installation instructions for the Schneider Electric PrismaSeT LVS04223 modular electrical enclosure system. Covers safety, assembly steps, component mounting, and final configuration for qualified personnel.
	[PrismaSeT G LVS08866 Installation Guide - Schneider Electric] Installation guide for Schneider Electric PrismaSeT G LVS08866 components, detailing assembly steps for electrical enclosures. Includes safety notes and product compatibility information.

Documents - Schneider Electric – VCF2

[pdf] Specifications Guide Decleration of Conformity

DIA1ED1080304EN indd Tesys Guide schneider electric files p Doc Ref guide RSA File Ext

TeSys Advanced Up to 32 A Up to 38 A Up to 65 A Up to 800 A Protection function Short-circuit C ... 5 VCCF6 VCDN12 VCDN20 VCD02 VCD01 VCD0 VCD1 VCD2 4 screw fixing VCF02 VCF01 VCF0 VCF1 **VCF2** VCF3 VCF4 VCF5 VCF6 Thermal current Ith A Fuse type 1 pole Fuse carrier 2 poles 3 p...

lang:en score:35 filesize: 2.03 M page_count: 10 document date: 2012-02-28

[pdf] Guide

Preventa machine safety guide offer products OEM DIA4ED2041204EN Schneider Electric www2 schneider electric 80 documents original equipment manufacturers

The essential guide Preventa machine safety helping you easily select the right product 2010 Why s ... 5 mm IP 20 690 V VCD02 VCD01 VCD0 VCD1 VCD2 60 x 60 4 screws IP 20 690 V VCF02 VCF01 VCF0 VCF1 **VCF2** VCF3 VCF4 Enclosed 90 x 90 4 screws IP 20 690 V VCF5 VCF6 60 x 60 22.5 mm IP 20 69...

lang:en score:27 filesize: 6.17 M page_count: 38 document date: 2010-04-30



[pdf]

Produktový list Hlavní vypínač Schneider Electric VARIO VCF2 40A K V ELEKTRO a s vcf2 kvelektro cz api products 1203604 images O |||

Technick produktov list Parametry **VCF2** TeSys Vario - odpnac VCF-3P - 690 V 40 A uzamykateln cerven rukoje Informace uveden v tto dokumentaci obsahuj obecn popisy a technick parametry vrobk. Tato dokumentace nenahrazuje vyhodnocen vhodnosti nebo spolehlivosti vrobku v uzivatelsk aplikaci a nesm tak...

lang:hr score:26 filesize: 245.52 K page_count: 2 document date: 0000-00-00

[pdf] User Manual Catalog

Schneider Electric Manual Motor Control Switches and Disconnects Mra845 45 MANUAL MOTOR CONTROL SWITCHES stevenengineering 2021 04 |||

Manual Motor Control Switches and Disconnects VarioTM, GS1, GS2, LK4, MD Enclosed, TeSysTM DF Fuseho ... 45 63 63 80 100 125 115 175 Catalog Number VCD02 VCD01 VCD0 VCD1 VCD2 VCF02 VCF01 VCF0 VCF1 **VCF2** VCF3 VCF4 VCF5 VCF6 Weight lbs kg 0.474 0.215 0.474 0.215 0.474 0.215 0.474 0.215 0....

lang:en score:25 filesize: 10.96 M page_count: 52 document date: 2021-04-21

[Schneider Electric TeSys Motor Control and Protection Guide]

Discover the Schneider Electric TeSys range for motor control and protection. This guide covers contactors, circuit-breakers, starters, and complementary components for comprehensive motor management solutions.

lang:en score:25 filesize: 4.62 M page_count: 52 document date: 2013-10-23



Product data sheet
Characteristics

VCF2
TeSys Vario - emergency stop switch disconnector - 40 A - on door

Product availability : Stock - Normally stocked in distribution facility

Main

Range	TeSys
Product name	TeSys VARIO
Device short name	VCF
Product or component type	Emergency stop switch disconnector
Performance level	High performance
Poles description	3P
Contacts type and composition	3 NO
Network type	AC DC
Control type	Rotary handle
Rotary handle mounting style	Direct
Handle colour	Red
Handle front plate colour	Yellow
Suitability for isolation	Yes

Complementary

Rotary handle padlocking	1 to 3 padlocks 0.16...0.31 in (4...8 mm)
Marking	0 - 1
Mounting support	Handle door Switch door
Fixing mode	By 4 screws handle
[Ue] rated operational voltage	690 V AC 50/60 Hz
[Uimp] rated impulse withstand voltage	8 kV
[Ith] conventional free air thermal current	40 A
[Ithe] conventional enclosed thermal current	32 A
[Ie] rated operational current	28 A AC-23 Ue: 400 V
Rated operational power in W	11 kW 690 V AC-3) 15 kW 400...415 V AC-3) 15 kW 690...415 V AC-3) 15 kW 500 V AC-3) 18.5 kW 500 V AC-23A) 5.5 kW 230...240 V AC-3) 7.5 kW 230...240 V AC-23A) 15 kW 440...415 V AC-23A)
Intermittent duty class	30
Making capacity (1 ms)	450 A 400 V AC-21A 450 A 400 V AC-23A 450 A 400 V AC-23A
[Icm] rated short circuit making capacity	1 kA 400 V at break
[Icw] rated short time withstand ms current	480 A 400 V 1 s
Rated conditional short circuit current	10 kA 400 V 50 A aM 10 kA 400 V 50 A gG
Breaking capacity	320 A 400 V AC-21A) 320 A 400 V AC-23A) 320 A 400 V AC-23A)
Device composition	Switch Handle

[pdf] Datasheet Documentation Catalog

TeSys VCF2 Catalogue Retriever Servlet Datasheet Schneider Electric IBS Electronics datasheet octopart 140223047 |||

Product data sheet Characteristics **VCF2** TeSys Vario - emergency stop switch disconnector - 40 A - on door The information provided in this documentation contains general descriptions and/or technical characteristics of the performance of the products contained herein. This documentation is not int...

lang:en score:25 filesize: 129.7 K page_count: 2 document date: 2020-01-07



Product data sheet
Characteristics

VCF2
TeSys Vario - emergency stop switch disconnector - 40 A - on door

Main

Range	TeSys
Product name	TeSys VARIO
Device short name	VCF
Product or component type	Emergency stop switch disconnector
Performance level	High performance
Poles description	3P
Contacts type and composition	3 NO
Network type	AC DC
Control type	Rotary handle
Rotary handle mounting style	Direct
Handle colour	Red
Handle front plate colour	Yellow
Suitability for isolation	Yes

Complementary

Rotary handle padlocking	1 to 3 padlocks 4...8 mm
Marking	0 - 1
Mounting support	Handle mounting on door Switch mounting on door
Fixing mode	By 4 screws for handle
[Ue] rated operational voltage	690 V AC 50/60 Hz
[Uimp] rated impulse withstand voltage	8 kV
[Ith] conventional free air thermal current	40 A
[Ithe] conventional enclosed thermal current	32 A
[Ie] rated operational current	28 A (AC-23) at 400 V
Rated operational power in W	11 kW at 400...415 V (AC-3)

[pdf] Datasheet Documentation

Schneider Electric VCF2 TeSys Vario emergency stop switch disconnector 40 A on door Industry Electronics 136090 industry electronics disclaimer url |||

Product data sheet Characteristics **VCF2** TeSys Vario - emergency stop switch disconnector - 40 A - on door Disclaimer: This documentation is not intended as a substitute for and is not to be used for determining suitability or reliability of these products for specific user applications Main Range...

lang:en score:24 filesize: 109.01 K page_count: 2 document date: 2017-05-20

[pdf] Guide

The Essential Guide of Control PanelSCHNEIDER ELECTRIC distributor Newark Electronicsessential guide control panel minnewark site binaries content assets common storefront s schneider electric essential min |||

The essential guide of Control Panel Helping you easily select the right product 2013 Do you know ... F02 VCD01 VBD01 VCF01 VBF01 VCD0 VBD0 VCF0 VBF0 VCD1 VBD1 VCF1 VBF1 VCD2 VBD2 **VCF2** VBF2 VCF3 VBF3 VCF4 VBF4 VCF5 VCF6 Backplate mounting in ...

lang:en score:24 filesize: 6.96 M page_count: 216 document date: 2024-09-23

[pdf] Guide Decleration of Conformity Catalog

files p enDocType Catalog File Name T8500CT0601FPR4 TeSys Essential Guide 2013 LR Doc Ref schneider electric |||

Le guide essentiel TeSys pour le contrle moteur et la protection une rfrence pratique pour slectionn ... 2 3 5 5 10 10 VCD1 VCF1 VBD1 VBF1 VCCF1 VCCD1 VVE1 25 40 2 3 5 5 10 15 VCD2 **VCF2** VBD2 VBF2 VCCF2 VCCD2 VVE2 45 63 5 7,5 7,5 10 20 30 VCF3 VBF3 VCCF3 VVE3 63 ...

lang:fr score:24 filesize: 2.81 M page_count: 46 document date: 2012-10-26

Schneider Electric Industries

Date: Saturday, May 20, 2023
Object: Schneider Electric RoHS declaration (RoHS: Restriction of Hazardous Substances)
Dear Customer,

Effective July 1st, 2006, the European Directive 2002/95/EC - "Restriction of Hazardous Substances" (RoHS), its recast 2011/65/EU of June 8th, 2011, the Delegated Directive (EU) 2015/863 of March 31st 2015, restricts the use in Europe in certain electrical and/or electronic equipments of lead, mercury, cadmium, hexavalent chromium, polybrominated biphenyls (PBB), polybrominated diphenyl ethers (PBDE) flame retardant, and from July 22nd 2019, Bis(2-ethylhexyl) phthalate (DEHP), Butyl benzyl phthalate (BBP), Dibutyl phthalate (DBP), Diisobutyl phthalate (DIBP).

Schneider Electric decided to make RoHS compliance of its products one of its priorities, even if they do not fall in RoHS scope, and most of Schneider Electric products are RoHS compliant. This stance is fully in line with Schneider Electric environmental policy and EN IEC 63000:2018 standard.

The information below provides the current product status according to regulation in force at the date of publication of this present document. Any future changes, either in product design or in the Directive may change the status reported here. In case the product is inside the legal scope of RoHS, please note that this document is not the CE declaration. To access to the CE declaration, please refer to the Schneider Electric download center. In the context of the sustainable development policy of our Company we continuously work towards products and services which reduce the impact on environment or human health when used for their intended purpose and in conditions stated in the documentation provided by Schneider Electric.
In the following declaration, a "Pro-active compliance" wording means that the product is not an EEE or not in the legal scope of the regulation, but is in line with the substances restrictions and corresponding exemptions.

Shall you need any further information or have specific questions (eg. related to phased out products), our Customer Care Centers will support you. Please Note: You can find more information about Schneider Electric environmental commitment on Green Premium webpage.

Best Regards,

Vanessa MILER-FELS
VP Environment

Global Safety, Environment & Real Estate Senior Vice President
Schneider Electric Industries SAS

Schneider Electric Industries SAS
Postal address / Adresse postale :
Le Hive
38 rue Joseph Monier - CS 30323
F-92506 Rueil-Malmaison Cedex
Phone: +33 (0)4 76 57 60 60
http://www.schneider-electric.com

Legal information / Mentions légales :
Société par actions simplifiée au capital de 696,313,776 euros
804 583 439 ccs Nanterre - code APE : 2710Z
Siret : 804 583 439 01719
n°Intra. TVA : FR 84 804 583 439
Siège Social 35, rue Joseph Monier
F - 92500 Rueil-Malmaison

export_RoHS_20230520_22332833dc148f37-7fb7-419a-8ee4-67d9559bd9ed.pdf - Saturday, May 20, 2023 - Page: 1

[pdf] Decleration of Conformity

RoHS information on commercial references Schneider Electric Project VCF2 TeSys Vario emergency stop switch disconnector 40 A door Global export 20230520 22332833dc148f37 7fb7 419a 8ee4 67d9559bd9ed schneider electric files p Doc Ref ROHS DECLARATION FileName WW en GB |||

Schneider Electric Industries Date: Saturday, May 20, 2023 Object: Schneider Electric RoHS declara ... eet are related to the following version of the RoHS directive: 2011/65/EU Commercial ref. Brand **VCF2** Schneider Electric Range Product description TeSys Vario switchdisconnec to r VCF 3P 690 V 4...

lang:en score:24 filesize: 218.86 K page_count: 3 document date: 2023-05-20

Schneider Electric Industries

Date: Saturday, May 20, 2023
REACh Project
Dear Customer,

Schneider Electric SE and its affiliates (Schneider Electric) have undertaken since 2008 to comply strictly with the Reach regulation N° 1907/2006 for the declaration of Substances of Very High Concern (hereafter referred to as SVHC), authorization (Annex XIV) and restriction (Annex XVII).
As per our commitment under article 33 of the said regulation, you will find attached hereabove information, to the best of our knowledge and as of the date of publication of this information, regarding the presence of SVHC in Schneider Electric products.

This information will evolve over time in function of the improved knowledge resulting from both additional information provided by our suppliers and our own investigations.

Moreover, Schneider Electric has taken into account the judgement of the EU Court of Justice of 10 September 2015 in case C-106/14 and is currently investigating what needs to be done to implement this judgement as soon as possible.

In accordance with its environmental strategy, Schneider Electric and its affiliates have decided to apply REACH regulation on a worldwide basis.

In accordance with the Environment policy of our Company, we continuously work towards products and services which reduce the impact to the environment or on human health when used for their intended purpose and in conditions stated in the documentation provided by Schneider Electric. With this objective, Schneider Electric willingness is to substitute as soon as possible substances of concern with a specific focus on REACH Annex XIV replacement before their sunset date.

At life end, we invite you to follow appropriate waste and recycling procedures. In case the product is inside the legal scope of RoHS, please note that this document is not the CE declaration. To access to the CE declaration, please refer to the Customer Care Centers.

Best Regards,

Vanessa MILER-FELS
VP Environment

Schneider Electric Industries SAS
Postal address / Adresse postale :
35 rue
35 rue Joseph Monier - CS 30123
F-92506 Rueil-Malmaison Cedex
Phone: +33 (0)4 76 57 60 60
http://www.schneider-electric.com

Legal information / Mentions légales :
Société par Actions Simplifiée au capital de 896.313.776 euros
954 503 439 rcs Nanterre - Code APE : 2710Z
Siret : 954 503 439 01779
eTaxes, TVA : FR 84 954 503 439
Siège Social 35, rue Joseph Monier
F - 92506 Rueil-Malmaison

export_REACH_20230520_16254025baf080cc-7d12-416c-9682-113dbb301931.pdf - Saturday, May 20, 2023 - Page: 1

[pdf] Decleration of Conformity

Commercial references informations on the REACh regulation Schneider Electric Project VCF2 TeSys Vario emergency stop switch disconnector 40 A door Global export REACH 20230520 16254025baf080cc 7d12 416c 9682 113dbb301931 schneider electric files p enDocType Declaration of Conformity Sustainability Doc Ref DECLARATION FileName WW en GB |||

Schneider Electric Industries Date: Saturday, May 20, 2023 REACh Project Dear Customer, Schneide ... ary 2023 candidate list Commercial ref. : Range : Brand : Product description : SCIP ID : **VCF2** TeSys Vario Schneider Electric switchdisconnec to r VCF 3P 690 V 40 A padlockable red handle...

lang:en score:23 filesize: 196.12 K page_count: 2 document date: 2023-05-20



Product data sheet
Characteristics

VCF2
TeSys Vario - emergency stop switch disconnector - 40 A - on door

Green Premium

Main

Range	TeSys
Product name	TeSys VARIO
Device short name	VCF
Product or component type	Emergency stop switch disconnector
Performance level	High performance
Poles description	3P
Contacts type and composition	3 NO
Network type	AC DC
Control type	Rotary handle
Rotary handle mounting style	Direct
Handle colour	Red
Handle front plate colour	Yellow
Rotary handle padlocking	1 to 3 padlocks 4...8 mm

Complementary

Marking	0 - 1
Mounting support	Switch mounting on door Handle mounting on door
Fixing mode	By 4 screws for handle
[Ue] rated operational voltage	690 V AC 50/60 Hz
[Uimp] rated impulse withstand voltage	8 kV
[Ith] conventional free air thermal current	40 A
[Ithe] conventional enclosed thermal current	32 A
[Ie] rated operational current	25 A (AC-23) at 400 V
Rated operational power in W	15 kW 400...415 V (AC-23A) 5.5 kW 220...240 V (AC-23A) 5.5 kW 220...240 V (AC-3) 18.5 kW 500 V (AC-23A) 15 kW 500 V (AC-3) 11 kW 400...415 V (AC-3) 15 kW 660 V (AC-23A) 11 kW 660 V (AC-3)
Intermittent duty class	30
Making capacity (1 Pole)	400 A 400 V (AC-23A) 400 A 400 V (AC-23A) 400 A 400 V (AC-23A)
[Icm] rated short-circuit making capacity	1 kA 400 V at peak
[Icw] rated short-time withstand Rms current	480 A 400 V during 1 s
Rated conditional short-circuit current	10 kA 400 V - associated fuse 50 A gG 10 kA 400 V - associated fuse 50 A aM
Breaking capacity	320 A 400 V AC-23A 320 A 400 V AC-23A 320 A 400 V AC-23 A
Device composition	Handle Switch

Product data sheet 1

[pdf] Datasheet Documentation

Data Sheet VCF2 Square D Open sqd vcf2 dat pim galco Manufacturer TechDocument |||

Product data sheet Characteristics **VCF2** TeSys Vario - emergency stop switch disconnector - 40 A - on door The information provided in this documentation contains general descriptions and/or technical characteristics of the performance of the products contained herein. This documentation is not int...

lang:en score:23 filesize: 72.49 K page_count: 2 document date: 0000-00-00



Product datasheet
Characteristics

VCF2

Green Premium

Main

Range	TeSys
Product name	TeSys VARIO
Device short name	VCF
Product or component type	Emergency stop switch disconnector
Performance level	High performance
Poles description	3P
Contacts type and composition	3 NO
Network type	AC DC
Control type	Rotary handle
Rotary handle mounting style	Direct
Handle colour	Red
Handle front plate colour	Yellow
Suitability for isolation	Yes

Complementary

Rotary handle padlocking	1 to 3 padlocks 0.16...0.31 in (4...8 mm)
Marking	0 - 1
Mounting support	Handle mounting on door Switch mounting on door
Fixing mode	By 4 screws handle
System Voltage	690 V AC 50/60 Hz
[Uimp] rated impulse withstand voltage	8 kV
[Ith] conventional free air thermal current	40 A
[Ithe] conventional enclosed thermal current	32 A
[Ie] rated operational current	20 A (AC-23) at 400 V
Rated operational power in W	11 kW at 400...415 V (AC-3) 11 kW at 500 V (AC-3) 15 kW at 500 V (AC-3) 15 kW at 660 V (AC-3) 18.5 kW at 500 V (AC-23A) 5.5 kW at 230...240 V (AC-3) 7.5 kW at 200...240 V (AC-23A) 15 kW at 400...415 V (AC-23A)
Intermittent duty class	30
Making capacity	400 A at 400 V (AC-21A) 400 A at 400 V (AC-23A) 400 A at 400 V (AC-23A)
[Icm] rated short-circuit making capacity	1 kA at 690 V at peak
[Icw] rated short-time withstand current	480 A at 400 V during 1 s
Rated conditional short-circuit current	10 kA at 400 V - associated fuse 50 A aM 10 kA at 400 V - associated fuse 50 A gG
Breaking capacity	320 A at 400 V AC-21A 320 A at 400 V AC-22A 320 A at 400 V AC-23A
Device composition	Handle Switch
Mechanical durability	100000 cycles
Electrical durability	30000 cycles DC-1...9 100000 cycles AC-21
Connections - terminals	Power circuit: screw clamp terminals cable 0.51 mm² (6 mm²) - cable stiffness: flexible

Schneider Electric 1 / 2

[pdf] Specifications Datasheet Documentation

Untitled Specification Sheet Square D Schneider Electric VCF2 Vario™ Red Yellow 4 Hole 25A Loadbreak Switches Graybar Store f22367fd2cc6f34e85ab2448aff02c2939fe9d3e images salsify image upload s AxENw06F |||

Product datasheet Characteristics **VCF2** The information provided in this documentation contains general descriptions and/or technical characteristics of the performance of the products contained herein. This documentation is not intended as a substitute for and is not to be used for determining sui...

lang:en score:23 filesize: 142.44 K page_count: 2 document date: 2020-03-07

[pdf] Guide Decleration of Conformity Catalog

DIA5ED2170101EN v7 web schneider electric files p enDocType Catalog File Name Doc Ref Automation and Control Guide

Automation and Control Your Guide January 2017 Access our catalogs in just 3 clicks Digi-Cat ava ... D1 VCCF1 VCCD2 VCCF2 6 VCD02 VCD01 VCD0 VCD1 VCD2 4 screw fixing VCF02 VCF01 VCF0 VCF1 **VCF2** Thermal current Ith A 12 20 25 32 40 TeSys Vario for high performance applications 7 ...

lang:en score:23 filesize: 15.41 M page_count: 72 document date: 2017-03-02

[pdf] Decleration of Conformity

Commercial references informations on the REACh regulation Schneider Electric Project VCF2 TeSys VCF inter sectionneur 3P 690V 40A poignée rouge cadenassable Professionnels France export REACH 20230520 14151415e3fa5fc3 d56f 4ab1 a710 b638fdda3181 schneider electric files p enDocType Declaration of Conformity Sustainability Doc Ref DECLARATION FileName FR fr |||

Schneider Electric Industries Date: Saturday, May 20, 2023 REACh Project Dear Customer, Schneide ... ary 2023 candidate list Commercial ref. : Range : Brand : Product description : SCIP ID : **VCF2** TeSys Vario Schneider Electric switchdisconnec to r VCF 3P 690 V 40 A padlockable red handle...

lang:en score:23 filesize: 195.46 K page_count: 2 document date: 2023-05-20

[pdf] Decleration of Conformity

Commercial references informations on the REACh regulation Schneider Electric Project VCF2 TeSys VCF inter sectionneur 3P 690V 40A poignée rouge cadenassable Professionnels France export REACH 20230520 10495849bec87198 bb2b 4552 aa6a 0313d49fbc1b schneider electric files p enDocType Declaration of Conformity Sustainability Doc Ref DECLARATION FileName FR fr |||

Schneider Electric Industries Date: Saturday, May 20, 2023 REACh Project Dear Customer, Schneide ... ary 2023 candidate list Commercial ref. : Range : Brand : Product description : SCIP ID : **VCF2** TeSys Vario Schneider Electric switchdisconnec to r VCF 3P 690 V 40 A padlockable red handle...

lang:en score:23 filesize: 196.09 K page_count: 2 document date: 2023-05-20

Schneider Electric Industries

Date : samedi 20 mai 2023
Objet: Déclaration RoHS (RoHS: Restriction des substances dangereuses)

Cher client,

La directive européenne RoHS 2002/95/EC – « Restriction of Hazardous Substances" (RoHS) effective depuis le 1er Juillet 2006, son amendement 2011/65/EU du 8 Juin 2011, la Directive déléguée (UE) 2015/863 du 31 Mars 2015 interdisent l'utilisation en Europe du plomb, mercure, cadmium, chrome hexavalent, les retardateurs de flamme polybrominated biphenyls (PBB), polybrominated diphenyl ethers (PBDE) et interdiront à partir du 22 Juillet 2019 les plastifiants Bis(2-ethylhexyl) phthalate (DEHP), Butyl benzyl phthalate (BBP), Dibutyl phthalate (DBP), Diisobutyl phthalate (DIBP) dans des équipements électriques et électroniques spécifiques.

Schneider Electric a décidé de faire de la conformité RoHS de ses produits une de ses priorités même si ils ne tombent pas dans le périmètre légal de RoHS. La plupart des produits Schneider Electric sont conformes à RoHS. Cette déclaration est complètement en ligne avec la politique environnementale de Schneider Electric et la norme EN IEC 63000:2018.

L'information ci-dessous fournit le statut du produit selon la réglementation en vigueur à la date de la publication de ce présent document. Tout changement futur, dans la conception du produit ou dans la directive pourra entrainer un changement du statut qui sera reporté ici. Dans le cas où le produit ci-dessous est dans le périmètre légal de RoHS, nous attirons votre attention sur le fait que ce document n'est pas une déclaration CE. Vous trouverez et pourrez télécharger la déclaration CE à l'adresse suivante. Dans le cadre de la politique environnementale du Groupe, nous nous efforçons continuellement de créer des produits et solutions qui ne présentent pas de risques pour la santé humaine et l'environnement lorsqu'ils sont utilisés dans des conditions conformes à l'usage auquel ils sont destinés au regard de leur documentation fournie par le Groupe Schneider Electric.
Dans la déclaration ci-après, le terme "conformité Pro-active" peut être utilisé dans le cas d'un produit qui n'est pas un EEE ou pas dans le scope légal de la réglementation mais en adéquation avec les restrictions substances et leurs exemptions correspondantes.

Dans le cas où vous auriez besoin d'informations supplémentaires ou des questions spécifiques (par exemple sur des produits qui ne sont plus commercialisés), notre Centre de Contact Clients vous répondra. Remarque : Vous trouvez plus d"informations sur l'engagement de Schneider Electric en faveur de l'environnement sur la page Green Premium

Cordialement,

Vanessa MILER-FELS
VP Environment

Global Safety, Environment & Real Estate Senior Vice President
Schneider Electric Industries SAS

Schneider Electric Industries SAS
Postal address / Adresse postale :
Le Hive
35 rue Joseph Monier - CS 30323
F-92506 Rueil Malmaison Cedex
Phone: +33 (0)4 76 57 60 60
http://www.schneider-electric.com

Legal information / Mentions légales :
Société par actions simplifiée au capital de 896,313,776 euros
954 503 439 rcs Nanterre - code APE : 2712Z
Siret : 954 503 439 01719
n°ident. TVA : FR 04 954 503 439
Siège Social ! 35, rue Joseph Monier
F - 92500 Rueil-Malmaison

export_RoHS_20230520_13292729c4309572-3373-49eb-8a92-9ba559a34044.pdf - samedi 20 mai 2023 - Page : 1

[pdf] Decleration of Conformity

Informations sur la directive RoHS dans les références commerciales Schneider Electric projet VCF2 TeSys Vario emergency stop switch disconnector 40 A on door Global export 20230520 13292729c4309572 3373 49eb 8a92 9ba559a34044 schneider electric files p Doc Ref ROHS DECLARATION FileName WW en GB |||

Schneider Electric Industries Date : samedi 20 mai 2023 Objet: Dclaration RoHS RoHS: Restriction ... leur se rapportent la version suivante de la Directive RoHS : 2011/65/EU Rf. commerciale Marque **VCF2** Schneider Electric Gamme Dsignation TeSys Vario switchdisconnec to r VCF 3P 690 V 40 A padlo...

lang:fr score:23 filesize: 220.83 K page_count: 3 document date: 2023-05-20

Schneider Electric Industries

Date : samedi 20 mai 2023
Objet: Déclaration RoHS (RoHS: Restriction des substances dangereuses)

Cher client,

La directive européenne RoHS 2002/95/EC – « Restriction of Hazardous Substances" (RoHS) effective depuis le 1er Juillet 2006, son amendement 2011/65/EU du 8 Juin 2011, la Directive déléguée (UE) 2015/863 du 31 Mars 2015 interdisent l'utilisation en Europe du plomb, mercure, cadmium, chrome hexavalent, les retardateurs de flamme polybrominated biphenyls (PBB), polybrominated diphenyl ethers (PBDE) et interdiront à partir du 22 Juillet 2019 les plastifiants Bis(2-ethylhexyl) phthalate (DEHP), Butyl benzyl phthalate (BBP), Dibutyl phthalate (DBP), Diisobutyl phthalate (DIBP) dans des équipements électriques et électroniques spécifiques.

Schneider Electric a décidé de faire de la conformité RoHS de ses produits une de ses priorités même si ils ne tombent pas dans le périmètre légal de RoHS. La plupart des produits Schneider Electric sont conformes à RoHS. Cette déclaration est complètement en ligne avec la politique environnementale de Schneider Electric et la norme EN IEC 63000:2018.

L'information ci-dessous fournit le statut du produit selon la réglementation en vigueur à la date de la publication de ce présent document. Tout changement futur, dans la conception du produit ou dans la directive pourra entrainer un changement du statut qui sera reporté ici. Dans le cas où le produit ci-dessous est dans le périmètre légal de RoHS, nous attirons votre attention sur le fait que ce document n'est pas une déclaration CE. Vous trouverez et pourrez télécharger la déclaration CE à l'adresse suivante. Dans le cadre de la politique environnementale du Groupe, nous nous efforçons continuellement de créer des produits et solutions qui ne présentent pas de risques pour la santé humaine et l'environnement lorsqu'ils sont utilisés dans des conditions conformes à l'usage auquel ils sont destinés au regard de leur documentation fournie par le Groupe Schneider Electric.
Dans la déclaration ci-après, le terme "conformité Pro-active" peut être utilisé dans le cas d'un produit qui n'est pas un EEE ou pas dans le scope légal de la réglementation mais en adéquation avec les restrictions substances et leurs exemptions correspondantes.

Dans le cas où vous auriez besoin d'informations supplémentaires ou des questions spécifiques (par exemple sur des produits qui ne sont plus commercialisés), notre Centre de Contact Clients vous répondra. Remarque : Vous trouvez plus d"informations sur l'engagement de Schneider Electric en faveur de l'environnement sur la page Green Premium

Cordialement,

Vanessa MILER-FELS
VP Environment

Global Safety, Environment & Real Estate Senior Vice President
Schneider Electric Industries SAS

Schneider Electric Industries SAS
Postal address / Adresse postale :
Le Hive
35 rue Joseph Monier - CS 30323
F-92506 Rueil Malmaison Cedex

Legal information / Mentions légales :
Société par actions simplifiée au capital de 896,313,776 euros
954 503 439 rcs Nanterre - code APE : 2712Z
Siret : 954 503 439 01719
n°ident. TVA : FR 04 954 503 439

export_RoHS_20230520_14310431a952e851-7883-4a16-9b45-e41d2817baae.pdf - samedi 20 mai 2023 - Page : 1

[pdf] Decleration of Conformity

Informations sur la directive RoHS dans les références commerciales Schneider Electric projet VCF2 TeSys VCF inter sectionneur 3P 690V 40A poignée rouge cadenassable Professionnels France export 20230520 14310431a952e851 7883 4a16 9b45 e41d2817baae schneider electric files p Doc Ref ROHS DECLARATION FileName FR fr |||

Schneider Electric Industries Date : samedi 20 mai 2023 Objet: Dclaration RoHS RoHS: Restriction ... leur se rapportent la version suivante de la Directive RoHS : 2011/65/EU Rf. commerciale Marque **VCF2** Schneider Electric Gamme Dsignation TeSys Vario switchdisconnec to r VCF 3P 690 V 40 A padlo...

lang:fr score:23 filesize: 220.31 K page_count: 3 document date: 2023-05-20

Schneider Electric Industries

Date : samedi 20 mai 2023
Objet: Déclaration RoHS (RoHS: Restriction des substances dangereuses)

Cher client,

La directive européenne RoHS 2002/95/EC – « Restriction of Hazardous Substances" (RoHS) effective depuis le 1er Juillet 2006, son amendement 2011/65/EU du 8 Juin 2011, la Directive déléguée (UE) 2015/863 du 31 Mars 2015 interdisent l'utilisation en Europe du plomb, mercure, cadmium, chrome hexavalent, les retardateurs de flamme polybrominated biphenyls (PBB), polybrominated diphenyl ethers (PBDE) et interdiront à partir du 22 Juillet 2019 les plastifiants Bis(2-ethylhexyl) phthalate (DEHP), Butyl benzyl phthalate (BBP), Dibutyl phthalate (DBP), Diisobutyl phthalate (DIBP) dans des équipements électriques et électroniques spécifiques.

Schneider Electric a décidé de faire de la conformité RoHS de ses produits une de ses priorités même si ils ne tombent pas dans le périmètre légal de RoHS. La plupart des produits Schneider Electric sont conformes à RoHS. Cette déclaration est complètement en ligne avec la politique environnementale de Schneider Electric et la norme EN IEC 63000:2018.

L'information ci-dessous fournit le statut du produit selon la réglementation en vigueur à la date de la publication de ce présent document. Tout changement futur, dans la conception du produit ou dans la directive pourra entrainer un changement du statut qui sera reporté ici. Dans le cas où le produit ci-dessous est dans le périmètre légal de RoHS, nous attirons votre attention sur le fait que ce document n'est pas une déclaration CE. Vous trouverez et pourrez télécharger la déclaration CE à l'adresse suivante. Dans le cadre de la politique environnementale du Groupe, nous nous efforçons continuellement de créer des produits et solutions qui ne présentent pas de risques pour la santé humaine et l'environnement lorsqu'ils sont utilisés dans des conditions conformes à l'usage auquel ils sont destinés au regard de leur documentation fournie par le Groupe Schneider Electric.
Dans la déclaration ci-après, le terme "conformité Pro-active" peut être utilisé dans le cas d'un produit qui n'est pas un EEE ou pas dans le scope légal de la réglementation mais en adéquation avec les restrictions substances et leurs exemptions correspondantes.

Dans le cas où vous auriez besoin d'informations supplémentaires ou des questions spécifiques (par exemple sur des produits qui ne sont plus commercialisés), notre Centre de Contact Clients vous répondra. Remarque : Vous trouvez plus d"informations sur l'engagement de Schneider Electric en faveur de l'environnement sur la page Green Premium

Cordialement,

Vanessa MILER-FELS
VP Environment

Global Safety, Environment & Real Estate Senior Vice President
Schneider Electric Industries SAS

Schneider Electric Industries SAS
Postal address / Adresse postale :
Le Hive
35 rue Joseph Monier - CS 30323
F-92506 Rueil Malmaison Cedex

Legal information / Mentions légales :
Société par actions simplifiée au capital de 896,313,776 euros
954 503 439 rcs Nanterre - code APE : 2712Z
Siret : 954 503 439 01719
n°ident. TVA : FR 04 954 503 439

export_RoHS_20230520_0753585371da55a9-e920-4f3e-8569-57775fa26ea4.pdf - samedi 20 mai 2023 - Page : 1

[pdf] Decleration of Conformity

Informations sur la directive RoHS dans les références commerciales Schneider Electric projet VCF2 TeSys VCF inter sectionneur 3P 690V 40A poignée rouge cadenassable Professionnels France export 20230520 0753585371da55a9 e920 4f3e 8569 57775fa26ea4 schneider electric files p Doc Ref ROHS DECLARATION FileName FR fr |||

Schneider Electric Industries Date : samedi 20 mai 2023 Objet: Dclaration RoHS RoHS: Restriction ... leur se rapportent la version suivante de la Directive RoHS : 2011/65/EU Rf. commerciale Marque **VCF2** Schneider Electric Gamme Dsignation TeSys Vario switchdisconnec to r VCF 3P 690 V 40 A padlo...

lang:fr score:23 filesize: 219.1 K page_count: 3 document date: 2023-05-20

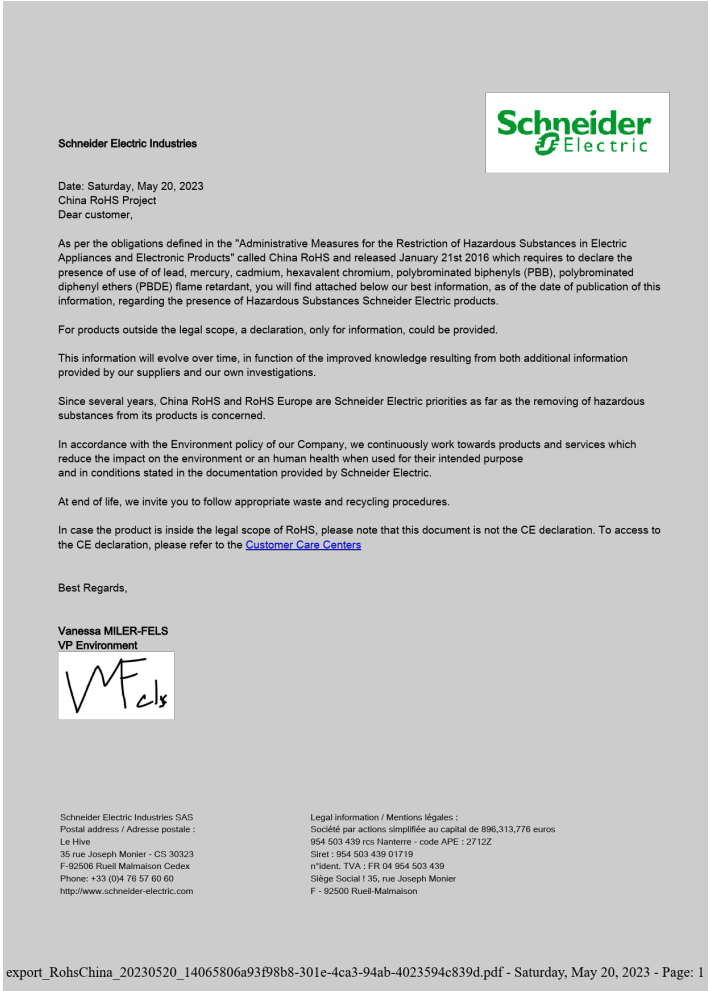
Schneider Electric Industries

Date: Saturday, May 20, 2023
China RoHS Project
Dear customer,

As per the obligations defined in the "Administrative Measures for the Restriction of Hazardous Substances in Electric Appliances and Electronic Products" called China RoHS and released January 21st 2016 which requires to declare the presence of use of of lead, mercury, cadmium, hexavalent chromium, polybrominated biphenyls (PBB), polybrominated diphenyl ethers (PBDE) flame retardant, you will find attached below our best information, as of the date of publication of this information, regarding the presence of Hazardous Substances Schneider Electric products.

For products outside the legal scope, a declaration, only for information, could be provided.

This information will evolve over time, in function of the improved knowledge resulting from both additional information provided by our suppliers and our own investigations.

Since several years, China RoHS and RoHS Europe are Schneider Electric priorities as far as the removing of hazardous substances from its products is concerned.

In accordance with the Environment policy of our Company, we continuously work towards products and services which reduce the impact on the environment or an human health when used for their intended purpose and in conditions stated in the documentation provided by Schneider Electric.

At end of life, we invite you to follow appropriate waste and recycling procedures.

In case the product is inside the legal scope of RoHS, please note that this document is not the CE declaration. To access to the CE declaration, please refer to the Customer Care Centers

Best Regards,

Vanessa MILER-FELS
VP Environment

Schneider Electric Industries SAS
Postal address / Adresse postale :
Le Hive
35 rue Joseph Monier - CS 30323
F-92506 Rueil Malmaison Cedex
Phone: +33 (0)4 76 57 60 60
http://www.schneider-electric.com

Legal information / Mentions légales :
Société par actions simplifiée au capital de 896,313,776 euros
954 503 439 rcs Nanterre - code APE : 2712Z
Siret : 954 503 439 01719
n°ident. TVA : FR 04 954 503 439
Siège Social ! 35, rue Joseph Monier
F - 92500 Rueil-Malmaison

export_RohsChina_20230520_14065806a93f98b8-301e-4ca3-94ab-4023594c839d.pdf - Saturday, May 20, 2023 - Page: 1

[pdf] Decleration of Conformity

RoHS China information on commercial references Schneider Electric Project VCF2 TeSys VCF inter sectionneur 3P 690V 40A poignée rouge cadenassable Professionnels France export RohsChina 20230520 14065806a93f98b8 301e 4ca3 94ab 4023594c839d schneider electric files p enDocType Declaration of Conformity Sustainability Doc Ref ROHS CHINA DECLARATION FileName FR fr |||

Schneider Electric Industries Date: Saturday, May 20, 2023 China RoHS Project Dear customer, As ... ces and Electronic Products released January 21st 2016. 2011/65/EU Commercial ref. Range Brand **VCF2** TeSys Vario Schneider Electric Hazardous Substance Table Part Name Metal parts Plastic...

lang:en score:23 filesize: 210.69 K page_count: 2 document date: 2023-05-20

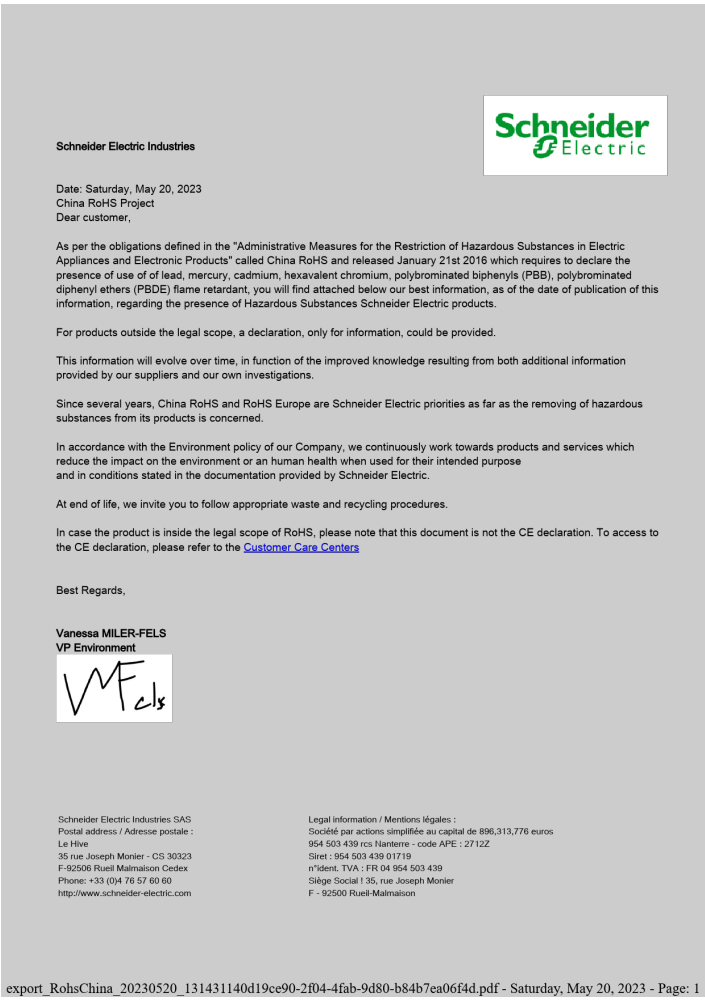
Schneider Electric Industries

Date: Saturday, May 20, 2023
China RoHS Project
Dear customer,

As per the obligations defined in the "Administrative Measures for the Restriction of Hazardous Substances in Electric Appliances and Electronic Products" called China RoHS and released January 21st 2016 which requires to declare the presence of use of of lead, mercury, cadmium, hexavalent chromium, polybrominated biphenyls (PBB), polybrominated diphenyl ethers (PBDE) flame retardant, you will find attached below our best information, as of the date of publication of this information, regarding the presence of Hazardous Substances Schneider Electric products.

For products outside the legal scope, a declaration, only for information, could be provided.

This information will evolve over time, in function of the improved knowledge resulting from both additional information provided by our suppliers and our own investigations.

Since several years, China RoHS and RoHS Europe are Schneider Electric priorities as far as the removing of hazardous substances from its products is concerned.

In accordance with the Environment policy of our Company, we continuously work towards products and services which reduce the impact on the environment or an human health when used for their intended purpose and in conditions stated in the documentation provided by Schneider Electric.

At end of life, we invite you to follow appropriate waste and recycling procedures.

In case the product is inside the legal scope of RoHS, please note that this document is not the CE declaration. To access to the CE declaration, please refer to the Customer Care Centers

Best Regards,

Vanessa MILER-FELS
VP Environment

Schneider Electric Industries SAS
Postal address / Adresse postale :
Le Hive
35 rue Joseph Monier - CS 30323
F-92506 Rueil Malmaison Cedex
Phone: +33 (0)4 76 57 60 60
http://www.schneider-electric.com

Legal information / Mentions légales :
Société par actions simplifiée au capital de 896,313,776 euros
954 503 439 rcs Nanterre - code APE : 2712Z
Siret : 954 503 439 01719
n°ident. TVA : FR 04 954 503 439
Siège Social ! 35, rue Joseph Monier
F - 92500 Rueil-Malmaison

export_RohsChina_20230520_131431140d19ce90-2f04-4fab-9d80-b84b7ea06f4d.pdf - Saturday, May 20, 2023 - Page: 1

[pdf] Decleration of Conformity

RoHS China information on commercial references Schneider Electric Project VCF2 TeSys VCF inter sectionneur 3P 690V 40A poignée rouge cadenassable Professionnels France export RohsChina 20230520 131431140d19ce90 2f04 4fab 9d80 b84b7ea06f4d schneider electric files p enDocType Declaration of Conformity Sustainability Doc Ref ROHS CHINA DECLARATION FileName FR fr |||

Schneider Electric Industries Date: Saturday, May 20, 2023 China RoHS Project Dear customer, As ... ces and Electronic Products released January 21st 2016. 2011/65/EU Commercial ref. Range Brand **VCF2** TeSys Vario Schneider Electric Hazardous Substance Table Part Name Metal parts Plastic...

lang:en score:23 filesize: 211.08 K page_count: 2 document date: 2023-05-20

Schneider Electric Industries

Date : samedi 20 mai 2023
Objet: Déclaration RoHS (RoHS: Restriction des substances dangereuses)

Cher client,

La directive européenne RoHS 2002/95/EC – « Restriction of Hazardous Substances" (RoHS) effective depuis le 1er Juillet 2006, son amendement 2011/65/EU du 8 Juin 2011, la Directive déléguée (UE) 2015/863 du 31 Mars 2015 interdisent l'utilisation en Europe du plomb, mercure, cadmium, chrome hexavalent, les retardateurs de flamme polybrominated biphenyls (PBB), polybrominated diphenyl ethers (PBDE) et interdiront à partir du 22 Juillet 2019 les plastifiants Bis(2-ethylhexyl) phthalate (DEHP), Butyl benzyl phthalate (BBP), Dibutyl phthalate (DBP), Diisobutyl phthalate (DIBP) dans des équipements électriques et électroniques spécifiques.

Schneider Electric a décidé de faire de la conformité RoHS de ses produits une de ses priorités même si ils ne tombent pas dans le périmètre légal de RoHS. La plupart des produits Schneider Electric sont conformes à RoHS. Cette déclaration est complètement en ligne avec la politique environnementale de Schneider Electric et la norme EN IEC 63000:2018.

L'information ci-dessous fournit le statut du produit selon la réglementation en vigueur à la date de la publication de ce présent document. Tout changement futur, dans la conception du produit ou dans la directive pourra entrainer un changement du statut qui sera reporté ici. Dans le cas où le produit ci-dessous est dans le périmètre légal de RoHS, nous attirons votre attention sur le fait que ce document n'est pas une déclaration CE. Vous trouverez et pourrez télécharger la déclaration CE à l'adresse suivante. Dans le cadre de la politique environnementale du Groupe, nous nous efforçons continuellement de créer des produits et solutions qui ne présentent pas de risques pour la santé humaine et l'environnement lorsqu'ils sont utilisés dans des conditions conformes à l'usage auquel ils sont destinés au regard de leur documentation fournie par le Groupe Schneider Electric.
Dans la déclaration ci-après, le terme "conformité Pro-active" peut être utilisé dans le cas d'un produit qui n'est pas un EEE ou pas dans le scope légal de la réglementation mais en adéquation avec les restrictions substances et leurs exemptions correspondantes.

Dans le cas où vous auriez besoin d'informations supplémentaires ou des questions spécifiques (par exemple sur des produits qui ne sont plus commercialisés), notre Centre de Contact Clients vous répondra. Remarque : Vous trouvez plus d"informations sur l'engagement de Schneider Electric en faveur de l'environnement sur la page Green Premium

Cordialement,

Vanessa MILER-FELS
VP Environment

Global Safety, Environment & Real Estate Senior Vice President
Schneider Electric Industries SAS

Schneider Electric Industries SAS
Postal address / Adresse postale :
Le Hive
35 rue Joseph Monier - CS 30323
F-92506 Rueil Malmaison Cedex
Phone: +33 (0)4 76 57 60 60
http://www.schneider-electric.com

Legal information / Mentions légales :
Société par actions simplifiée au capital de 896,313,776 euros
954 503 439 rcs Nanterre - code APE : 2712Z
Siret : 954 503 439 01719
n°ident. TVA : FR 04 954 503 439
Siège Social ! 35, rue Joseph Monier
F - 92500 Rueil-Malmaison

export_RoHS_20230520_0117341746ea52f5-3466-476a-8ccb-4282dd483f10.pdf - samedi 20 mai 2023 - Page : 1

[pdf] Decleration of Conformity

Informations sur la directive RoHS dans les références commerciales Schneider Electric projet VCF2 TeSys VCF inter sectionneur 3P 690V 40A poignée rouge cadenassable Professionnels France export 20230520 0117341746ea52f5 3466 476a 8ccb 4282dd483f10 schneider electric files p enDocType Declaration of Conformity Sustainability Doc Ref ROHS DECLARATION FileName FR fr |||

Schneider Electric Industries Date : samedi 20 mai 2023 Objet: Dclaration RoHS RoHS: Restriction ... leur se rapportent la version suivante de la Directive RoHS : 2011/65/EU Rf. commerciale Marque **VCF2** Schneider Electric Gamme Dsignation TeSys Vario switchdisconnec to r VCF 3P 690 V 40 A padlo...

lang:fr score:22 filesize: 220.72 K page_count: 3 document date: 2023-05-20



Product data sheet
Characteristics

VCF2
Switch disconnector,TeSys Control,for ON/ emergency stop,40A,4 screws fixing,for mounting on door

Main

Range	TeSys
Product name	TeSys VARIO
Device short name	VCF
Product or component type	Emergency stop switch disconnector

Complementary

Device composition	Switch Handle
Mounting support	Handle: door Switch: door
Fixing mode	By 4 screws for handle
Performance level	High performance
Poles description	3P
Contacts type and composition	3 NO
[Ue] rated operational voltage	690 V AC 50/60 Hz
Rated operational power in W	11 KW at 690 V (AC-3) 15 KW at 690 V (AC-23A) 11 KW at 400...415 V (AC-3) 15 KW at 400 V (AC-23A) 5.5 KW at 208 V (AC-23A) 5.5 KW at 230...240 V (AC-3) 7.5 KW at 230...240 V (AC-23A) 15 KW at 400...415 V (AC-23A)
[Ie] rated operational current	25 A AC-23 Ue: 400 V
[Ith] conventional free air thermal current	40 A
[Ithe] conventional enclosed thermal current	32 A
Making capacity	480 A at 690 V AC-23A 400 A at 400 V AC-23A 400 A at 400 V AC-23A
Breaking capacity	320 A at 400 V (AC-23A) 320 A at 400 V (AC-23A) 320 A at 400 V (AC-23A)
Rated conditional short-circuit current	10 KA at 400 V - associated fuse 50 A aM 10 KA at 400 V - associated fuse 50 A gG
[Icm] rated short-circuit making capacity	1 KA at 400 V at peak
[Icw] rated short-time withstand current	480 A at 400 V duration: 1 s
[Uimp] rated impulse withstand voltage	8 KV
Suitability for isolation	Yes

The information provided in this documentation contains general descriptions and/or technical characteristics of the performance of the products contained herein. This documentation is not intended as a substitute for and is not to be used for determining suitability or reliability of these products for specific user applications. It is the duty of any such user or integrator to perform the appropriate and complete risk analysis, evaluation and testing of the products with respect to the application or use of the products in question. Neither Schneider Electric nor any affiliate or subsidiary owns or controls the use of its products. Since Schneider Electric and its affiliates and subsidiaries offer a range of products that can be used in many different applications, only the user or integrator is in a position to perform the risk analysis, evaluation and testing of the products with respect to the application or use of the products in question. Neither Schneider Electric nor any affiliate or subsidiary assumes responsibility or liability for misuse of the information contained herein. Other than as expressly permitted in writing by Schneider Electric, no right or license is granted to use the information contained herein.

[pdf] Datasheet Documentation

VCF2 Product Datasheet Generator VCF2VCF2 Schneider Electric 3P Pole Panel Mount Isolator Switch 40A Maximum Current 18 5kW Power Rating RS0900766b8146754edocs rs online 8e87 0900766b8146754e |||

Product data sheet Characteristics **VCF2** Switch disconnector,TeSys Control,for ON/ emergency stop,40A,4 screws fixing,for mounting on door The information provided in this documentation contains general descriptions and/or technical characteristics of the performance of the products contained herei...

lang:en score:22 filesize: 111.01 K page_count: 3 document date: 2023-07-27



Fiche produit
Caractéristiques

VCF2
TeSys VCF - inter.-sectionneur - 3P - 690V 40A - poignée rouge cadenassable

Principales

Gamme	TeSys
Nom du produit	TeSys VARIO
Nom de l'appareil	VCF
Type de produit ou équipement	Interrupteur-sectionneur d'arrêt d'urgence
Niveau de performance	Hautes performances
Description des pôles	3P
Description des contacts	3 "0"
Type de réseau	CA CC
Type de commande	Poignée rotative
Style de montage de la commande rotative	Directe
Couleur de poignée	Rouge
Couleur du plastron de la commande	Jaune
Aptitude au sectionnement	Oui

Compléments

Cadenas de poignée rotative	1 à 3 cadenas 4...8 mm
Marquage	0 - 1
Support de montage	Poignée: porte Interrupteur: porte
Mode de fixation	Avec 4 vis pour poignée
[Ue] tension assignée d'emploi	690 V CA 50/60 Hz
[Uimp] tension assignée de tenue aux chocs	8 kV
[Ith] courant thermique conventionnel	40 A
[Ithe] courant thermique d'emploi sous enveloppe	32 A
[Ie] courant assigné d'emploi	25 A AC-23 Ue: 400 V
Puissance assignée d'emploi en W	11 KW à 690 V (AC-3) 15 KW à 690 V (AC-23A) 11 KW à 400...415 V (AC-3) 15 KW à 500 V (AC-3) 18.5 KW à 500 V (AC-23A) 5.5 KW à 230...240 V (AC-3) 7.5 KW à 230...240 V (AC-23A) 15 KW à 400...415 V (AC-23A)
Classe de service intermittent	30
Making capacity (1 Hms)	480 A à 400 V AC-23A 480 A à 400 V AC-23A 480 A à 400 V AC-23A
[Icm] pouvoir assigné de fermeture en court-circuit	1 kA à 400 V au break
[Icw] rated short-time withstand Hms current	480 A à 400 V durée: 1 s
Courant nominal de court-circuit conditionnel	10 KA à 400 V - fusible associé 50 A aM 10 kA à 400 V - fusible associé 50 A gG

Le présent document comprend des descriptions gnrales et/ou des caractristiques techniques gnrales sur la performance des produits auxquels il se rfre. Le prsent document ne peut tre utilis pour tablir l'adaptation ou la fiabilité de ces produits pour des applications utilisateur spécifiques. Il est du devoir de tout utilisateur ou intégrateur de mener une analyse de risque, une évaluation et un test appropriés et complets des produits en ce qui concerne l'application ou l'utilisation des produits en question. Ni Schneider Electric ni aucune de ses filiales ou sociétés subsidiaires ne possède ou ne contrôle l'utilisation de ses produits. Schneider Electric et ses filiales et sociétés subsidiaires offrent une gamme de produits qui peuvent être utilisés dans de nombreuses applications différentes, seul l'utilisateur ou l'intégrateur est en mesure de mener l'analyse de risque, l'évaluation et le test des produits en ce qui concerne l'application ou l'utilisation des produits en question. Ni Schneider Electric ni aucune de ses filiales ou sociétés subsidiaires n'assume la responsabilité ou le passif pour un mauvais usage des informations contenues dans le présent document. Sauf expressément permis par écrit par Schneider Electric, aucun droit ou licence n'est accordé pour l'utilisation des informations contenues dans le présent document.

[pdf]

TeSys VCF2 ECAT VCF inter sectionneur 3P 690V 40A poignee rouge cadenassable Schneider Electric FICHE 1 ts 1671249927684 fra connect mo cloudinary net PRODUCT DOCUMENT 1887 |||

Fiche produit Caractristiques **VCF2** TeSys VCF - inter.-sectionneur - 3P - 690V 40A - poigne rouge cadenassable Le prsent document comprend des descriptions gnrales et/ou des caractristiques techniques gnrales sur la performance des produits auxquels il se rfre. Le prsent document ne peut tre utilis...

lang:fr score:22 filesize: 134.7 K page_count: 2 document date: 2021-01-28



Manual Motor Control Switches and Disconnects
Vario™, GS1, GS2, and LK4

Catalog
9421CT0301R09/12
2013

CONTENTS

Description	Page
Mini-VARIO™ and VARIO™ Manual Motor Control Switches	3
Product Description	3
Selection	8
GS1 and GS2 Fusible and LK4 Nonfusible Disconnect Switches	28
Common Features for GS1, GS2, and LK4 Disconnect Switches	27
Accessories	33
Dimensions	34

Schneider Electric

Courtesy of Steven Engineering, Inc. - (800) 258-9200 - sales@stevenengineering.com - www.stevenengineering.com

Schneider Electric Mini-VARIO and VARIO Manual Motor Control Switches and Disconnects

This document provides comprehensive technical specifications, selection guides, and application details for Schneider Electric's Mini-VARIO and VARIO manual motor control switches and disconnects. It covers product descriptions, electrical characteristics, dimensions, accessories, and conformity to various international standards.

lang:en score:21 filesize: 9.35 M page_count: 40 document date: 2015-06-26

[pdf] Guide Decleration of Conformity

ESMKT12088J12 indb La guía esencial schneider electric files p enDocType User guide File Name Doc Ref

La gua esencial de cuadros de control Para facilitar la seleccin del producto adecuado Saba que Sc ... CCF01 VCD0 VBD0 VCF0 VBF0 VCCD0 VCCF0 VCD1 VBD1 VCF1 VBF1 VCCD1 VCCF1 VCD2 VBD2 **VCF2** VBF2 VCCD2 VCCF2 VCF3 VBF3 VCCF3 VCF4 VBF4 VCCF4 VCF5 ...

lang:es score:21 filesize: 23.63 M page_count: 228 document date: 2012-11-30



[pdf] User Manual Frequently Asked Questions Documentation Guide Borchure Catalog

TSXP574823M Manual Schneider Electric MRO and Supply mroelectric static application product s |||

2006 Automation Control Telemecanique The essential guide Product index Functions discovery N ... CCF01 VCD0 VBD0 VCF0 VBF0 VCCD0 VCCF0 VCD1 VBD1 VCF1 VBF1 VCCD1 VCCF1 VCD2 VBD2 **VCF2** VBF2 VCCD2 VCCF2 VCF3 VBF3 VCCF3 VCF4 VBF4 VCCF4 VCF5 ...

lang:en score:21 filesize: 10.57 M page_count: 320 document date: 2017-02-24



[pdf] Datasheet Documentation

Product datasheet VCF2 Datasheet electricalwholesaler ie getattachment Products SwitchgearFuses TelemecaniqueSchneiderMotorControl TelemecaniqueSwitches TelemecaniqueIsolators 40A3PPanelMountedIsolatorCompleteVCF2Telemecanique |||

Product datasheet Characteristics **VCF2** TeSys Vario - emergency stop switch disconnector 40 A - on door The information provided in this documentation contains general descriptions and/or technical characteristics of the performance of the products contained herein. This documentation is not intend...

lang:en score:21 filesize: 245.21 K page_count: 2 document date: 0000-00-00

Product datasheet
Characteristics

VCF2
TeSys Vario - emergency stop switch disconnector - 40 A - on door

Main

Range	TeSys
Product Name	TeSys VARIO
Device Short Name	VCF
Product Type	Emergency stop switch disconnector

Complementary

Device Composition	Switch Handle
Mounting Support	Handle: door Switch: door
Mounting Method	By 4 screws for handle
Performance Level	High performance
Number of Poles	3P
Contact Type and Composition	3 NO
[Ue] IEC Rated Operational Voltage	690 V AC 50/60 Hz
IEC Rated Operational Power in W	11 kW at 690 V (AC-3) 15 kW at 690 V (AC-23A) 11 kW at 400...415 V (AC-3) 15 kW at 500 V (AC-3) 18.5 kW at 500 V (AC-23A) 5.5 kW 230...240 V (AC-3) 7.5 kW at 230...240 V (AC-23A) 15 kW at 400...415 V (AC-23A)
[Ie] Rated Operational Current	25 A AC-23 Ue 400 V
[Ith] Conventional Free Air Thermal Current	40 A
[Ithe] Conventional Enclosed Thermal Current	32 A
Making Capacity (I Pms)	400 A at 400 V AC-21A 400 A at 400 V AC-23A

[pdf] Datasheet Documentation

Produkto aprašymas Kirtiklis 3P 40A įleidžiamas SCHNEIDER ELECTRIC VCF2 elektrobalt lt amfile file 3891 product 9807 |||

Product datasheet Characteristics **VCF2** TeSys Vario - emergency stop switch disconnector - 40 A - on door Disclaimer: This documentation is not intended as a substitute for and is not to be used for determining suitability or reliability of these products for specific user applications Main Range ...

lang:en score:20 filesize: 176.9 K page_count: 3 document date: 2021-08-18



Product data sheet
Characteristics

VCF2
switch-disconnector VCF - TeSys - 3 poles - 690 V 40 A - padlockable red handle

Main

Commercial Status	Commercialised
Range of product	TeSys VARIO
Device short name	Main switch disconnector
Product or component type	Rotary switch disconnector
Performance level	High performance
Switch function	Emergency stop
Poles description	3P
Network type	AC
Rotary handle mounting style	Direct
Handle colour	Red
Handle front plate colour	Yellow
[Ith] conventional free air thermal current	40 A
Suitability for isolation	Yes

Complementary

Kit composition	Red handle V2 switch body
Control type	With emergency stop
Rotary handle padlocking	Upto 3 padlocks
Mounting support	Symmetrical or flat for body Door for rotary handle
[Ue] rated operational voltage	690 V AC 50/60 Hz
[Uimp] rated impulse withstand voltage	8 kV
[Ithe] conventional enclosed thermal current	32 A

[pdf] Datasheet Documentation Catalog

TeSys VARIO VCF2 Catalogue Retriever Servlet Product data sheet tele vcf2 datasheet 6321ec19a44e9978e6abe8cfa6e68afe 1407163001 04646a9cf351cc0d3888 b8b406d15fe93f790abb5bf0e9ab7ab3 ssl cf3 rackcdn product

Product data sheet Characteristics **VCF2** switch-disconnector VCF - TeSys - 3 poles 690 V 40 A - padlockable red handle Complementary Kit composition Control type Rotary handle padlocking Mounting support Ue rated operational voltage Uimp rated impulse withstand voltage Ithe conventional enclo...

lang:en score:20 filesize: 60.12 K page_count: 4 document date: 2014-04-23



Product data sheet
Characteristics

VCF2
TeSys Vario - emergency stop switch disconnector - 40 A - on door

Main

Range	TeSys
Product Name	TeSys VARIO
Device Short Name	VCF
Product Type	Emergency stop switch disconnector

Complementary

Device Composition	Switch Handle
Mounting Support	Handle: door Switch: door
Mounting Method	By 4 screws handle
Performance Level	High performance
Number of Poles	3P
Contact Type and Composition	3 NO
[Ue] IEC Rated Operational Voltage	690 V AC 50/60 Hz
IEC Rated Operational Power in W	11 kW 690 V AC-3 15 kW 690 V AC-23A 11 kW 400...415 V AC-3 15 kW 500 V AC-3 18.5 kW 500 V AC-23A 5.5 kW 230...240 V AC-3 7.5 kW 230...240 V AC-23A 15 kW 400...415 V AC-23A
[Ie] Rated Operational Current	25 A AC-23 Ue 400 V
[Ith] Conventional Free Air Thermal Current	40 A
[Ithe] Conventional Enclosed Thermal Current	32 A
Making Capacity (I Pms)	400 A 400 V AC-21 A 400 A 400 V AC-23 A 400 A 400 V AC-23 A
Breaking Capacity	320 A 400 V AC-21 A) 320 A 400 V AC-23 A) 320 A 400 V AC-23 A)
Rated Conditional Short Circuit Current	50 kA 400 V 00 A gG 50 kA 400 V 00 A gG
[Icm] Rated Short Circuit Making Capacity	1 kA 400 V at/peak
[Icw] Rated Short Time Withstand Current	480 A 400 V 1 s
[Uimp] Rated Impulse Withstand Voltage	8 kV
Suitability for Isolation	Yes
Network Type	AC DC
Intermittent Duty Class	30
Control Type	Rotary handle
Rotary Handle Mounting Style	Direct
Handle Color	Red
Handle Front Plate Color	Yellow

[pdf] Specifications Datasheet Documentation Catalog

VCF2 ECAT Specification Sheet TeSys Vario emergency stop switch disconnector 40 A on door Crescent Electric Supply Company sqd vcf2 specsheet 16 crescentelectric 49f9a2 globalassets catalogs c c89 c895e c895eb5f ec49 4ef4 a471 285c6e90da662 285c6e90da66206 |||

Product data sheet Characteristics **VCF2** TeSys Vario - emergency stop switch disconnector - 40 A - on door Main Range Product Name Device Short Name Product Type TeSys TeSys VARIO VCF Emergency stop switch disconnector The information provided in this documentation contains general descriptions a...

lang:en score:20 filesize: 131.93 K page_count: 3 document date: 2022-07-09

[pdf] Frequently Asked Questions Documentation Guide Decleration of Conformity Borchure Catalog

Automation Control Telemecanique The essential guide electricians and automation specialists p User friendly intuitive programming for example Zelio Logic Easy directly on the smart module with 117844 Catalog DIA1ED2040506EN EN cesco resources 3BF schneider electric files enDocType File Name Doc Ref

July 2005 Automation Control Telemecanique The essential guide Product index Functions discove ... CCF01 VCD0 VBD0 VCF0 VBF0 VCCD0 VCCF0 VCD1 VBD1 VCF1 VBF1 VCCD1 VCCF1 VCD2 VBD2 **VCF2** VBF2 VCCD2 VCCF2 VCF3 VBF3 VCCF3 VCF4 VBF4 VCCF4 VCF5 ...

lang:en score:20 filesize: 15.05 M page_count: 304 document date: 2005-06-29

[pdf] Datasheet Documentation

Cut Sheet Square D VCF2 25AMP SWITCH KIT W 4HOLE Rexel USA generate i 32D3EC81 8ABA 44B3 A82D E6AAC23B7617 rexel cdn products |||

Product datasheet Characteristics **VCF2** The information provided in this documentation contains general descriptions and/or technical characteristics of the performance of the products contained herein. This documentation is not intended as a substitute for and is not to be used for determining sui...

lang:en score:20 filesize: 154.06 K page_count: 2 document date: 0000-00-00



[pdf] Datasheet Documentation Catalog

TeSys VARIO VCF2 Catalogue Retriever Servlet 0900766b8145edfd docs rs online 17cc |||

Product data sheet Characteristics **VCF2** switch-disconnector VCF - TeSys - 3 poles 690 V 40 A - padlockable red handle Complementary Kit composition Control type Rotary handle padlocking Mounting support Ue rated operational voltage Uimp rated impulse withstand voltage Ithe conventional enclo...

lang:en score:20 filesize: 70.77 K page_count: 4 document date: 2015-10-12

[pdf] User Manual Dimension Guide Guide Decleration of Conformity Accessories Catalog

untitled The Essential Guide to Operating Mechanisms and Disconnect Manual Motor Control Switch Table 10 Vario Switches Rating A Horsepower Shaft Size 3 Pole Body UL 240 V 480 600 mm Type 2 5 6 V02 16 7 V01 20 V0 V1 25 15 V2 45 30 8 V3 63 40 V4 100 50 V5 115 60 V6 11 Bodya S9422CT1201EP R0 schneider electric files p enDocType Catalog File Name Doc Ref

The Essential Guide to Operating Mechanisms and Disconnect Switches Catalogue 2013 Operating Mecha ... Black/Gray Single Hole Catalog No. Catalog No. Catalog No. Catalog No. VCF02 VCF01 VCF0 VCF1 **VCF2** VCF3 VCF4 VCF5 VCF6 VBF02 VBF01 VBF0 VBF1 VBF2 VBF3 VBF4 VBF5 VBF6 VCD02 VCD01 VCD0 VCD1 VCD2...

lang:en score:20 filesize: 5.67 M page_count: 30 document date: 2013-03-04



[pdf] Datasheet Documentation

TeSys VCF2 ECAT Data Sheet Switch Disconnectors Newark document media distributordatasolutions schneider2 2021q1 documents 2f546ee605b63c8b6c5975403da5018d08f5306a |||

Product data sheet Characteristics **VCF2** TeSys Vario - emergency stop switch disconnector - 40 A - on door The information provided in this documentation contains general descriptions and/or technical characteristics of the performance of the products contained herein. This documentation is not int...

lang:en score:20 filesize: 131.79 K page_count: 3 document date: 2021-01-12

[pdf] Datasheet Documentation

Product Datasheet SCHNEIDER VCF2 VARIO 40A RED 4 SCREW Wholesale Electrical Supplies I Ideal pds cdn2 idealelectrical medias sys Auideal sheets h8b h79 9107166560286 |||

Product datasheet Characteristics **VCF2** TeSys Vario - emergency stop switch disconnector 40 A - on door The information provided in this documentation contains general descriptions and/or technical characteristics of the performance of the products contained herein. This documentation is not intend...

lang:en score:19 filesize: 153.42 K page_count: 2 document date: 0000-00-00

[Schneider Electric: Manual e Catálogo do Eletricista para Instalações Industriais e Infraestrutura (2009)]

Explore o Manual e Catálogo do Eletricista 2009 da Schneider Electric, um guia prático essencial para instalações industriais e infraestrutura, cobrindo distribuição elétrica, proteção, automação e produtos.

lang:pt score:19 filesize: 11.16 M page_count: 773 document date: 2008-11-26



[pdf] Specifications Datasheet Documentation

VCF2 ECAT Specification Sheet Square D 690 VAC 25 Amp 3 Pole Motor Disconnect Switch Irby document media distributordatasolutions schneider synd 2022q2 documents 1c60f189c25dac8b8160c50fa9c8edc8e8e3bb6f |||

Product data sheet Characteristics **VCF2** TeSys Vario - emergency stop switch disconnector - 40 A - on door Main Range Product Name Device Short Name Product Type TeSys TeSys VARIO VCF Emergency stop switch disconnector The information provided in this documentation contains general descriptions a...

lang:en score:18 filesize: 133.71 K page_count: 3 document date: 2022-04-18



[pdf] Datasheet Documentation

VCF2 ECAT Product Spec Sheet SQUARE D 25AMP SWITCH KIT W 4HOLE MTG RED YELLOW OPER Gordon Electric Supply Inc 11003 N75C0UEGV4396WXZ ideadigitalasset DAMRoot Original 11729 |||

Product data sheet Characteristics **VCF2** TeSys Vario - emergency stop switch disconnector - 40 A - on door Main Range Product Name Device Short Name Product Type TeSys TeSys VARIO VCF Emergency stop switch disconnector The information provided in this documentation contains general descriptions a...

lang:en score:18 filesize: 130.97 K page_count: 3 document date: 2022-05-11



Product data sheet
Characteristics

VCF2
TeSys Vario - emergency stop switch disconnector - 40 A - on door

Main

Range	TeSys
Product Name	TeSys VARIO
Device Short Name	VCF
Product Type	Emergency stop switch disconnector

Complementary

Device Composition	Switch Handle
Mounting Support	Handle door Switch door
Mounting Method	By 4 screws handle
Performance Level	High performance
Number of Poles	3P
Contact Type and Composition	3 NO
[Ue] IEC Rated Operational Voltage	690 V AC 50/60 Hz
IEC Rated Operational Power in W	11 KW 690 V AC-3) 15 KW 690 V AC-23A) 11 KW 400...415 V AC-3) 15 KW 500 V AC-3) 15 KW 400...415 V AC-23A) 5.5 KW 230...240 V AC-3) 7.5 KW 230...240 V AC-23A) 15 KW 400...415 V AC-23A)
[Ie] Rated Operational Current	25 A AC-23 Use: 400 V
[Ith] Conventional Free Air Thermal Current	40 A
[Ithe] Conventional Enclosed Thermal Current	32 A
Making Capacity (1 Pole)	480 A 400 V AC-21A) 480 A 400 V AC-23A) 480 A 400 V AC-23A)
Breaking Capacity	320 A 400 V AC-21A) 320 A 400 V AC-23A) 320 A 400 V AC-23A)
Rated Conditional Short Circuit Current	10 KA 400 V 50 A aM 10 kA 400 V 50 A gG
[Icm] Rated Short Circuit Making Capacity	1 kA 400 V at break
[Icw] Rated Short Time Withstand Current	480 A 400 V 1 s
[Uimp] Rated Impulse Withstand Voltage	6 kV
Suitability for Isolation	Yes
Network Type	AC DC
Intermittent Duty Class	30
Control Type	Rotary handle
Rotary Handle Mounting Style	Direct
Handle Color	Red

[pdf] Datasheet Documentation

VCF2 ECAT Product Spec Sheet Square D 690 VAC 25 Amp 3 Pole Motor Disconnect Switch Cooper Electric document media distributordatasolutions schneider synd 2022q3 documents 1c60f189c25dac8b8160c50fa9c8edc8e8e3bb6f |||

Product data sheet Characteristics **VCF2** TeSys Vario - emergency stop switch disconnector - 40 A - on door Main Range Product Name Device Short Name Product Type TeSys TeSys VARIO VCF Emergency stop switch disconnector The information provided in this documentation contains general descriptions a...

lang:en score:18 filesize: 134.24 K page_count: 3 document date: 2022-07-13

Table of Contents

Section 8
Operating Mechanisms and Disconnect Switches

Operating Mechanisms and Disconnect Switches 8-2
Selection Guide 8-2
UL 508 Motor Disconnect Switches 8-3
Mini Vario and Vario™ Assembled and Enclosed Switches 8-3
Mini Vario and Vario™ Accessories 8-7
MS Motor Disconnect Switches 8-8
UL 60947-4-1 and UL 98 Disconnect Switches 8-9
TeSys™ VLS Disconnect Switches 8-9
TeSys™ VLS Disconnect Switches, 16–125 A 8-10
TeSys™ VLS Accessories 8-11
Fourth Pole Add-on 8-11
Add-on Blocks 8-12
Sequence and Maximum Combination of Add-on Blocks 8-13
Auxiliary Contacts 8-14
Shaft Extensions, Terminal Covers, Fuse Holders, and Fuse Blocks 8-16
Dimensions: 16–125 A Disconnect Switches 8-18
Wiring Diagrams 8-22
Technical Specifications, VLS Range, 16–125 A 8-23
UL 98 IEC Style Disconnect Switches 8-24
UL98 Nonfusible and 6122 Fusible Disconnect Switches 8-24
UL98 Nonfusible Disconnect Switches 8-24
6122 Fusible Disconnect Switches 8-26
Cable Operator Kits for 6122 Switches 8-27
Accessories, UL98 Nonfusible and 6122 Fusible 8-27
Accessories 8-27
Dimensions, UL98 Nonfusible and 6122 Fusible 8-28
Dimensions, UL98 Nonfusible, 16–40 A; 6122, 16–40 A Nonfusible Disconnect Switches—Dimensions 8-28
6122 30/32N, 40 A Fusible Disconnect Switches, Class J Fuses 8-32
Flange Mounted and Cable Operated 8-32
Disconnect Switches 8-33
Accessories, Disconnect Switches 8-34
Dimensions, Disconnect Switches 8-37
Operating Mechanisms for Circuit Breakers 8-39
Door Mounted 8-39
Flexible Cable Mechanisms 8-41

[pdf] User Manual Specifications Dimension Guide Guide Decleration of Conformity Accessories Diagram

Operating Mechanisms and Disconnect Switches digest operating mechanisms disconnect switches cable operator Square D Schneider Electric Identification System Mini Vario rotary manual motor control from 12 175 A are suitable for on load making breaking of resistive or files p Doc Ref 0100CT1901 SEC 08 File Ext schneider electric |||

OPERATING MECHANISMS AND DISCONNECT SWITCHES 8 UL508 Motor Disconnect Switch UL98 Fusible Switch ... Black/Gray Single Hole Catalog No. Catalog No. Catalog No. Catalog No. VCF02 VCF01 VCF0 VCF1 **VCF2** VCF3 VCF4 VCF5 VCF6 VBF02 VBF01 VBF0 VBF1 VBF2 VBF3 VBF4 VBF5 VBF6 VCD02 VCD01 VCD0 VCD1 VCD2...

lang:en score:18 filesize: 4.79 M page_count: 44 document date: 2021-02-17



Product data sheet
Characteristics

VCF2
switch-disconnector VCF - TeSys - 3 poles - 690 V 40 A - padlockable red handle

Product availability: Stock - Normally stocked in distribution facility
Price* : 237.00 USD

Main

Commercial Status	Commercialized
Range of product	TeSys VARIO
Device short name	Main switch disconnector
Product or component type	Rotary switch disconnector
Performance level	High performance
Switch function	Emergency stop
Poles description	3P
Network type	AC
Rotary handle mounting style	Direct
Handle colour	Red
Handle front plate colour	Yellow
[Ith] conventional free air thermal current	40 A
Suitability for isolation	Yes

Complementary

Kit composition	Red handle VZ switch body
Control type	With emergency stop
Rotary handle padlocking	Upto 3 padlocks
Mounting support	Symmetrical with the body Door for rotary handle
[Ue] rated operational voltage	690 V AC 50/60 Hz
[Uimp] rated impulse withstand voltage	6 kV
[Ithe] conventional enclosed thermal current	32 A

[pdf] Datasheet Documentation Catalog

TeSys VARIO VCF2 Catalogue Retriever Servlet Cut Sheet Square D 25AMP SWITCH KIT W 4HOLE Rexel USA sqd19850 i C8FEB9DF 2929 442F 9922 558CA65D36E2 rexel cdn products |||

The information provided in this documentation contains general descriptions and/or technical charac ... se of the information contained herein. *Prices are indicative Product data sheet Characteristics **VCF2** switch-disconnector VCF - TeSys - 3 poles - 690 V 40 A - padlockable red handle Complementary ...

lang:en score:18 filesize: 73.76 K page_count: 5 document date: 2014-07-24

DocuSign Envelope ID: 9DD17F74-6349-4911-BFA3-3900A9D46155

Life Is On Schneider Electric

UK Declaration of Conformity **Nr: SC16041410-UK**

Products identification :
Type of products : Switch-disconnector

Models : TeSys Vario
References: VZ02 to VZ2, V01-V02, V0 to V2, VCD02 to VCD2, VCF02 to VCF2, VCCD02 to VCCD2, VCCF02 to VCCF2, VBD02 to VBD2, VBF02 to VBF2, VVE0 to VVE2, VVD0 to VVD2 VZ.11, VZ.14

We undersigned SCHNEIDER ELECTRIC INDUSTRIES SAS declare that Schneider Electric branded products, when subject to correct installation, maintenance and use conforming to their intended purpose, according to applicable regulations and standards in the country where they are installed, to the supplier's instructions and to accepted rules of the art comply with Essential Requirements of the following United Kingdom laws.
This declaration of conformity is issued under the sole responsibility of the manufacturer.

Electrical Equipment Regulations 2016 – UK SI 2016 No 1101

The Restriction of the Use of Certain Hazardous Substances in Electrical and Electronic Equipment Regulations 2012 – UK SI 2012 No 3032

Based on following standards :
BS EN 60947-3: 2009 + A1: 2012 + A2: 2015 in conjunction with BS EN 60947-1: 2007 + A1: 2011 + A2: 2014
BS EN IEC 63000: 2018

The UKCA marking on the product(s) and/or its(their) packaging signifies that Schneider Electric holds the reference technical file(s) available to the UK authorities.

UKCA marking application year: **2021**

Signature :
Name of signatory :
David Williams - VP Marketing UK&I
Issued by : Schneider Electric Limited
On behalf of :
Date (yyyy-mm-dd) : 2021 - 06 - 14
Place : Telford, United Kingdom

Schneider Electric Limited
Postal address:
Stafflow Park 5
Telford
TF3 3BL
United Kingdom
http://www.schneider-electric.com

Legal information : Mentions légales
Société par actions simplifiée au capital de 896 313 776 euros
954 503 439 rcs Nanterre – code APE : 2710Z
Siret : 954 503 439 01719
TVA intra-com. : FR 84 954 503 439
Siège social : 35 rue Joseph Monier
F – 92506 Rueil-Malmaison

UKCA DoC – v2 Power Products

Page 1/1

[pdf] Instructions Decleration of Conformity

Deklaracja zgodności CERozłącznik główny bezpieczeństwa na drzwi TeSys VARIO 12A Schneider Electric kod VCD02files p doc ref ukca dec sc16041410 uksklep ke pl amfile file 670805 product 51028 |||

DocuSign Envelope ID: 9DD17F74-6349-4911-BFA3-3900A9D46155 UK Declaration of Conformity Nr: SC16041410-UK Products identification : Type of products : Switch-disconnector Models : References: TeSys Vario VZ02 to VZ2, V01-V02, V0 to V2, VCD02 to VCD2, VCF02 to **VCF2**, VCCD02 to VCCD2, VCCF02 to V...

lang:en score:17 filesize: 368.32 K page_count: 1 document date: 2021-06-21

Product data sheet
Characteristics

VCF2
Switch disconnector,TeSys Control,for ON/ emergency stop,40A,4 screws fixing,for mounting on door

Green Premium

Main	
Range	TeSys
Product name	TeSys VARIO
Device Short Name	VCF
Product Type	Emergency stop switch disconnector

Complementary

Device Composition	Switch Handle
Mounting Support	Handle door Switch door
Mounting Method	By 4 screws handle
Performance Level	High performance
Number of Poles	3P
Contact Type and Composition	3 NO
[Ue] IEC Rated Operational Voltage	690 V AC 50/60 Hz
IEC Rated Operational Power in W	11 KW 690 V AC-3) 15 KW 690 V AC-23A) 11 KW 400...415 V AC-3) 15 KW 400 V AC-23A) 5.5 KW 230...240 V AC-3) 0.5 KW 230...240 V AC-3) 7.5 KW 230...240 V AC-23A) 15 kW 400...415 V AC-23A)
[Ie] Rated Operational Current	25 A AC-23 Ue: 400 V
[Ith] Conventional Free Air Thermal Current	40 A
[Ithe] Conventional Enclosed Thermal Current	32 A
Making Capacity (1 Pole)	320 A 400 V AC-21A 480 A 400 V AC-23A 480 A 400 V AC-23A
Breaking Capacity	320 A 400 V AC-21A) 320 A 400 V AC-23A) 320 A 400 V AC-23A)
Rated Conditional Short Circuit Current	10 KA 400 V 5S A aM 10 kA 400 V 5S A gG
[Icm] Rated Short Circuit Making Capacity	1 kA 400 V at ipeak
[Icw] Rated Short Time Withstand Current	480 A 400 V 1 s
[Uimp] Rated Impulse Withstand Voltage	8 kV
Suitability for Isolation	Yes
Network Type	AC DC
Intermittent Duty Class	3S
Control Type	Rotary handle

[pdf] Specifications Datasheet Documentation

VCF2 ECAT Specification Sheet Square D 690 VAC 25 Amp 3 Pole Motor Disconnect Switch Crawford Electric Supply Generate aspx salesorgid 78 dist 849 lang 42 form no documenttype plain productid media distributordatasolutions 228 schneider synd json 1c60f189c25dac8b8160c50fa9c8edc8e8e3bb6f |||

Product data sheet Characteristics **VCF2** Switch disconnector,TeSys Control,for ON/ emergency stop,40A,4 screws fixing,for mounting on door Main Range Product Name Device Short Name Product Type TeSys TeSys VARIO VCF Emergency stop switch disconnector The information provided in this documentation...

lang:en score:17 filesize: 140.65 K page_count: 3 document date: 2024-06-09



[pdf] Installation Guide Borchure

TeSys Enhance Your Controls Schneider Electric India files p enDocType Brochure File Id 4947312082 Name 8500BR1401 Reference schneider electric |||

Let TeSys be your drive Overview of solutions to protect, monitor, and control Flexible Connected Co ... 02 VCD01 VCF01 VCD0 VCF0 20/32 VBD1 VBF1 VCCD1 VCCF1 VCD1 VCF1 25/40 VBD2 VBF2 VCCD2 VCCF2 VCD2 **VCF2** 45/63 VBF3 VCCF3 VCF3 63/80 VBF4 VCCF4 VCF4 100/125 VBF5 VCCF5 VCF5 115/175 VBF6 VCCF6 VCF6...

lang:en score:17 filesize: 2.72 M page_count: 8 document date: 2015-05-26



[pdf]

DIA1ED1080304FR web www2 schneider electric 80 documents automation control

TeSys Advanced Jusqu 32 A Jusqu 38 A Jusqu 65 A Jusqu 800 A LUCB ou LUCD.. Fonction de pro ... 5 VCCF6 VCDN12 VCDN20 VCD02 VCD01 VCD0 VCD1 VCD2 Fixation 4 vis VCF02 VCF01 VCF0 VCF1 **VCF2** VCF3 VCF4 VCF5 VCF6 Courant thermique Ith A Type de fusible 1 pole Porte-fusible 2 p...

lang:fr score:17 filesize: 1.53 M page_count: 10 document date: 2011-01-31

[pdf] Decleration of Conformity Borchure

DIA1ED1080304 web schneider electric files p enDocType Brochure File Name Doc Ref DIA1ED1080304EN Ext

TeSys Advanced Up to 32 A Up to 150 A Up to 630 A Up to 800 A Protection function Short-circuit ... VCD01 VCD0 VCF02 VCF01 VCF0 32 VBD1 VBF1 VCCD1 VCCF1 VCD1 VCF1 40 VBD2 VBF2 VCCD2 VCCF2 VCD2 **VCF2** 63 VBF3 VCCF3 VCF3 80 VBF4 VCCF4 VCF4 125 VBF5 VCCF5 VCF5 175 VBF6 VCCF6 VCF6 Thermal curr...

lang:en score:16 filesize: 1.16 M page_count: 10 document date: 2016-03-02

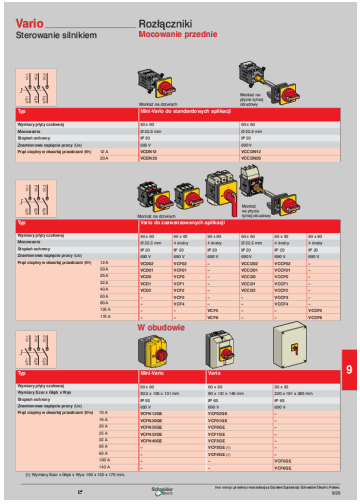

[pdf]

RozÅÄcznik izolacyjny 3P 63A VCCF3 â SCHNEIDER ELECTRIC TIM SA rozlaczniki vario vc tim pl fileuploader d 1 file PRODUCENCI 11205 TeSys Vario |||

Vario Sterowanie silnikiem Rozlczniki Mocowanie przednie 5/L3 3/L2 1/L1 2/T1 4/T2 6/T3 Typ ... 2.5 mm IP 20 690 V VCD02 VCD01 VCD0 VCD1 VCD2 60 x 60 4 ruby IP 20 690 V VCF02 VCF01 VCF0 VCF1 **VCF2** VCF3 VCF4 W obudowie 90 x 90 4 ruby IP 20 690 V VCF5 VCF6 Monta na plycie tylnej ob...

lang:pl score:16 filesize: 284.3 K page_count: 1 document date: 2013-01-08

[pdf] User Manual Accessories Price List

Sr2A101Bd Manual Pdf Zelio Logic 2 Smart Relay User schneider industrial automation 3 imimg data3 AD SH MY 2533250 |||

Price List Industrial Automation Products With effect from December 19, 2014 Price List Contents ... VCF02GE 16 A 3P 5.5 kW VCF01GE 20 A 3P 7.5 kW VCF0GE 25 A 3P 11 kW VCF1GE 32 A 3P 15 kW **VCF2**GE 50 A 3P 22 kW VCF3GE 63 A 3P 30 kW VCF4GE * Rated Power at 415 V ** Ith in enclosure ...

lang:en score:16 filesize: 2.9 M page_count: 77 document date: 2014-12-17