

## Walker Edison BTOLWH

# Walker Edison Timothee Urban Industrial Metal Twin over Loft Bunk Bed Instruction Manual

This manual provides detailed instructions for the assembly, operation, maintenance, and troubleshooting of your Walker Edison Timothee Urban Industrial Metal Twin over Loft Bunk Bed.

### IMPORTANT SAFETY INFORMATION

Please read and understand all instructions before assembly and use. Failure to follow these instructions may result in injury or product damage.

- Do not load more than 200 pounds on the twin bed.
- Follow assembly instructions carefully to prevent instability.
- Regularly check and tighten all bolts to ensure structural integrity.
- Ensure the mattress thickness is between 5 and 9 inches for proper guardrail function.

### SETUP AND ASSEMBLY

Your Walker Edison Timothee Loft Bunk Bed is designed for ready-to-assemble convenience. Step-by-step instructions and all necessary hardware are included. While assembly can be managed by one person, an additional set of hands is recommended for certain steps, particularly when securing the top rails.

#### Assembly Tips:

- Verify all parts against the included parts list before beginning assembly.
- Ensure you are using the correct and most current version of the assembly instructions. If discrepancies are noted, contact customer support for updated documentation.
- When inserting bed slats, if the plastic tabs are difficult to fit, soaking them in warm water can help soften them for easier insertion.
- Avoid over-tightening bolts, as this can potentially bend the metal frame components.



*Image: The assembled Walker Edison Timothee Urban Industrial Metal Twin over Loft Bunk Bed in white, showcasing its overall structure.*

## OPERATING AND USAGE

This loft bed is designed to maximize space in your room. The area beneath the loft bed offers significant clearance, allowing for versatile use.

### Key Features:

- **Dual Ladder Access:** The bed features a dual-sided ladder design, providing flexibility for room arrangement and access from either side.
- **Under-Bed Space:** The generous space beneath the loft can accommodate various furniture items such as a dresser, nightstand, lounge chair, or a desk, optimizing your living or working area.
- **Mattress Compatibility:** Designed for twin-sized mattresses. A mattress thickness between 5 and 9 inches is recommended to ensure the guardrails function effectively.

- **Weight Capacity:** The twin bed supports up to 200 lbs.



*Image: The loft bed integrated into a room, demonstrating the ample space available underneath for other furniture or activities.*

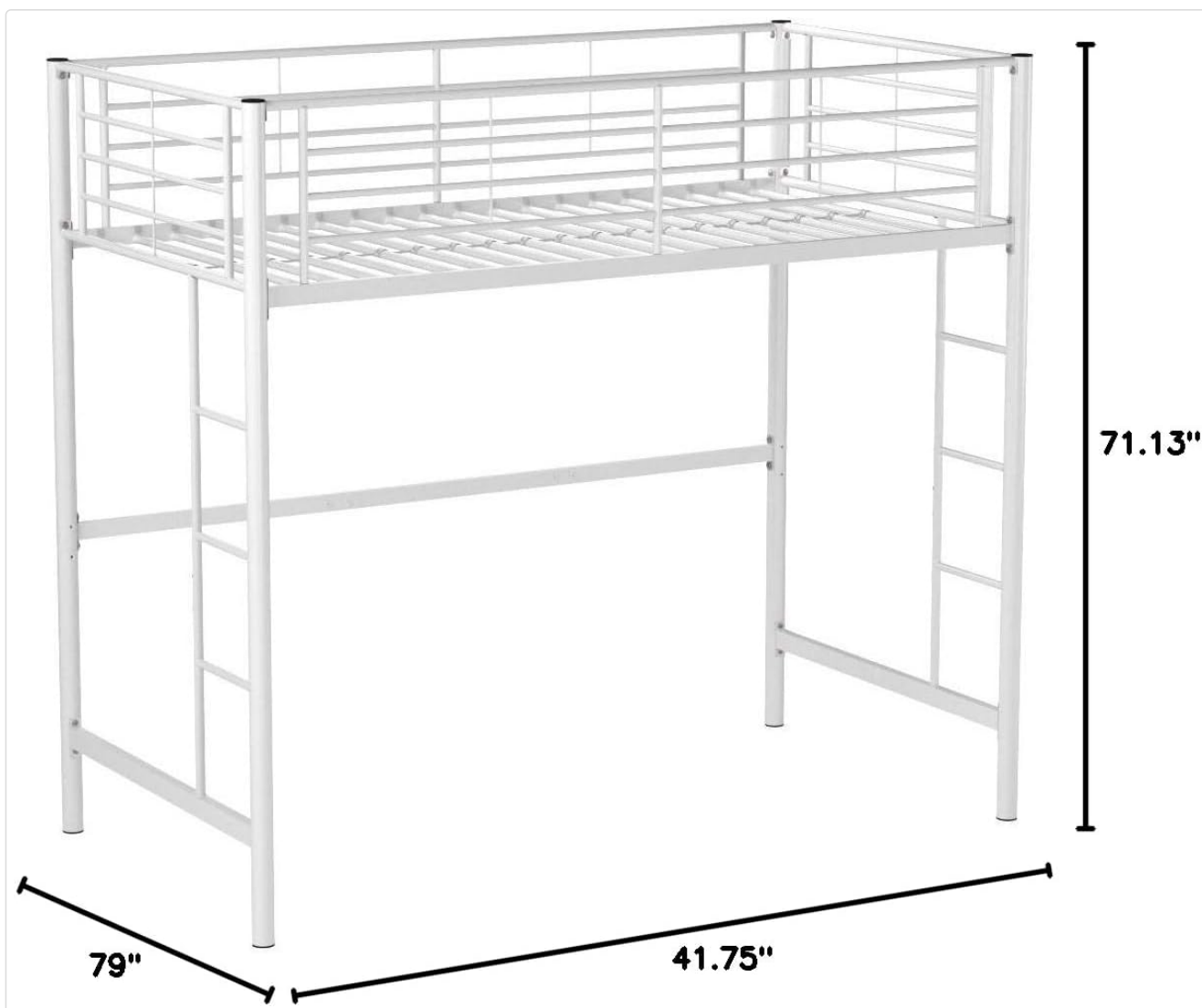


Image: Diagram illustrating the dimensions of the loft bed: 79" L x 41.75" W x 71.13" H.

## Product Overview Video:

Your browser does not support the video tag.

Video: An official product video from Walker Edison showcasing the features and versatility of the Urban Industrial Metal Twin over Loft Bunk Bed.

## MAINTENANCE

Proper maintenance ensures the longevity and safety of your loft bed.

- **Cleaning:** Wipe the metal frame with a damp cloth to clean. Avoid harsh chemicals that may damage the powder-coated finish.
- **Bolt Tightening:** Periodically (e.g., every few months) inspect all bolts and connections. Tighten any loose bolts to maintain stability and prevent rattling, especially those near the ladder.



*Image: A close-up view of the metal frame, highlighting the powder-coated finish and structural connections.*




Image: Detail of the bed slats and their plastic retaining tabs, which should be checked for secure fit during maintenance.

## TROUBLESHOOTING

If you encounter issues during assembly or use, refer to the following common solutions:

- **Missing or Mismatched Parts/Instructions:** If the provided parts do not match the instructions, or if instructions seem outdated, contact Walker Edison customer support immediately for assistance and updated documentation.
- **Wobbly Bed Frame:** Ensure all bolts are securely tightened. Over time, bolts may loosen, requiring re-tightening. If wobbliness persists, verify that all components are correctly assembled according to the instructions.
- **Difficulty with Slats/Tabs:** If plastic tabs for the bed slats are stiff, briefly soaking them in hot water can make them more pliable for easier installation.
- **Ladder Access:** The ladder design requires stepping over the safety rails to enter the bed. This is a standard design feature for this model.

## SPECIFICATIONS

Feature	Detail
Model Number	BTOLWH
Brand	Walker Edison
Size	Twin Loft
Product Dimensions	79" L x 41.75" W x 71.13" H
Loft Height (Ground to Item Distance)	57 Inches

Color	White
Finish Type	Powder Coated
Material	Metal
Weight Capacity	Up to 200 lbs
Compatible Mattress Size	Twin (5"-9" thickness recommended)
Special Feature	No Box Spring Needed
Included Components	Guardrails, bed frame, assembly instructions, hardware packet
Item Weight	80 pounds

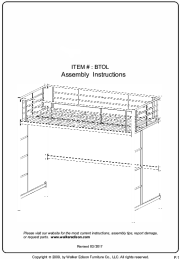

## WARRANTY AND SUPPORT

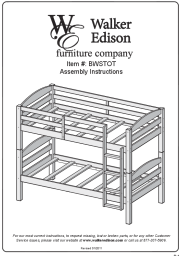



For any questions, concerns, or to obtain updated assembly instructions, please contact Walker Edison customer support. Information regarding product protection plans may also be available through your retailer.

- **Manufacturer:** Walker Edison
- **Customer Support:** Refer to your purchase documentation or the Walker Edison official website for contact details.
- **Protection Plans:** Optional 2-Year or 3-Year Protection Plans may be available for purchase. Consult your retailer for details.

© 2025 Walker Edison. All rights reserved.

## Related Documents - BTOLWH

	<p><a href="#">Walker Edison BTOL Loft Bunk Bed Assembly Instructions</a></p> <p>Comprehensive assembly instructions for the Walker Edison BTOL loft bunk bed, including parts list, hardware list, and step-by-step assembly guidance.</p>
	<p><a href="#">Walker Edison SOPB3H Bunk Bed Assembly Instructions</a></p> <p>Detailed assembly instructions for the Walker Edison SOPB3H bunk bed, including parts list, hardware list, and step-by-step guidance for safe and proper assembly.</p>

 <p>Walker Edison furniture company Item # BWSTOT Assembly Instructions</p> <p>For your most personal satisfaction, be sure to read the safety instructions in the top left corner of this manual. Please read and follow all instructions carefully. © 2015 Walker Edison Company. Walker Edison, BWSTOT and the Walker Edison logo are trademarks of Walker Edison Company.</p>	<p><a href="#">Walker Edison BWSTOT Twin Over Twin Bunk Bed Assembly Instructions and Manual</a></p> <p>Detailed assembly instructions and safety manual for the Walker Edison BWSTOT bunk bed. Includes parts list, hardware guide, and conversion options for two single beds.</p>
 <p>Walker Edison furniture company ITEM # BTSQTOL Assembly Instructions</p> <p>For your most personal satisfaction, be sure to read the safety instructions in the top left corner of this manual. Please read and follow all instructions carefully. © 2015 Walker Edison Company. Walker Edison, BTSQTOL and the Walker Edison logo are trademarks of Walker Edison Company.</p>	<p><a href="#">Walker Edison BTSQTOL Bunk Bed Assembly Instructions</a></p> <p>Step-by-step assembly instructions for the Walker Edison BTSQTOL bunk bed, including parts list, hardware list, and important safety information.</p>
 <p>WALKER EDISON Cottage Classic Bunk Bed ITEM # BWJRTOT Assembly Instructions</p> <p>For Residential Use Only Please read and follow all instructions carefully. © 2015 Walker Edison Company. Walker Edison, BWJRTOT and the Walker Edison logo are trademarks of Walker Edison Company.</p>	<p><a href="#">Walker Edison Cottage Classic Bunk Bed Assembly Instructions</a></p> <p>Comprehensive assembly instructions and safety information for the Walker Edison Cottage Classic Bunk Bed (SKU: BWJRTOT). Includes parts list, hardware list, and step-by-step guidance.</p>
 <p>Walker Edison furniture company Item # BTOL Assembly Instructions</p> <p>For your most personal satisfaction, be sure to read the safety instructions in the top left corner of this manual. Please read and follow all instructions carefully. © 2015 Walker Edison Company. Walker Edison, BTOL and the Walker Edison logo are trademarks of Walker Edison Company.</p>	<p><a href="#">Walker Edison BTOL Bunk Bed Assembly Instructions</a></p> <p>Detailed assembly instructions for the Walker Edison BTOL bunk bed, including parts list, hardware list, and step-by-step assembly guidance for safe and proper setup.</p>