

## Seville Classics SHE16218K

# Seville Classics 10-Drawer Rolling Utility Organizer Storage Cart (Model SHE16218K)

Instruction Manual

### INTRODUCTION

The Seville Classics 10-Drawer Rolling Utility Organizer Storage Cart (Model SHE16218K) is designed to provide a versatile and efficient storage solution for various environments, including home offices, classrooms, craft rooms, and garages. This cart features a durable industrial-strength tubular steel frame with a chrome finish, ensuring corrosion resistance in dry environments. It includes ten removable polypropylene drawers in an opaque black finish, each equipped with a chrome pull knob. A removable perforated steel top shelf offers additional storage or workspace. The unit is equipped with four casters, two of which are lockable, allowing for easy mobility and secure placement.

### SAFETY INFORMATION

- Ensure all components are securely assembled before use.
- Do not overload drawers or the top shelf. Each drawer has a maximum capacity of 3.3 lbs, and the top shelf can hold up to 16.5 lbs.
- Use the locking casters to secure the cart in place when not in motion to prevent accidental movement.
- Keep small parts away from children during assembly to prevent choking hazards.
- Avoid placing hot items directly on the top shelf or in drawers.

### PACKAGE CONTENTS

Please verify that all components listed below are included in your package:

- 1 x Perforated Steel Top Shelf
- 10 x Opaque Black Polypropylene Drawers
- 10 x Chrome Drawer Pull Knobs
- 2 x Steel Side Frames
- 4 x Poles
- 4 x Casters (2 with locking mechanism)

- Assembly Tool (e.g., Allen wrench)

## SETUP AND ASSEMBLY

Assembly of the Seville Classics 10-Drawer Rolling Utility Organizer Storage Cart is straightforward. Follow the instructions provided in your package. Ensure all screws are tightened securely using the provided tool. Periodically check and re-tighten screws as needed to maintain stability.





Image: The assembled 10-drawer cart with key dimensions highlighted.



Image: A close-up view of one of the locking caster wheels, demonstrating its design.

### Assembly Tips:

- Lay out all parts on a clean, flat surface before beginning assembly.

- Do not fully tighten all screws until the entire frame is assembled to allow for minor adjustments.
- Attach the casters to the bottom of the frame, ensuring the two locking casters are positioned on the same side for easier access.
- Insert the drawer pull knobs into each drawer by screwing them in firmly.

### **Assembly Demonstration Video:**

Video: A seller's review demonstrating the assembly process and features of the Seville Utility Organizer Storage Cart.

## **OPERATING INSTRUCTIONS**

---

### **Drawer Usage:**

The ten opaque black polypropylene drawers are designed for easy access and organization. They slide unattached through metal channels, allowing them to be fully removed and re-ordered as needed. This feature is ideal for transporting contents or customizing your storage layout.



Image: A close-up of one of the opaque black drawers, highlighting the chrome pull knob and the smooth sliding mechanism.

### **Mobility:**

The cart is equipped with four 1.5-inch casters, two of which include a locking mechanism. To move the cart, ensure the locking casters are disengaged. To secure the cart in a stationary position, engage the locking

mechanism on the two casters. The tall handles on the frame facilitate easy pushing and pulling.

### **Top Shelf:**

The removable perforated steel top shelf provides a stable surface for additional storage or as a temporary workspace. It can support up to 16.5 lbs.



Image: A detailed view of the perforated steel top shelf, showing its texture and utility.

### **Product in Use Video:**

Video: A seller's demonstration of the rolling storage cart, highlighting its features and ease of movement.

## **MAINTENANCE**

---

### **Cleaning:**

The polypropylene drawers are easy to clean. Use a mild soap and a damp cloth to wipe away dirt or spills. Ensure to wipe away any excess water and allow the drawers to air dry completely before returning them to the cart.

### **Frame Care:**

The chrome-finished steel frame can be wiped clean with a soft, damp cloth. Avoid abrasive cleaners that may

damage the finish. The chrome finish provides necessary corrosion resistance in dry environments.

TROUBLESHOOTING

- Loose Screws:** If the cart feels wobbly, check all assembly screws and re-tighten them using the provided tool.
- Difficulty Rolling on Carpet:** The casters are designed for smooth movement on hard surfaces. Movement on plush or thick carpets may be less fluid.
- Drawers Not Sliding Smoothly:** Ensure the metal channels are free from obstructions. If a drawer is overloaded, it may not slide easily. Redistribute contents or reduce weight.

SPECIFICATIONS

Model Number	SHE16218K
Color	Black
Material	Alloy Steel, Metal, Polypropylene
Frame Material	Metal
Product Dimensions	15.4"D x 12.8"W x 38.2"H
Inner Drawer Dimensions	9.5"W x 13.63"D x 2.5"H
Number of Drawers	10
Item Weight	13 Pounds
Assembly Required	Yes
Manufacturer	Seville Classics

WARRANTY AND SUPPORT

Warranty Information:






The Seville Classics 10-Drawer Rolling Utility Organizer Storage Cart is backed by a Limited 1-year manufacturer's warranty. This warranty protects against original defects in material or workmanship under normal home or office use for the duration of the warranty period. Please retain your proof of purchase for warranty claims.

Customer Support:

For any questions, concerns, or warranty claims, please contact Seville Classics customer support. Refer to the contact information provided in your product packaging or visit the official Seville Classics website for assistance.

Related Documents - SHE16218K

	<a href="#">Seville Classics ULTRADURABLE Commercial-Grade 3-Tier NSF Utility Cart Assembly and User Guide</a> Comprehensive guide for the Seville Classics SHE18304BZ ULTRADURABLE 3-Tier NSF Utility Cart, covering assembly instructions, parts list, FAQs, and specifications.
---	---

 <p>seville classics® 6-Bin Organizer 32.50" W x 14.25" D X 30.51" H</p> <p>Model #: SHE16306, SHE16306B</p> <p><small>Thank you for choosing Seville Classics! We hope that you enjoy your 6-Bin Organizer! Please read through this guide for parts list, assembly instructions, frequently asked questions and other useful information.</small></p> <p><small>1</small></p>	<p><a href="#">Seville Classics 6-Bin Organizer Assembly Instructions and Specifications</a></p> <p>Detailed assembly instructions, parts list, specifications, and customer service information for the Seville Classics 6-Bin Organizer (Model SHE16306, SHE16306B).</p>
 <p>seville classics® 3-Bag Laundry Sorter Cart</p>	<p><a href="#">Seville Classics 3-Bag Laundry Sorter Cart Assembly Instructions (Model SHE16154/WEB250)</a></p> <p>Step-by-step assembly instructions for the Seville Classics 3-Bag Laundry Sorter Cart, Model SHE16154/WEB250. Includes parts list and guidance.</p>
 <p>seville classics® 3-Bag Laundry Sorter Cart</p>	<p><a href="#">Seville Classics WEB919 3-Bag Laundry Hamper Sorter Cart - Assembly and Care Guide</a></p> <p>Comprehensive guide for the Seville Classics WEB919 3-Bag Laundry Hamper Sorter Cart, including parts list, step-by-step assembly instructions, care instructions, and customer service information.</p>
 <p>seville classics® Mobile Laptop Desk Cart</p>	<p><a href="#">Seville Classics Mobile Laptop Desk Cart Assembly and User Guide (WEB162)</a></p> <p>Detailed assembly instructions, troubleshooting tips, and FAQs for the Seville Classics WEB162 Mobile Laptop Desk Cart. Learn how to assemble and use your height-adjustable workstation.</p>
 <p>seville classics® UltraHD® 4-Drawer Rolling Cabinet (Model No. 20205B, 20205B, 20205B)</p> <p>UltraHD® 4-Drawer Rolling Cabinet (Model No. 20205B, 20205B, 20205B)</p>	<p><a href="#">Seville Classics UltraHD 4-Drawer Rolling Cabinet Assembly Instructions</a></p> <p>Step-by-step assembly guide for the Seville Classics UltraHD 4-Drawer Rolling Cabinet (Model No. 20205B), including a detailed parts list, assembly steps, care instructions, and contact information.</p>