

Casio JF-100BM

Casio JF-100BM Standard Function Calculator User Manual

Model: JF-100BM | Brand: Casio

INTRODUCTION

The Casio JF-100BM is a standard function desktop calculator designed for everyday use in office, home, or educational settings. It features a large 10-digit LCD display and is powered by both solar energy and a backup battery, ensuring reliable operation in various lighting conditions. This manual provides detailed instructions on how to set up, operate, maintain, and troubleshoot your calculator to maximize its utility and lifespan.

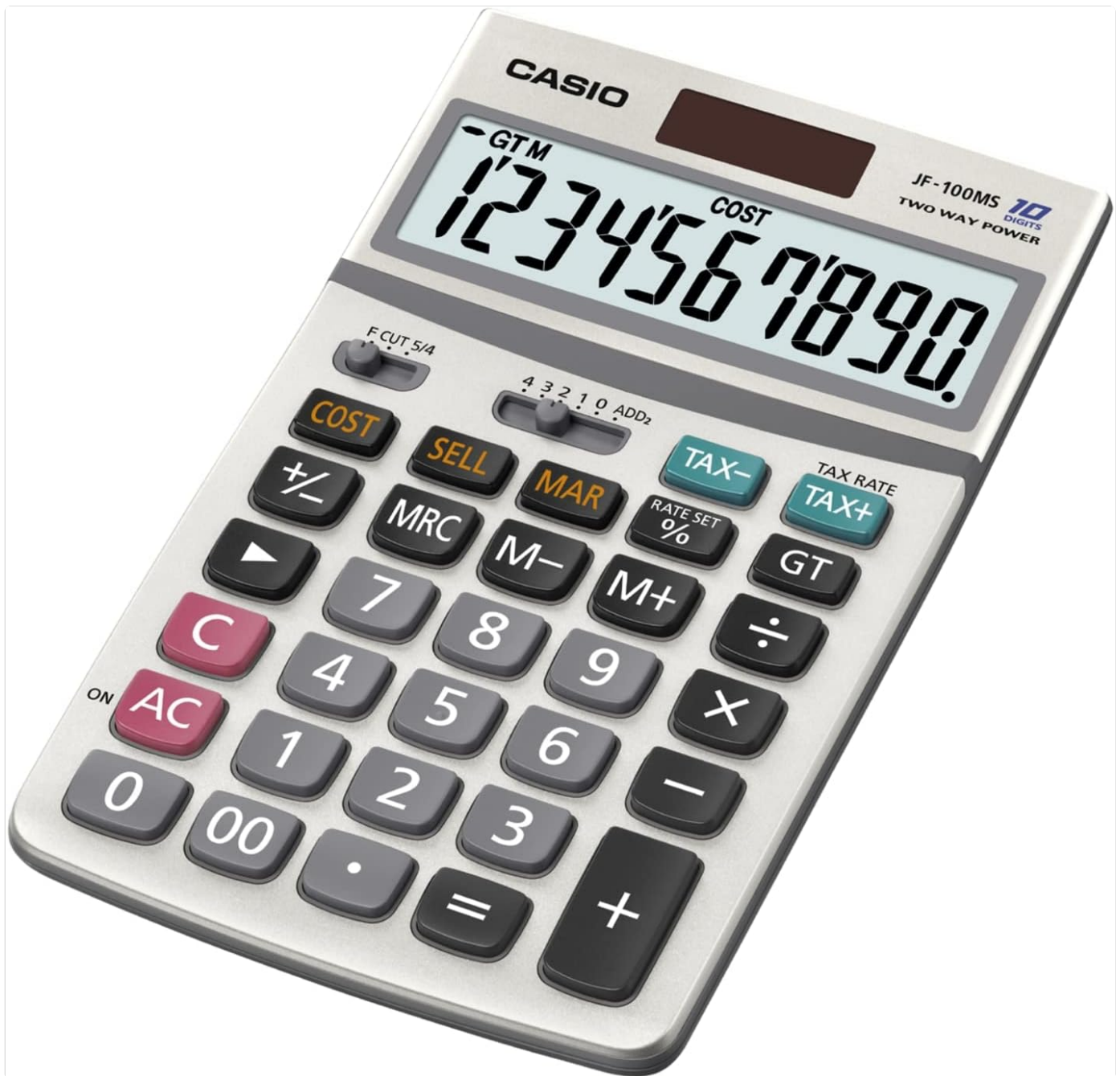


Figure 1: Casio JF-100BM Standard Function Calculator. This image shows the calculator from an angled perspective, highlighting its large display and key layout.

KEY FEATURES

- **Big Display:** Large, easy-to-read 10-digit LCD display.
- **10 Digit LCD Display:** Provides clear numerical output for various calculations.
- **Independent Memory:** Allows for storage and recall of numbers for complex calculations.
- **Solar Powered:** Operates efficiently using ambient light, with battery backup for low-light conditions.
- **Two-Way Power:** Combines solar power with battery power (1 LR44 battery required) for consistent performance.
- **Cost/Sell/Margin Functions:** Dedicated keys for business calculations.
- **Tax Calculation:** TAX+ and TAX- keys for easy tax additions and subtractions.
- **Decimal Selector:** Adjustable decimal settings (F CUT 5/4, 4 3 2 1 0 ADD2).

SETUP

Power Source

The Casio JF-100BM calculator utilizes a two-way power system: solar power and battery power. For optimal performance, ensure the solar panel located above the display is exposed to sufficient light. In low-light conditions, the calculator automatically switches to battery power. The calculator requires one LR44 battery.

Initial Use

1. Place the calculator in a well-lit area to activate solar power, or ensure a fresh LR44 battery is installed.
2. Press the **ON/AC** button to turn on the calculator and clear any previous entries.
3. The display should show "0". If not, press **AC** again.

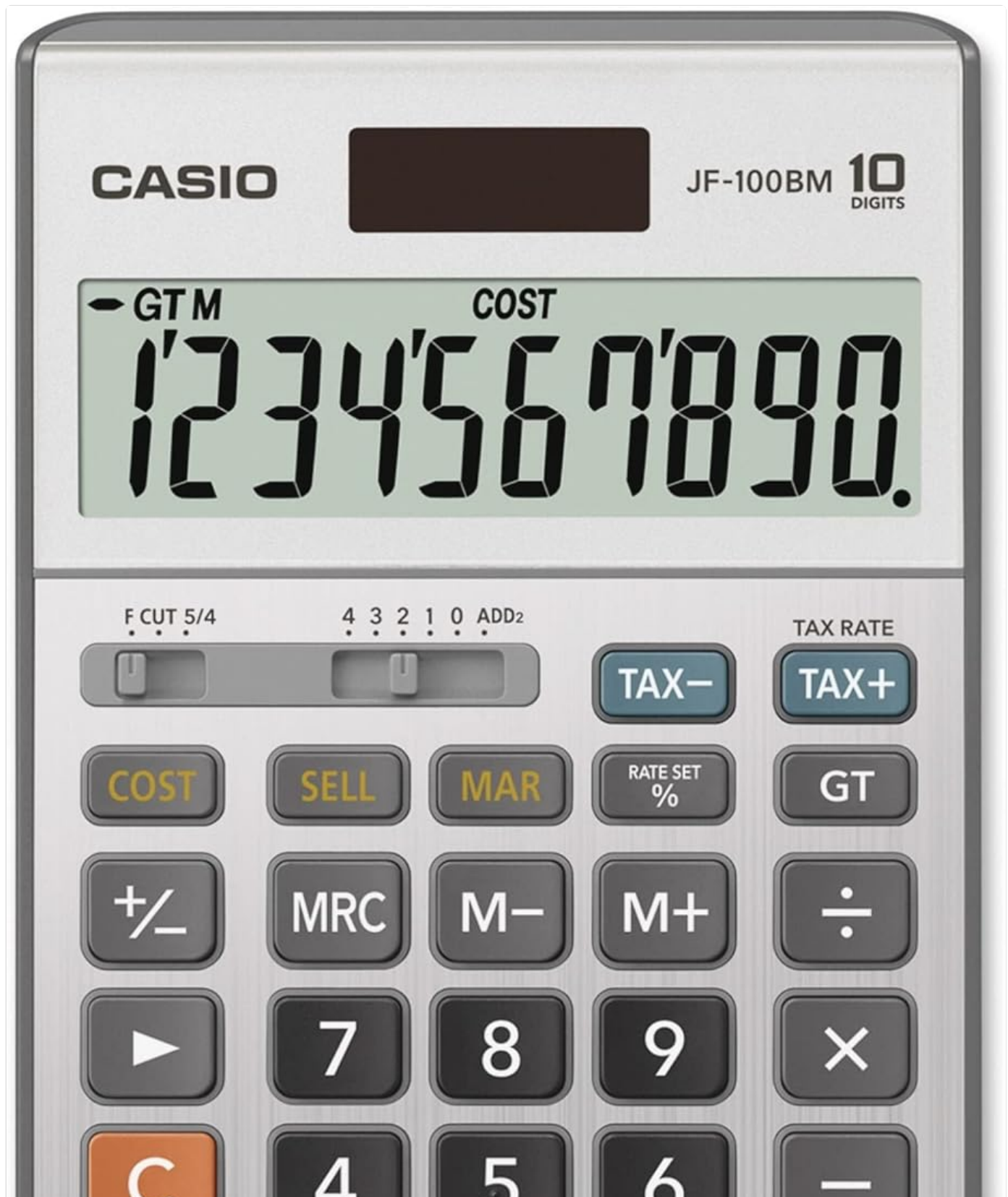




Figure 2: Front view of the Casio JF-100BM. This image provides a clear, straight-on view of the calculator's display and all its keys, including the ON/AC button.

OPERATING INSTRUCTIONS

Basic Arithmetic Operations

Perform standard calculations using the number keys and operator keys (+, -, ×, ÷).

- **Addition:** Enter first number, press +, enter second number, press =.
- **Subtraction:** Enter first number, press -, enter second number, press =.
- **Multiplication:** Enter first number, press ×, enter second number, press =.
- **Division:** Enter first number, press ÷, enter second number, press =.

Memory Functions

The calculator includes independent memory functions to store and recall values.

- **M+:** Adds the displayed value to the memory.
- **M-:** Subtracts the displayed value from the memory.
- **MRC:** Recalls the memory content. Pressing it a second time clears the memory.

Percentage Calculations

Use the percentage key (%) for quick percentage calculations.

- **Calculating a percentage of a number:** Enter number, press ×, enter percentage value, press %.
- **Adding a percentage:** Enter number, press +, enter percentage value, press %.
- **Subtracting a percentage:** Enter number, press -, enter percentage value, press %.

Tax Calculations (TAX+, TAX-)

The calculator allows you to set a tax rate and easily add or subtract tax from a value.

1. **Setting Tax Rate:** Enter the tax rate (e.g., 5 for 5%), press **RATE SET/%**. The display will show "SET" and the rate.
2. **Adding Tax:** Enter value, press **TAX+**.
3. **Subtracting Tax:** Enter value, press **TAX-**.

Cost, Sell, Margin Calculations

These functions simplify profit margin calculations.

- **COST:** Calculates the cost based on sell price and margin.
- **SELL:** Calculates the sell price based on cost and margin.
- **MAR:** Calculates the margin based on cost and sell price.

To use, enter two of the three values (Cost, Sell, Margin) and press the key for the unknown value.

Grand Total (GT)

The **GT** key accumulates the results of all multiplication and division operations. Pressing **GT** displays the grand total. Pressing **AC** clears the grand total memory.

Decimal Selector Switch

The slider switch above the number keys controls the decimal point and rounding settings.

- **F (Floating):** Floating decimal point.
- **5/4 (Rounding):** Rounds up if the next digit is 5 or greater, otherwise rounds down.
- **4, 3, 2, 1, 0:** Specifies the number of decimal places.
- **ADD2:** Automatically adds two decimal places for currency calculations.

Clear Functions

- **C (Clear Entry):** Clears the last entered number or the current calculation entry.
- **AC (All Clear):** Clears all entries, calculations, and memory contents, resetting the calculator to its initial state.



Figure 3: Casio JF-100BM in a typical office setting. This image shows the calculator being used alongside a laptop, demonstrating its practical application for daily tasks.

MAINTENANCE

- **Cleaning:** Wipe the calculator with a soft, dry cloth. For stubborn dirt, slightly dampen the cloth with water and mild soap, then wipe dry immediately. Do not use abrasive cleaners or solvents.
- **Storage:** Store the calculator in a cool, dry place away from direct sunlight and extreme temperatures.
- **Battery Replacement:** If the display becomes dim or unresponsive in low light, the LR44 battery may need replacement. Refer to the battery compartment on the back of the unit.

TROUBLESHOOTING

Problem	Possible Cause	Solution
Display is blank or dim.	Insufficient light for solar power, or low battery.	Move to a brighter area. If problem persists, replace the LR44 battery.
Calculator does not respond to key presses.	Temporary malfunction or frozen state.	Press AC to clear. If unresponsive, remove and reinsert the battery (if applicable) or move to brighter light.
Incorrect calculation results.	Incorrect input, incorrect decimal setting, or memory not cleared.	Press AC to clear all. Check decimal selector switch position. Re-enter calculation carefully. Clear memory with MRC twice.

SPECIFICATIONS

Feature	Detail
Product Dimensions	7 x 4 x 1 inches
Item Weight	5.5 ounces
Model Number	JF-100BM
Power Source	Solar Powered, 1 LR44 battery required
Display	10 Digit LCD
Calculator Type	Standard Function
Color	Multicolor
Manufacturer	Casio Inc.



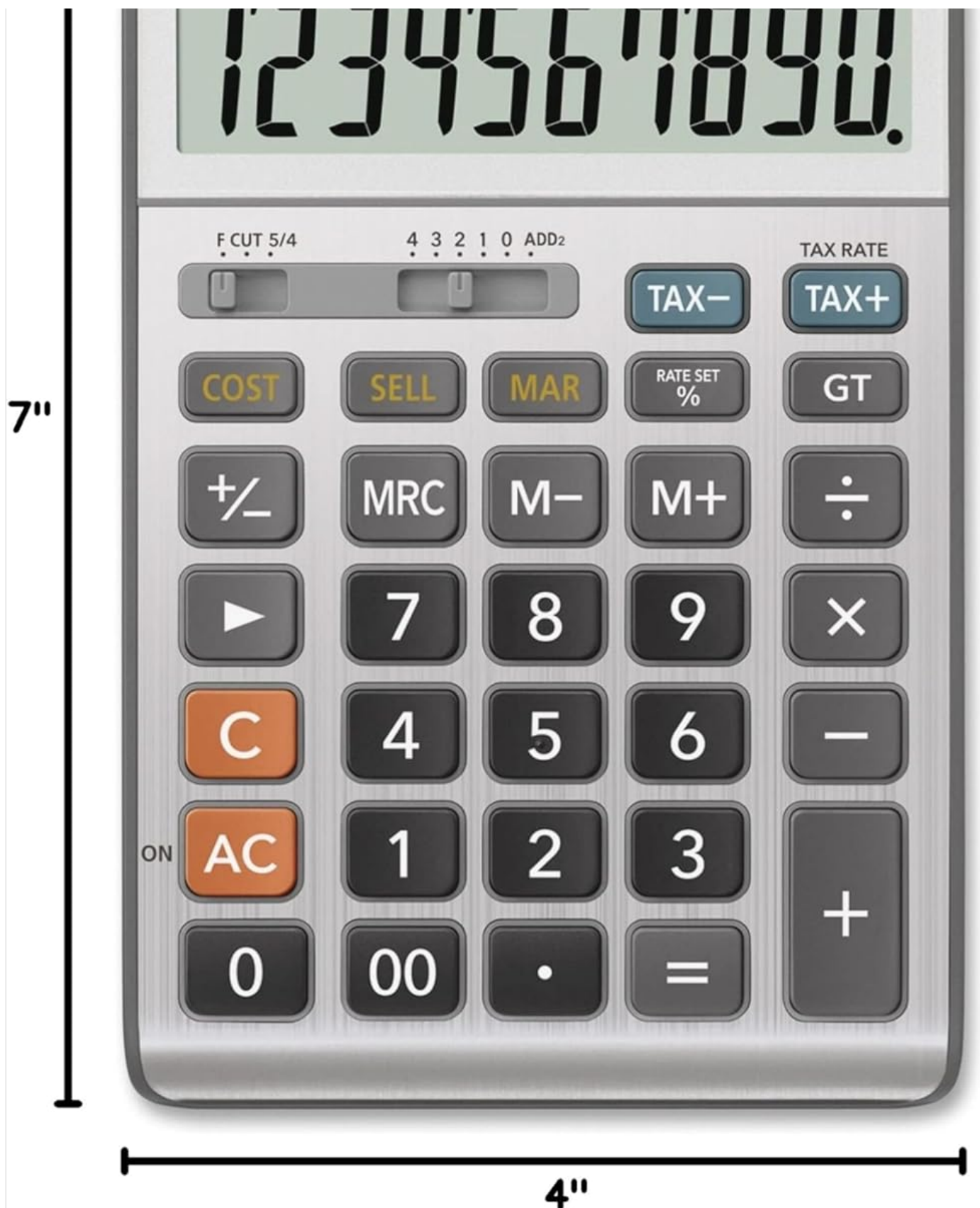






Figure 4: Dimensions of the Casio JF-100BM. This image illustrates the physical size of the calculator, showing its length and width measurements.

WARRANTY AND SUPPORT

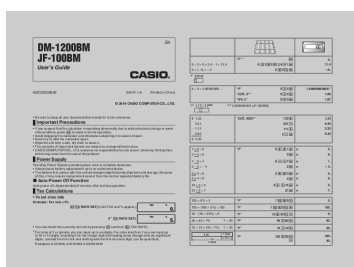
Casio products are manufactured to high quality standards. For information regarding warranty coverage, service, or technical support, please refer to the warranty card included with your purchase or visit the official Casio website. Keep your purchase receipt as proof of purchase.

For further assistance, you may visit the [Casio Store on Amazon](#) or contact Casio customer service directly.

Related Documents

	Casio DM-1200BM JF-100BM Calculator User's Guide Comprehensive user's guide for the Casio DM-1200BM and JF-100BM calculators. Covers important precautions, power supply details, step-by-step tax calculation examples, general calculation examples, and technical specifications.
	Casio HR-170RC Portable Printing Calculator Specifications Explore the features and specifications of the Casio HR-170RC, a portable desktop printer calculator with a large display, high-speed printing, and essential business functions.
	CASIO S-20L / S-2 Calculator: Operating Instructions and Specifications Comprehensive user manual for the CASIO S-20L and S-2 calculators, covering operation, power sources, error handling, technical specifications, and calculation examples. Learn how to use your CASIO calculator effectively.
	Casio fx-991CW ClassWiz Interactive Manual: A Comprehensive Guide Explore the features and functionalities of the Casio fx-991CW Scientific Calculator with this interactive manual. Learn how to perform calculations, use special functions, and navigate the device effectively.

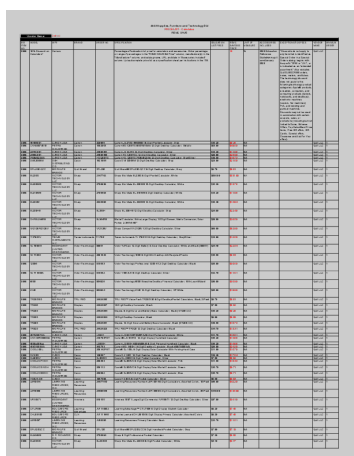
Documents - Casio – JF-100BM



[Casio DM-1200BM JF-100BM Calculator User's Guide](#)

Comprehensive user's guide for the Casio DM-1200BM and JF-100BM calculators. Covers important precautions, power supply details, step-by-step tax calculation examples, general calculation examples, and technical specifications.

lang: **score:28** filesize: 746.67 K page_count: 2 document date: 2014-11-04



ITEM NO	DESCRIPTION	UNIT	PRICE	QTY	TOTAL
1
2
3
4
5
6
7
8
9
10
11
12
13
14
15
16
17
18
19
20
21
22
23
24
25
26
27
28
29
30
31
32
33
34
35
36
37
38
39
40
41
42
43
44
45
46
47
48
49
50
51
52
53
54
55
56
57
58
59
60
61
62
63
64
65
66
67
68
69
70
71
72
73
74
75
76
77
78
79
80
81
82
83
84
85
86
87
88
89
90
91
92
93
94
95
96
97
98
99
100

[\[pdf\] Specifications Accessories Price List](#)

Untitled Quill LLC BID ITEM NO MODEL MFR BRAND ORDER SPECIFICATION EDUCATION LIST
PRICE REMC SAVE UNIT OF MEASURE ACCESSOR 232034 media2store2 blob core windows net
storage item spec 23 |||

Vendor Name: Quill LLC 2023 Supplies, Furniture and Technology Bid PRICE LIST -
Calculators REMC S ... le Office Style Office Style Office Style Texas Instruments
MS80TES 5936A028AA CIOJF100MSSIH **JF-100BM** 12C#ABA NW239AA#ABA
F2231AA#ABA BAIPLSPRO VCT1190 VCT12054 440 44080 4019 4080 4065 JOB6
8...

lang:i-klnglon **score:18** filesize: 119.79 K page_count: 4 document date: 2022-12-06

