

Step2 800000

# Step2 Play Up Double Slide Climber Instruction Manual

Model: 800000

## 1. PRODUCT OVERVIEW

The Step2 Play Up Double Slide Climber is an outdoor playset designed to provide engaging and active play for toddlers aged 2 to 6 years. This versatile playground features multiple activity zones, including two slides of different lengths, a climbing wall, a crawl space, and an elevated playhouse platform. It encourages physical development, imaginative play, and social interaction in a safe environment.



Image 1: The Step2 Play Up Double Slide Climber, showcasing its two slides and elevated play structure.

## 2. SAFETY INFORMATION

**WARNING: CHOKING HAZARD - Small parts. Sharp points. Adult assembly required.**

- Adult supervision is required at all times when children are using the playset.
- Ensure the playset is placed on a level surface, at least 6 feet (1.8 meters) from any structures or obstructions such as fences, garages, houses, overhanging branches, laundry lines, or electrical wires.
- Do not allow children to wear loose-fitting clothing, scarves, or clothing with drawstrings that could become entangled in the playset.
- Regularly inspect the playset for loose bolts, cracks, or damage. Replace or repair any damaged parts immediately.
- Ensure all bolts and fasteners are securely tightened before each use.
- Maximum weight capacity: 60 pounds (27.2 kg) per user, 180 pounds (81.6 kg) total. Accommodates up to three children simultaneously.

## 3. KEY FEATURES

- **Dual Slides:** Includes a 45.5-inch blue slide and a 36-inch green slide for varied play experiences.

- **Elevated Playhouse:** A two-tier platform provides an elevated play area.
- **Climbing Wall:** Features a textured climbing surface to enhance motor skills.
- **Crawl Space:** An area beneath the platform for imaginative hide-and-seek games or toy storage.
- **Steering Wheels:** Two steering wheels encourage imaginative play and gross motor skill development.
- **Durable Construction:** Made from double-walled plastic that resists chipping, fading, cracking, and peeling.
- **Easy Entry Steps:** Designed with sure-grip rails for safe climbing.



Image 2: Children engaging with the climber, highlighting the different play elements.

## 4. SETUP AND ASSEMBLY

Assembly of the Step2 Play Up Double Slide Climber is designed to be straightforward. It is recommended that two adults perform the assembly to ensure stability and proper alignment of components. All necessary fasteners are included.

### 4.1 Package Contents

Verify that all parts listed in the assembly instructions are present before beginning. Components typically include:

- Main platform sections
- Two slide sections (blue and green)
- Climbing wall panel
- Stair sections with handrails
- Two steering wheels
- All necessary bolts and fasteners

## 4.2 Assembly Steps

1. Begin by connecting the main base sections of the playset. Ensure they are securely fastened using the provided bolts.
2. Attach the elevated platform to the base structure.
3. Install the climbing wall and stair sections, ensuring all handrails are firmly in place.
4. Secure the two slide sections to their designated positions on the platform.
5. Attach the steering wheels to the appropriate panels.
6. Double-check all connections and tighten any loose bolts to ensure the playset is stable and safe for use.



Image 3: A side view illustrating the playset's structure and climbing features.

## 5. OPERATING INSTRUCTIONS

The Step2 Play Up Double Slide Climber offers various ways for children to engage in active and imaginative



play.

- **Climbing:** Children can use the easy-entry steps and climbing wall to reach the elevated platform. Encourage them to use the handrails for support.
- **Sliding:** Two slides provide different experiences. The longer blue slide offers a faster descent, while the shorter green slide is suitable for younger or less confident sliders.
- **Imaginative Play:** The elevated platform can serve as a lookout, a castle, or any other creative space. The crawl-through area underneath is perfect for hide-and-seek or as a secret hideaway.
- **Steering Wheels:** The two steering wheels allow children to pretend they are driving a vehicle, fostering imaginative role-play.



Image 4: A child enjoying the blue slide, demonstrating typical use.

## 6. MAINTENANCE

To ensure the longevity and safety of your Step2 Play Up Double Slide Climber, regular maintenance is recommended.

- **Cleaning:** The durable double-walled plastic construction is easy to clean. Use mild soap and water with

a soft cloth or sponge to wipe down all surfaces. Rinse thoroughly.

- **Inspection:** Periodically check all nuts, bolts, and other fasteners for tightness. Tighten as necessary.
- **Damage Check:** Inspect plastic components for cracks, breaks, or sharp edges. Discontinue use if any damage is found and contact customer support for replacement parts.
- **Environmental Care:** While the playset is designed to withstand outdoor elements, consider moving it to a shaded area during extreme heat to prevent surfaces from becoming too hot for children.

## 7. TROUBLESHOOTING

- **Playset feels wobbly:** Ensure all assembly bolts are fully tightened. Check that the playset is on a completely level surface.
- **Parts do not fit together:** Refer to the assembly instructions to ensure correct orientation of parts. Do not force components together.
- **Missing parts:** Contact Step2 customer support with your product model number and a description of the missing part.







## 8. SPECIFICATIONS

Attribute	Detail
Brand	Step2
Model Number	800000
Product Dimensions	84"L x 53"W x 61"H (213.4 cm L x 134.6 cm W x 155 cm H)
Item Weight	78 Pounds (35.4 kg)
Material	Durable Double-Walled Plastic
Color	Multiple
Age Range (Recommended)	2-6 Years Old
Maximum Weight Recommendation	180 lbs (81.6 kg) total, 60 lbs (27.2 kg) per user
Assembly Required	Yes

## 9. WARRANTY AND SUPPORT

For warranty information, replacement parts, or customer support, please contact Step2 directly. Keep your proof of purchase and model number handy for faster service.

Visit the official [Step2 Store](#) for more products and information.

 <p>SCOUT &amp; SLIDE CLIMBER™</p> <p>SAVE THIS SHEET FOR FUTURE REFERENCE.</p>	<p><a href="#">Step2 Scout &amp; Slide Climber Assembly and Safety Instructions</a></p> <p>Comprehensive guide for assembling and safely using the Step2 Scout &amp; Slide Climber. Includes warnings, safety information, maintenance tips, and playground surfacing guidelines.</p>
 <p>DOUBLE SHOWERS SPLASH WATER TABLE</p> <p>SAVE THIS SHEET FOR FUTURE REFERENCE.</p>	<p><a href="#">Step2 Double Showers Splash Water Table: Assembly &amp; Safety Guide (Model 421500)</a></p> <p>Comprehensive assembly instructions, safety warnings, and care guide for the Step2 Double Showers Splash Water Table (Model 421500). Includes details on adult supervision, cleaning, and product specifications.</p>
 <p>Clubhouse Climber™ 8012/8023</p> <p>SAVE THIS SHEET FOR FUTURE REFERENCE.</p>	<p><a href="#">Step2 Clubhouse Climber 8012/8023 Assembly and Safety Instructions</a></p> <p>Comprehensive assembly, safety warnings, operation, and maintenance instructions for the Step2 Clubhouse Climber 8012/8023 playset. Includes parts list, installation guide, and safety guidelines.</p>
 <p>NEAT &amp; TIDY COTTAGE HOMESTYLE EDITION™</p> <p>SAVE THIS SHEET FOR FUTURE REFERENCE.</p>	<p><a href="#">Step2 Neat &amp; Tidy Cottage Homestyle Edition Assembly Instructions</a></p> <p>Comprehensive assembly instructions for the Step2 Neat &amp; Tidy Cottage Homestyle Edition playhouse. Includes a list of parts, hardware, and step-by-step visual guides for assembly. Features multilingual support and tips for installation.</p>
 <p>SPACE CAPSULE SWING™</p> <p>SAVE THIS SHEET FOR FUTURE REFERENCE.</p>	<p><a href="#">Step2 Space Capsule Swing™: Assembly &amp; Safety Guide</a></p> <p>Official assembly instructions and comprehensive safety guidelines for the Step2 Space Capsule Swing™, ensuring safe outdoor play for children aged 3-7.</p>
 <p>7959 Naturally Playful StoryBook Cottage™</p> <p>SAVE THIS SHEET FOR FUTURE REFERENCE.</p>	<p><a href="#">Step2 Naturally Playful StoryBook Cottage Assembly and Safety Instructions</a></p> <p>Comprehensive guide for assembling, using, and maintaining the Step2 Naturally Playful StoryBook Cottage. Includes safety warnings, cleaning instructions, and troubleshooting tips.</p>