

Simba Y660

Filly Fairy Horses Instruction Manual

Brand: **Simba** | Model: **Y660**

1. PRODUCT OVERVIEW

The Filly Fairy collectible figure is a charming toy designed for imaginative play. Each pack contains one Filly Fairy figure, a trading card, and a small booklet. A unique feature of these figures is their wings, which are designed to glow in the dark, adding an enchanting element to playtime.



This image displays the Filly Fairy product. On the right, there is a vibrant display box containing multiple individually wrapped Filly Fairy figures. To the left, several unboxed Filly Fairy figures are arranged, showcasing their diverse colors, detailed designs, and distinct wing features, some of which are designed to glow in the dark.

2. SAFETY INFORMATION

Please read this instruction manual in detail before using the toys. This product is suitable for children aged **3 years and up**. Keep small parts away from younger children to prevent choking hazards. This toy is not intended for consumption.

3. SETUP

The Filly Fairy figures require no assembly and are ready for play directly out of the packaging.

1. **Unboxing:** Carefully open the individual product bag to reveal your Filly Fairy figure, trading card, and booklet.
2. **Ready to Play:** Your Filly Fairy figure is now ready for imaginative adventures.

4. OPERATING INSTRUCTIONS

The primary interactive feature of some Filly Fairy figures is their glow-in-the-dark wings.

- **Activating Glow:** To activate the glow-in-the-dark feature, expose the wings of your Filly Fairy figure to a bright light source (such as sunlight or a lamp) for a few minutes.
- **Observing Glow:** Once charged, take the figure into a dark or dimly lit room to observe the wings glowing. The intensity and duration of the glow may vary based on the charging time and light source.

5. CARE AND MAINTENANCE

To ensure the longevity and appearance of your Filly Fairy figure, follow these simple care instructions:

- **Cleaning:** Wipe the figure gently with a soft, dry cloth. For stubborn dirt, a slightly damp cloth can be used, but avoid excessive moisture.
- **Storage:** Store the figure in a clean, dry place away from direct sunlight and extreme temperatures to prevent discoloration or damage.
- **Handling:** Handle the figure with care, especially the wings and delicate parts, to avoid breakage.

6. TROUBLESHOOTING

While Filly Fairy figures are simple toys, here are some common inquiries:

- **Wings not glowing:** Ensure the figure's wings have been exposed to a bright light source for an adequate amount of time (at least 5-10 minutes) before attempting to view them in the dark.
- **Figure appears damaged:** Inspect the figure upon opening. If any significant damage is present, contact the retailer or manufacturer for assistance.

7. PRODUCT SPECIFICATIONS

Product Dimensions	15 x 12 x 3 cm
Product Weight	9.07 g
Item Model Number	Y660
Manufacturer Recommended Age	3 years and up
Material Type	Crystal (referring to the figure's material composition)
Assembly Required	No
Batteries Required	No


8. WARRANTY AND SUPPORT






Warranty information for your Filly Fairy figure is typically provided at the point of purchase or within the product packaging. Please retain your receipt as proof of purchase.

For further support or inquiries regarding your Filly Fairy product, please contact the retailer from whom you purchased the item or refer to the contact information provided by the manufacturer, Simba, in the product booklet.

© 2023 Simba. All rights reserved.

Related Documents - Y660

	<p>My Music World 32-Key Toy Keyboard by Simba</p> <p>Discover the Simba My Music World 32-key toy keyboard. This interactive musical toy for children features 8 demo songs, various instrument sounds, rhythm options, recording capabilities, and easy-to-use controls for tempo and volume.</p>
---	---

	<p><u>DIHOOM Y660 Indoor Wireless Battery Wi-Fi Camera: Quick Start Guide & Setup</u></p> <p>A comprehensive guide to setting up and connecting the DIHOOM Y660 Indoor Wireless Battery Wi-Fi Camera. Covers product features, app installation, and Wi-Fi connection methods for enhanced home security.</p>
	<p><u>Disney The Lion King Mighty Roar Simba Interactive Plush Toy Instructions</u></p> <p>Comprehensive user guide for the Hasbro Disney The Lion King Mighty Roar Simba interactive plush toy, covering setup, features, play modes, troubleshooting, and care instructions.</p>
	<p><u>HEROS CONSTRUCTOR 170x - Assembly Instructions and Building Ideas</u></p> <p>Explore the creative possibilities with the HEROS CONSTRUCTOR 170x toy set. This guide provides step-by-step instructions for building various models, fostering imagination and fine motor skills. Made in Germany by Simba Toys.</p>
	<p><u>HEROS Constructor 220x Toy Building Set - Assembly Instructions</u></p> <p>Detailed assembly instructions and overview for the HEROS Constructor 220x toy building set. Learn how to build various models with this educational and creative wooden construction kit.</p>
	<p><u>Eichhorn 100072321 Mosaic Pattern Building Game Instructions</u></p> <p>Discover creative play with the Eichhorn 100072321 mosaic pattern building game. This guide provides assembly examples for colorful geometric shapes, encouraging imagination and fine motor skills in children.</p>