

Rubbermaid FG2212CPSTEEL

Rubbermaid 14-Gallon Tote User Manual

Model: FG2212CPSTEEL

INTRODUCTION

The Rubbermaid 14-Gallon Tote is a durable storage container designed for various household and organizational needs. Its robust construction and secure lid make it suitable for protecting contents from dust and moisture, while its stackable design optimizes storage space. This manual provides essential information for the proper use and maintenance of your tote.

KEY FEATURES

- **Durable Construction:** Made from shatter-resistant polyethylene, designed to withstand harsh temperatures and provide long-lasting use.
- **Secure Snap-On Lid:** The lid provides a tight seal, keeping contents dry and dust-free.
- **Stackable Design:** Engineered to stack efficiently, saving valuable storage space.
- **Integrated Handles:** Built-in handles facilitate easy lifting and portability.
- **Versatile Capacity:** Offers a 14-gallon (approximately 53-liter) storage volume, ideal for various items.

PRODUCT OVERVIEW



Figure 1: Rubbermaid 14-Gallon Tote with its secure snap-on lid.

The Rubbermaid 14-Gallon Tote, shown in Figure 1, is designed for robust storage. Its dark blue color and sturdy build are characteristic of the Roughneck series, known for resilience. The integrated handles on each side allow for comfortable gripping and transportation, even when the tote is full.



Figure 2: External dimensions of the 14-Gallon Tote.

As illustrated in Figure 2, the tote measures approximately 23.9 inches in length, 15.9 inches in width, and 12.2 inches in height. These dimensions are crucial for planning storage space and ensuring the tote fits your intended location.

SETUP AND OPERATING INSTRUCTIONS

1. Preparing for Use

- Before first use, wipe the interior and exterior of the tote with a damp cloth to remove any dust or manufacturing residue.
- Ensure the tote is completely dry before storing items, especially moisture-sensitive materials.

2. Filling the Tote

- Place items neatly inside the tote. Avoid overfilling to ensure the lid can close properly and to prevent stress on the container.
- For heavy items, distribute weight evenly to maintain balance and ease of carrying.

3. Securing the Lid

- Align the lid with the top edge of the tote.
- Press down firmly on all four sides of the lid until you hear a distinct snap, indicating it is securely fastened. This snap-on mechanism helps keep contents dry and dust-free.

4. Stacking Totes

- The Rubbermaid 14-Gallon Tote is designed for stable stacking. Ensure the lid is securely fastened on the bottom tote before placing another tote on top.
- Avoid stacking excessively heavy totes on top of lighter ones to prevent damage or instability.

Your browser does not support the video tag.

Video 1: This video demonstrates the versatility and various sizes of the Rubbermaid Roughneck storage containers, including how they can be used for organizing items in a garage or other storage areas. It highlights their stackable design and ease of use for different storage needs.

Your browser does not support the video tag.

Video 2: This product overview video showcases the key features of the Rubbermaid Roughneck Tote, including its durable construction, secure lid, and integrated handles. It provides a visual guide to the product's design and functionality for everyday storage.

MAINTENANCE

- **Cleaning:** Clean the tote with mild soap and water. Avoid abrasive cleaners or harsh chemicals that could damage the plastic. Rinse thoroughly and allow to air dry completely before re-use or storage.
- **Storage:** When not in use, store the tote in a cool, dry place away from direct sunlight to prolong its lifespan.

TROUBLESHOOTING







- **Lid Not Sealing Properly:** Ensure the tote is not overfilled. Check the rim of the tote and the lid for any debris or damage that might prevent a tight seal. Apply even pressure around the entire perimeter of the lid until it snaps into place.
- **Tote Warping:** While designed for durability, extreme weight or prolonged exposure to very high temperatures (e.g., direct sunlight in a hot garage) can potentially cause slight warping. Avoid storing excessively heavy items that exceed the tote's capacity or placing it in environments with extreme, sustained heat.

SPECIFICATIONS

Attribute	Detail
Brand	Rubbermaid
Model Number	FG2212CPSTEEL
Capacity	14 Gallons
Material	Polyethylene
Color	Steel (Dark Blue)
Product Dimensions (L x W x H)	23.9" x 15.9" x 12.2"
Item Weight	1.87 Pounds
Closure Type	Snap
Water Resistance Level	Water Repellent
UPC	051596141035, 071691170556

WARRANTY AND SUPPORT

The Rubbermaid Roughneck Storage Box comes with a **Lifetime Warranty**, ensuring long-term reliability and customer satisfaction. For any product inquiries, support, or warranty claims, please contact Rubbermaid customer service directly. Refer to the official Rubbermaid website or product packaging for the most current contact information.

	<p>Rubbermaid 7'x7' Resin Storage Building Assembly Instructions (Model 5H80)</p> <p>Detailed assembly instructions for the Rubbermaid 7'x7' Resin Storage Building, model 5H80. Includes parts list, required tools, step-by-step guidance, and safety information for building your outdoor storage shed.</p>
	<p>Rubbermaid Commercial Products 10-Year Limited Warranty for Outdoor Living Products</p> <p>This document outlines the 10-year limited warranty provided by Rubbermaid Commercial Products LLC for its outdoor living products. It details coverage, exclusions, and the process for obtaining service.</p>
	<p>Rubbermaid 1S85 7' x 3'6" Resin Storage Building Assembly Instructions</p> <p>Step-by-step assembly guide for the Rubbermaid 1S85 7' x 3'6" resin storage building. Includes parts list, required tools, and detailed instructions for building your outdoor shed.</p>
	<p>Rubbermaid Horizontal Shed Assembly Instructions and Care Guide</p> <p>Step-by-step assembly instructions and essential care information for the Rubbermaid 3748 Horizontal Storage Shed. Includes parts list, dimensions, and maintenance tips for outdoor resin sheds.</p>
	<p>Rubbermaid 4-8 ft Deluxe Closet Kit Installation Guide</p> <p>This document provides detailed installation instructions for the Rubbermaid 4-8 ft Deluxe Closet Kit, including a comprehensive parts list, required tools, and step-by-step guides for mounting hang rails, uprights, shelves, and clothes rods. Learn how to configure your adjustable closet system for optimal storage.</p>
	<p>Rubbermaid 5L30 Storage Building Assembly Instructions</p> <p>Comprehensive assembly instructions for the Rubbermaid 5L30 outdoor storage building, detailing site preparation, floor, wall, and roof installation steps.</p>