

## Manuals+

[Q & A](#) | [Deep Search](#) | [Upload](#)

[manuals.plus](#) /

› [Sauder](#) /

› [Sauder Edge Water Office, Executive Desk with File Drawer Storage, L: 65.12" x W: 29.53" x H: 29.37", Estate Black](#)

### Sauder 409042

# Sauder Edge Water Executive Desk Instruction Manual

MODEL: 409042

## Introduction

The Sauder Edge Water Executive Desk is designed to enhance your home office with its spacious tabletop and intelligent storage solutions. This manual provides comprehensive instructions for assembly, operation, maintenance, and troubleshooting to ensure you get the most out of your new desk.



Image: The Sauder Edge Water Executive Desk in Estate Black, showcasing its spacious design and integrated storage.

## Safety Information

For your safety and to prevent damage to the product, please adhere to the following guidelines:

- Always assemble the desk on a stable, level surface.
- Ensure the desk is properly anchored to the wall or floor to prevent tipping, especially if heavy items are

placed on it.

- Keep cords organized and out of walking paths to prevent tripping hazards.
- Do not place objects on the desk that could exceed its maximum weight recommendation of 75 pounds or cause instability.

## Product Overview

---

The Sauder Edge Water Executive Desk is designed for functionality and style, featuring:

- **Spacious Tabletop:** Ample room for your laptop, monitor, and other office essentials.
- **Keyboard/Mouse Drawer:** A large drawer with a flip-down panel keeps your workspace tidy.
- **Cable Management:** A desktop grommet hole provides convenient cord access.
- **Ample Storage:** Two small storage drawers for office supplies and two full-extension file drawers for letter-size hanging files.
- **Durable Construction:** Built with a T-lock drawer system for quick assembly and smooth operation.
- **Elegant Finish:** Estate Black finish complements various decor styles.



Image: The Sauder Edge Water Executive Desk positioned in a home office, demonstrating its size and aesthetic appeal.



Image: A close-up view of the desk's central keyboard tray, shown in its extended position with a keyboard and mouse.





Image: An open file drawer of the desk, revealing hanging file folders for organized document storage.

## Specifications

Feature	Detail
Brand	Sauder
Model Number	409042
Model Name	Edge Water
Product Dimensions (D x W x H)	29.53"D x 65.12"W x 29.37"H
Color	Estate Black
Finish Type	Estate Black Finish
Base Material	Engineered Wood

Drawer Glide Material	Metal
Number of Drawers	4
Special Feature	Keyboard Tray Included
Maximum Weight Recommendation	75 Pounds
Required Assembly	Yes
Recommended Number of People for Assembly	1
Tools Recommended For Assembly	Hammer, Screw Driver
Warranty Type	Limited
Manufacturer Warranty Description	5 year parts.

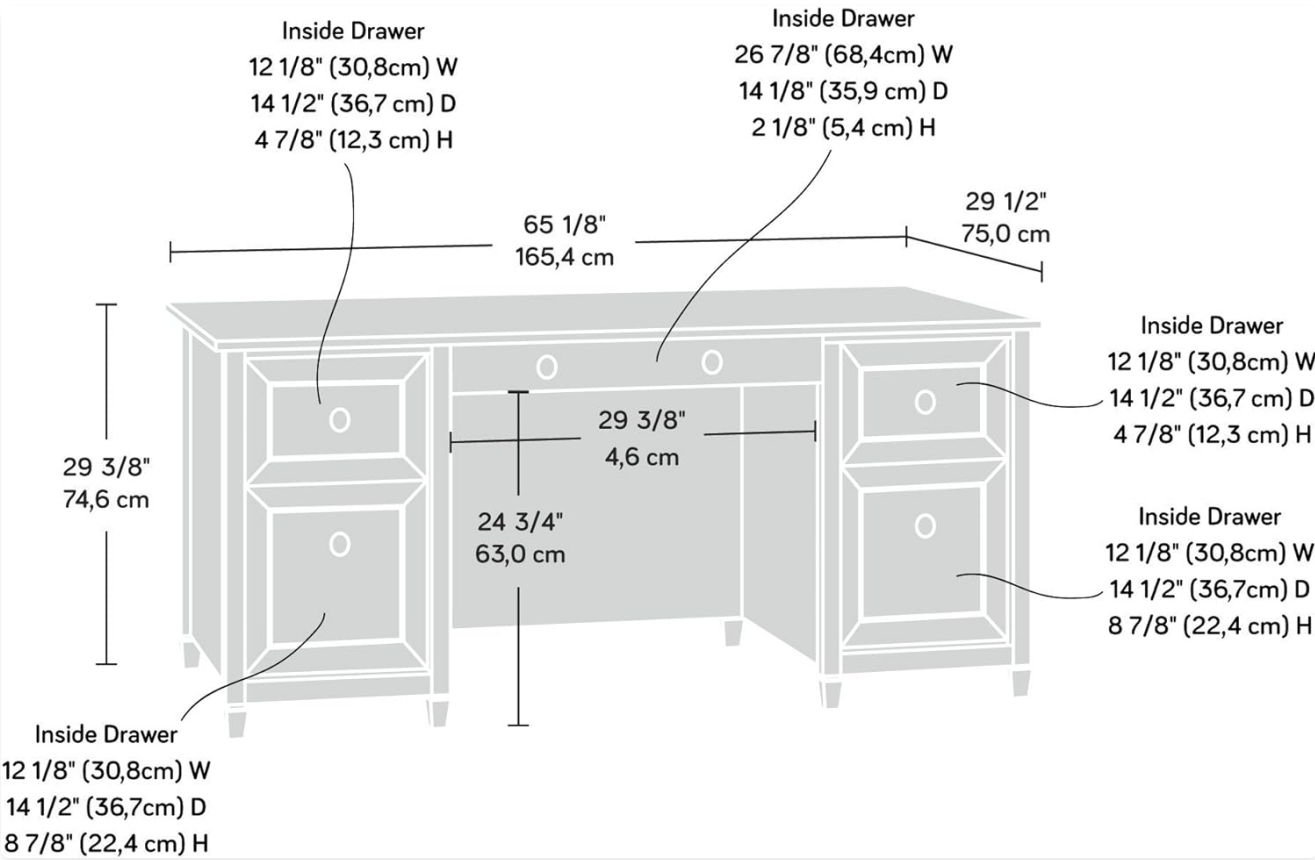


Image: Detailed diagram showing the dimensions of the Sauder Edge Water Executive Desk and its internal drawer compartments.

## Setup and Assembly

The Sauder Edge Water Executive Desk requires assembly. All necessary materials, assembly instructions, and hardware are included. A hammer and screwdriver are recommended tools for assembly. While one person can assemble the desk, having assistance may be beneficial for certain steps.

### Drawer Slide Separation and Installation

The desk features a T-lock drawer system with full extension slides for smooth operation. Before installing drawers, you may need to separate the slide components.

Your browser does not support the video tag.

Video: This video demonstrates how to separate slides from extension rails, and how to properly insert and remove drawers for Sauder furniture. This is crucial for correct assembly and maintenance of the desk's drawers.

Follow the detailed step-by-step instructions provided in the packaging for complete assembly. Ensure all components are securely fastened before use.

## Operating Instructions

---

Using your Sauder Edge Water Executive Desk is straightforward:

- **Keyboard Tray:** The central drawer features a flip-down panel. Gently pull the drawer out and lower the front panel to access the keyboard and mouse area. Push the panel up and slide the drawer back in to conceal.
- **Storage Drawers:** The two smaller top drawers are ideal for pens, sticky notes, and other small office supplies.
- **File Drawers:** The two bottom drawers are full-extension file drawers designed to hold letter-size hanging files. Pull them out completely for easy access to your documents.
- **Cable Management:** Utilize the grommet hole on the desktop to route and organize power cords and cables for your electronic devices, keeping your workspace neat and clutter-free.

## Maintenance

---

To keep your Sauder Edge Water Executive Desk in excellent condition:

- **Cleaning:** Wipe surfaces regularly with a soft, damp cloth. Avoid harsh chemicals or abrasive cleaners, as they may damage the finish.
- **Spills:** Clean up spills immediately to prevent staining or damage to the engineered wood.
- **Drawer Slides:** If drawers become stiff, a small amount of silicone-based lubricant can be applied to the metal slides. Refer to the video in the Setup section for proper drawer removal and re-insertion if needed.
- **Hardware:** Periodically check and tighten all screws and fasteners to ensure the desk remains stable and secure.

## Troubleshooting

---

Here are solutions to common issues you might encounter:

- **Drawers are stiff or not closing smoothly:** Ensure the drawer slides are properly aligned and free of debris. Apply a small amount of silicone lubricant if necessary. Refer to the assembly video for guidance on re-seating the inner cartridge against the black tab.
- **Missing or damaged parts:** If you find any parts missing or damaged upon unboxing, please contact Sauder customer support immediately for replacement parts.
- **Desk wobbles:** Check that all assembly screws are tightened. Ensure the desk is on a level surface. If the floor is uneven, use shims under the legs for stability.

## Warranty

---

The Sauder Edge Water Executive Desk comes with a **5-year limited warranty** covering parts. This warranty protects your investment and provides peace of mind regarding the quality and durability of your product. Please retain your proof of purchase for warranty claims.






## Support

---

For further assistance, technical support, or to order replacement parts, please visit the official Sauder website or contact their customer service department. You can find contact information and additional resources on their website or in the documentation included with your product.

*Note: Always refer to the most current information available on the manufacturer's official support channels.*

## Related Documents - 409042

	<p><a href="#">Sauder Executive Desk Model 402159 Assembly Instructions</a></p> <p>Detailed assembly instructions for the Sauder Executive Desk, Model 402159, including part identification, hardware list, step-by-step assembly guidance, and safety information. This guide helps users assemble their furniture correctly and safely.</p>
	<p><a href="#">Sauder Executive Desk (Model 424127) Assembly Instructions and Safety Guide</a></p> <p>Comprehensive assembly instructions, part identification, hardware guide, and safety information for the Sauder Executive Desk (Model 424127), also associated with Inbox Zero and model thve1129.</p>
	<p><a href="#">Sauder L-Shaped Desk (Model 425773) Assembly Instructions</a></p> <p>Comprehensive assembly guide for the Sauder L-Shaped Desk, Model 425773, from the Rock Glen Collection. Includes part identification, hardware list, step-by-step instructions, and safety information.</p>
	<p><a href="#">Sauder 428211 Lateral File Cabinet Assembly Instructions</a></p> <p>Comprehensive assembly guide for the Sauder 428211 Lateral File Cabinet, featuring detailed part identification, hardware lists, step-by-step instructions, and safety precautions.</p>
	<p><a href="#">Sauder L-Desk (Model 420606) Assembly Instructions</a></p> <p>Comprehensive assembly guide for the Sauder L-Desk, Palladia Collection (Model 420606), including part identification, hardware details, and step-by-step instructions.</p>



### [Sauder L-Desk Assembly Instructions - Model 423976](#)

This document provides assembly instructions and product information for the Sauder L-Desk, Model 423976, from the Steel River Collection. It includes detailed steps, part identification, safety warnings, and warranty information in English, French, and Spanish.