

DeVilbiss 803046

DeVilbiss 803046 DeWipe-Outs Prep Wipes Instruction Manual

Comprehensive guide for the proper use and handling of DeVilbiss DeWipe-Outs Prep Wipes.

1. INTRODUCTION

The DeVilbiss DeWipe-Outs Prep Wipes (Model 803046) are pre-saturated wipes designed for effective surface preparation before painting. They are formulated to remove static-related dirt from various surfaces, including bumpers, plastic parts, and fiberglass, ensuring a clean and optimal base for paint application. These wipes feature a "Static Killer" formula to reduce static charge and static-related contaminants.



Image 1: Packaging of DeVilbiss DeWipe-Outs Prep Wipes. The packaging shows the product name, part number, and key features like "Pre-saturated Prep Wipes - The Final Step Before Painting" and "PULL HERE" tab for opening.

2. SAFETY INFORMATION

WARNING: Flammable. Irritating to eyes, respiratory system, and skin.

- For external use only.
- Keep away from heat sources, sparks, and open flames. Do not smoke while using.
- Avoid contact with eyes. In case of contact, immediately flush eyes with plenty of water for several minutes. If irritation persists, seek medical attention.
- Avoid prolonged skin contact. Wash hands thoroughly after handling.
- Use only in well-ventilated areas to prevent inhalation of vapors which may cause drowsiness or dizziness.
- Keep container tightly closed when not in use.

- Dispose of this material and its container in a safe manner, in accordance with local regulations.

For further safety information, refer to the Material Safety Data Sheet (MSDS) available at www.autorefinishdevilbiss.com.

3. PRODUCT DESCRIPTION AND FEATURES

DeVilbiss DeWipe-Outs are pre-saturated prep wipes designed to be the final step before painting. Each bag contains 50 wipes, each measuring 11 x 17 inches (28 x 43 cm). The solution consists of 50% Isopropyl Alcohol (IPA) and 50% Deionized (DI) Water, with a total volume of 888 ml per bag. This formulation is effective in removing static-related dirt from various surfaces.

Key Features:

- **Improves Paint Job Quality:** Ensures a clean surface for optimal paint adhesion.
- **"Static Killer" Formula:** Dramatically reduces static charge and static-related dirt, preventing contaminants from adhering to the surface.
- **Pre-saturated:** Ready-to-use wipes, eliminating the need for separate solvents and cloths.
- **Versatile Use:** Suitable for most climates and effective on bumpers, plastic parts, and fiberglass surfaces.
- **Silicone-Free:** Certified silicone-free, preventing paint adhesion issues.

4. SETUP AND PREPARATION

Before using the DeWipe-Outs, ensure your work area is well-ventilated and free from ignition sources. Wear appropriate personal protective equipment, including gloves and eye protection.

Preparation Steps:

1. Locate the "PULL HERE" tab on the packaging label.
2. Carefully peel back the label to open the package.
3. Pull out a single wipe as needed.
4. Immediately reseal the label firmly to prevent the remaining wipes from drying out.
5. For best results and to maintain wipe moisture, it is recommended to place the opened package into a DeWipe-Outs Dispenser Box (sold separately).

5. OPERATING INSTRUCTIONS

Follow these steps for optimal surface preparation using DeVilbiss DeWipe-Outs Prep Wipes:

1. Ensure the surface to be painted has been thoroughly cleaned of major contaminants and sanded as required.
2. Take one DeWipe-Outs wipe from the package, ensuring the package is resealed immediately.
3. Wipe the entire surface to be painted in one direction, overlapping each pass slightly. This helps to effectively pick up dust and static-related dirt.
4. Turn the wipe frequently to expose a clean section, or use multiple wipes if necessary, especially for larger or heavily contaminated areas.
5. Allow the surface to dry completely before applying paint. The solution dries quickly, leaving no residue.
6. Dispose of used wipes according to local regulations for hazardous waste, as they contain Isopropyl Alcohol.

Note: These wipes are designed as the final cleaning step before painting. For best results, use them just prior to paint application.

6. MAINTENANCE AND STORAGE

Proper maintenance and storage are crucial to ensure the longevity and effectiveness of your DeWipe-Outs Prep Wipes.

- **Reseal Promptly:** Always reseal the package label immediately after removing a wipe to prevent the remaining wipes from drying out.
- **Dispenser Box:** For extended freshness and convenience, store the opened package in a DeWipe-Outs Dispenser Box.
- **Storage Conditions:** Store in a cool, dry place, away from direct sunlight, heat, sparks, and open flames. Keep out of reach of children and pets.
- **Temperature:** Avoid extreme temperatures, as this can affect the solvent's evaporation rate and the wipes' effectiveness.

7. TROUBLESHOOTING

While DeWipe-Outs are generally reliable, here are some common issues and their solutions:

- **Wipes are Dry:**
Ensure the package was properly resealed after each use. If wipes are significantly dry, their effectiveness may be reduced. Consider replacing the package.
- **Surface Still Has Contaminants After Wiping:**
Ensure you are using a fresh, clean section of the wipe for each pass. For heavily soiled surfaces, a preliminary cleaning step might be required before using DeWipe-Outs as the final prep.
- **White Specs on Primer (Rare):**
On certain self-etching primers, tiny white specs may occasionally be left behind. These are typically easily removed with an air compressor before painting.

8. SPECIFICATIONS

Attribute	Detail
Product Name	DeWipe-Outs Prep Wipe
Model Number	803046
Brand	DeVilbiss
Wipe Dimensions	11 x 17 inches (28 x 43 cm)
Number of Wipes	50 wipes per bag
Solution Composition	50% Isopropyl Alcohol (IPA) / 50% Deionized (DI) Water
Solution Volume	888 ml per bag
VOC Content	3.28 lbs VOC per gallon of solution

Attribute	Detail
Product Dimensions (Package)	10.25 x 13 x 6.5 inches
Item Weight (Package)	2 Pounds
Material Feature	Organic (referring to the solvent base)
Silicone-Free	Yes, certified.

9. WARRANTY INFORMATION



Specific warranty information for the DeVilbiss 803046 DeWipe-Outs Prep Wipes is not explicitly provided in the product details. For any warranty-related inquiries, please contact DeVilbiss customer support directly.





10. SUPPORT AND CONTACT INFORMATION

For further assistance, safety data sheets, or in case of an emergency, please use the following contact details:

- **MSDS Information:** Visit www.autorefinishdevilbiss.com
- **Emergency Contact (US):** Call 1-800-424-9300 or 1-703-527-3887
- **Manufacturer:** Contec, Inc., Spartanburg, SC 29303, USA
- **Manufacturer Contact:** +1 (864) 503-8333

Related Documents - 803046

	<p>DeVilbiss StartingLine HVLP Spray Gun Parts and Accessories</p> <p>Comprehensive parts breakdown, accessory items, and warranty details for the DeVilbiss StartingLine HVLP automotive spray gun, including part numbers and descriptions.</p>
	<p>DeVilbiss StartingLine HVLP Spray Gun Service Bulletin SB-2-610-K</p> <p>This service bulletin provides essential information, setup instructions, adjustment procedures, cleaning guidelines, and safety warnings for the DeVilbiss StartingLine HVLP spray gun, model SB-2-610-K. It details HVLP air supply requirements, gun setup, packing adjustment, fluid tip applications, cleaning, preventive maintenance, and potential hazards.</p>

	<p>DeVilbiss APOLLO-L Spray Gun Operation Manual</p> <p>This manual provides comprehensive instructions for the safe operation, maintenance, and troubleshooting of the DeVilbiss APOLLO-L spray gun. It covers safety precautions, usage guidelines, parts lists, and specifications.</p>
	<p>DeVilbiss Pulmo-Aide 5650 Series Compressor/Nebulizer Instruction Guide</p> <p>Comprehensive instruction manual for the DeVilbiss Pulmo-Aide 5650 series compressor/nebulizer. Covers setup, operation, cleaning, maintenance, safety precautions, specifications, and warranty information for models 5650C, 5650D, 5650F, 5650I, 5650K, and 5650P.</p>
	<p>DeVilbiss Vacu-Aide QSU Suction Unit Instruction Guide 7314 Series</p> <p>Instruction guide for the DeVilbiss Vacu-Aide QSU Suction Unit, Series 7314. Covers setup, operation, maintenance, troubleshooting, and specifications for this medical suction device.</p>
	<p>DeVilbiss 5-Liter Oxygen Concentrator Instruction Guide</p> <p>Comprehensive instruction guide for the DeVilbiss 5-Liter Oxygen Concentrator (525 Series), covering setup, operation, safety, maintenance, and troubleshooting. Learn how to safely and effectively use your DeVilbiss oxygen therapy device.</p>

Documents - DeVilbiss – 803046




[\[pdf\]](#) Guide Accessories Catalog

Devilbiss Catalog catalog spray equipment cetinc Coating Equipment Technology Inc Product is shipped in custom foam molded hard case for storage with Micron 4 Barrel Filter 300 1 Funnel Measuring Guide

|||

PRODUCT CATALOG TABLE OF CONTENTS DV1 SPRAY GUNS PROLITE GUNS GPG/FLG/SLG GUNS TRU-CLEAN GUN CLEA ... ula reduces static charge and static-related dirt Order No. Description 803045 85 IPA/15 DI Water **803046** 50 IPA/50 DI Water 803418 803048 Acetone blend, California exempt Storage case w/lid gaske...

lang:en score:29 filesize: 6.21 M page_count: 28 document date: 2025-04-15



[pdf] Specifications Declaration of Conformity

Devilbiss® Bumper Prep Pad DeWipe Outs® Pre saturated Unilog Features Benefits Significantly reduces buffing time caused by dirt in paint jobs Reduces airborne particles a spray booth trapping them

DEVILBISS 803048 Specification Sheet assets unilogcorp 267 ITEM DOC ||| Clean Solutions DeVilbiss Dirt Control Floor Coat Features/Benefits Significantly reduces buffing t ... pe-Outs™ Prep Wipes Order No. Description Application 803045 85 IPA/15 DI Water Most climates **803046** 50 IPA/50 DI Water Warmer/dryer climates or heated spray booths 803418 Acetone blend, Cali...

lang:en score:25 filesize: 398.86 K page_count: 1 document date: 2013-11-15



[pdf]

CarlisleFluidTechnologies Devilbiss 00001 54 CAT cdnimages opentip Docs MIS ||| CLEAN SOLUTIONS DeVilbiss Clean DeVilbiss Bumper Prep Pad Clean, abrade and degrease in one easy s ... ula reduces static charge and static-related dirt Order No. Description 803045 85 IPA/15 DI Water **803046** 50 IPA/50 DI Water 803418 803048 Acetone blend, California exempt Storage case w/lid gaske...

lang:en score:24 filesize: 348.48 K page_count: 1 document date: 2020-07-16




[pdf]

DeVilbiss Clean Sell Sheet ai Mark Minniear F 1130 PRINT no crops autorefinishdevilbiss DesktopModules Bring2mind DMX Download aspx command core entryid 881 language en US PortalId 0 TabId 86 Dirt Control Prep Solutions Protect Profits And Increase Throughput By Minimizing Buffing And Cost ... removes residue and fibers left by tacking Part No. Description 803045 85 IPA/15 DI Water Wipe **803046** 50 IPA/50 DI Water Wipe 803418 Acetone blend, California exempt. Must be used with 803048...

lang:en score:23 filesize: 1.1 M page_count: 1 document date: 2011-12-01

[illegible][illegible]

[\[pdf\]](#)



[\[pdf\]](#) User Manual Declaration of Conformity Accessories Diagram Catalog

3020 Small Catalog 4 17 R indd mminniear Guns Accessories Unilog 8 ago 2022 — CT Plus™ 5 stage desiccant filter system with manual flexible drain REMOVES DIRT WATER AND OIL—PERFECT FOR Customer Service 800 445 3988 BINKS 900875 assets unilogcorp 267 ITEM DOC |||

A-3020 2 Waterborne Finishing 3 Guns Accessories Gravity Guns Accessor ... Great for plastic parts and bumper covers Removes residue and fibers left by tacking 803045 and **803046** Resealable pouches 803418 VOC compliant Large, lint-free wipe OEM-preferred 803048 Storage ...

lang:en **score:20** filesize: 3.54 M page_count: 76 document date: 2017-06-30




[\[pdf\]](#) Accessories

DeVilbiss Paint Spray Guns Accessories Product Information spray guns paint air electric for sale parts washer holder cleaning accessories tools equipment primer impact CARiD 130536 product information images carid devilbiss items |||

CLEAN air CLEAN technician CLEAN finishes CONTAMINANT FREE REFINISHING Reusable Coverall Keeps bot ... that attracts dirt Ideal for paintable surfaces, plastic parts and bumper covers Order No. 803045 **803046** 803418 Description 85 IPA/15 DI Water Normal Climates Formula 50 IPA/50 DI Water Dry C...

lang:en **score:20** filesize: 3.72 M page_count: 7 document date: 2017-09-01



[\[pdf\]](#) Decleration of Conformity Accessories Diagram Catalog

3011 A Small Catalog 9 15 indd mminniear DEVILBISS 192025 Catalogassets unilogcorp 267 ITEM DOC

|||

A-3011-A PAINT HANDLING ATOMIZATION COMPRESSED AIR FILTRATION
CONTAMINANT-FREE REFINISHING 2 Wat ... Great for plastic parts and bumper
covers Removes residue and fibers left by tacking 803045 and **803046** Resealable
pouches 803418 VOC compliant Large, lint-free wipe OEM-preferred 803048 Storage
...

lang:en **score:20** filesize: 3.64 M page_count: 76 document date: 2015-09-25




[\[pdf\]](#) Catalog

DeVilbiss Automotive Tools Catalog automotive tools brakes suspension engine transmission jacks auto
body charging tires pullers CARiD 2014 catalog carid images devilbiss

Quick Reference Chart Quick Reference Chart Kit# 6-188 6-189 6-229 54-3605 54-
4278 54-4367-1 70273 ... pe-Outs™ Prep Wipes Order No. Description Application
803045 85 IPA/15 DI Water Most climates **803046** 50 IPA/50 DI Water Warmer/dryer
climates or heated spray booths 803418 Acetone blend, Cali...

lang:en **score:18** filesize: 6.21 M page_count: 59 document date: 2017-03-06



[\[pdf\]](#) Declaration of Conformity Accessories Catalog

Devilbiss® 192316 DEV DPC 8 Automotive Systems WarehouseDEVILBISS 192231 Catalogassets
unilogcorp 267 ITEM DOC DEVILBISS Catalog |||

PRODUCT CATALOG Table of Contents www.autorefinishdevilbiss.com Quick
Reference Chart. ula reduces static charge and static-related dirt Order No.
Description 803045 85 IPA/15 DI Water **803046** 50 IPA/50 DI Water 803418 803048
Acetone blend, California exempt Storage case w/lid gaske...

lang:en score:17 filesize: 10.71 M page_count: 64 document date: 2018-02-09



[\[pdf\]](#) Declaration of Conformity Accessories Catalog

PRODUCT CATALOGDEVILBISS 240015 Catalogassets unilogcorp 267 ITEM DOC DEVILBISS Catalog
|||

PRODUCT C A T A L O G autorefinishdevilbiss.com Table of Contents
www.autorefinishdevilbiss.com Qu ... ula reduces static charge and static-related dirt
Order No. Description 803045 85 IPA/15 DI Water **803046** 50 IPA/50 DI Water 803418
803048 Acetone blend, California exempt Storage case w/lid gaske...

lang:en score:17 filesize: 8.96 M page_count: 60 document date: 2021-11-05



[\[pdf\]](#) Declaration of Conformity Catalog

AR 2013 UnilogEasy to clean blue anodized finish Proven reliability FinishLine DGR 112 Needle locknut 1
501G 35 DAGR® Studio 603 Order No Model No BINKS 900841 Catalogassets unilogcorp 267 ITEM
DOC BINKS Catalog |||

AR-2013 Quick Reference Chart Quick Reference Chart Kit# 6-188 6-189 6-229 54-
3605 54-4278 54-436 ... pe-Outs™ Prep Wipes Order No. Description Application
803045 85 IPA/15 DI Water Most climates **803046** 50 IPA/50 DI Water Warmer/dryer
climates or heated spray booths 803418 Acetone blend, Cali...

lang:en score:11 filesize: 7.58 M page_count: 60 document date: 2013-04-17



[\[pdf\]](#) Accessories Catalog

PRODUCT CATALOG 09 294 01 AR Catalog carlisleft 2022 02 |||

PRODUCT C A T A L O G autorefinishdevilbiss.com Table of Contents
www.autorefinishdevilbiss.com Qu ... ula reduces static charge and static-related dirt
Order No. Description 803045 85 IPA/15 DI Water **803046** 50 IPA/50 DI Water 803418
803048 Acetone blend, California exempt Storage case w/lid gaske...

lang:en score:11 filesize: 8.96 M page_count: 60 document date: 2021-11-05

