Manuals+
Q & A | Deep Search | Upload

PILZ 750103

Pilz PNOZ s3 Safety Relay Instruction Manual

Model: 750103 | Brand: PILZ

1. Introduction

The Pilz PNOZ s3 is a compact safety relay designed for monitoring safety functions in industrial applications. It is specifically engineered to monitor E-STOP pushbuttons, safety gates, and light grids, ensuring the safe operation of machinery by reliably detecting and reacting to hazardous conditions. This manual provides essential information for the proper installation, operation, and maintenance of the PNOZ s3 safety relay.

2. Safety Information

Important: Read and understand all safety instructions before installing, operating, or performing maintenance on the PNOZ s3 safety relay. Failure to comply with these instructions may result in serious injury or death, and/or damage to the equipment.

- Installation and commissioning must only be carried out by qualified and authorized personnel.
- Always disconnect power to the device and the machine before performing any installation, wiring, or maintenance work.
- Adhere to all local and national safety regulations, standards, and directives (e.g., EN ISO 13849-1, IEC 62061).
- Do not bypass or modify safety functions.
- Ensure proper grounding and protection against electrical hazards.

3. Product Overview

The Pilz PNOZ s3 safety relay features a compact design with clearly labeled terminals and status indicators on the front panel. It is designed for plug-in mounting, allowing for easy installation and replacement.

Figure 1: Front view of the Pilz PNOZ s3 Safety Relay, showing input/output terminals and status indicators.

3.1. Terminals

The relay is equipped with screw terminals for secure electrical connections. Key terminals include:

- **A1, A2:** Power supply connection (24VDC).
- **S11, S12, S21, S22, S34:** Input terminals for connecting safety devices such as E-STOP buttons, safety gates, or light grids.
- **13, 14; 23, 24; 33, 34:** Safety output contacts (Normally Open, n/o) for controlling contactors or other safety-related parts of the control system.
- **Y32:** Reset input.

3.2. Indicators

The front panel includes LED indicators to provide status information:

- **Power:** Indicates power supply status.
- **In1, In2:** Indicate the status of the input circuits.
- **Out:** Indicates the status of the output contacts.
- **Reset:** Indicates the status of the reset function.

- **Fault:** Illuminates in case of an internal fault or wiring error.

4. Setup and Installation

4.1. Mounting

The PNOZ s3 is designed for plug-in mounting onto a compatible base or DIN rail adapter. Ensure the mounting location is free from excessive vibration, moisture, and extreme temperatures. Allow adequate space for ventilation and wiring.

1. Ensure the mounting surface is clean and dry.
2. Align the relay with the corresponding slots on the base unit or DIN rail adapter.
3. Gently push the relay into place until it clicks securely.

4.2. Wiring

All wiring must be performed according to the provided wiring diagrams from PILZ and relevant electrical standards. Use appropriate wire gauges and ensure all connections are secure to prevent loose contacts.

1. Connect the 24VDC power supply to terminals A1 (+) and A2 (-).
2. Connect the safety device inputs (e.g., E-STOP, safety gate contacts) to the S11, S12, S21, S22, S34 terminals as per the application's safety circuit design.
3. Connect the safety outputs (13/14, 23/24, 33/34) to the control circuit of the machine, typically to contactor coils or other safety-related components.
4. Connect the reset circuit to terminal Y32 if an external manual reset is required.
5. Verify all wiring connections for correctness and tightness before applying power.

5. Operating Instructions

Once properly installed and wired, the PNOZ s3 safety relay operates by monitoring the status of its input circuits. When all safety inputs are closed (e.g., E-STOP released, safety gate closed), and after a successful reset, the safety outputs will close, allowing the machine to operate. If any safety input opens, the outputs will immediately open, bringing the machine to a safe state.

5.1. Initial Power-Up and Reset

1. Apply power to the PNOZ s3. The 'Power' LED should illuminate.
2. Ensure all safety inputs are in their safe (closed) state. The 'In1' and 'In2' LEDs should indicate the status of the input circuits.
3. If configured for manual reset, activate the reset button connected to Y32. The 'Reset' LED will briefly illuminate, and then the 'Out' LED should turn on, indicating the safety outputs are closed.
4. If configured for automatic reset, the outputs will close automatically once all safety inputs are in their safe state.

5.2. Normal Operation

During normal operation, the 'Power', 'In1', 'In2', and 'Out' LEDs should be illuminated, indicating that the safety circuit is closed and the machine is enabled. If a safety function is activated (e.g., E-STOP pressed, safety gate opened), the corresponding input LED(s) will change state, and the 'Out' LED will turn off as the safety outputs open.

6. Maintenance

The Pilz PNOZ s3 safety relay is designed for minimal maintenance. Regular inspections are recommended to ensure continued safe operation.

- **Visual Inspection:** Periodically check the relay for any signs of physical damage, discoloration, or loose connections.
- **Cleaning:** If necessary, gently clean the exterior of the relay with a soft, dry cloth. Do not use abrasive cleaners or solvents.
- **Functional Test:** Regularly test the safety functions connected to the relay (e.g., activate E-STOP, open safety gate) to ensure the relay responds correctly and brings the machine to a safe state.

7. Troubleshooting

This section provides guidance for common issues encountered with the PNOZ s3 safety relay.

Symptom	Possible Cause	Solution
Fault indicator (LED) is on.	Internal fault, wiring error, or short circuit in the safety circuit.	Check wiring for shorts or open circuits. Verify power supply. If fault persists, contact PILZ support.
No power LED illumination.	No power supply, incorrect voltage, or faulty wiring to A1/A2.	Verify 24VDC power supply. Check connections to A1 and A2.
Outputs not activating (Out LED off).	Safety inputs not closed, reset not performed, or internal fault.	Ensure all safety inputs are in their safe state. Perform a manual reset if required. Check input LEDs.
Inputs (In1, In2) LEDs not illuminating correctly.	Faulty safety device, wiring issue to input terminals, or incorrect input configuration.	Check the connected safety devices (E-STOP, safety gate). Verify wiring to S11, S12, S21, S22, S34.

8. Specifications

Key technical specifications for the Pilz PNOZ s3 safety relay (Model: 750103):

- **Model Number:** 750103
- **Brand:** PILZ
- **Product Dimensions:** 4.72 x 5.51 x 13.78 inches; 3.49 ounces
- **Input Voltage:** 24VDC
- **Connector Type:** Plug-In
- **Contact Material:** Silver Tungsten
- **Contact Type:** 2 Normally Open (n/o) safety contacts
- **Mounting Type:** Plug In Mount
- **Application:** E-STOP, safety gates, light grids monitoring

9. Warranty and Support

For detailed warranty information, please refer to the official PILZ warranty policy available on their website or contact your authorized PILZ distributor. In case of technical issues or questions not covered in this manual, please contact PILZ technical support for assistance. Ensure you have the model number (750103) and serial number of

your device ready when contacting support.

PILZ Official Website: www.pilz.com

Related Documents - 750103

	PNOZ 10 Safety Relay Operating Manual This operating manual provides comprehensive information on the function, operation, installation, and connection of the Pilz PNOZ 10 safety relay. It includes detailed technical specifications, safety features, wiring diagrams, and troubleshooting guidance.
	Pilz PNOZ s3 Safety Relay: Operating Manual and Technical Details Comprehensive operating manual and technical specifications for the Pilz PNOZ s3 safety relay, covering features, installation, wiring, operation, troubleshooting, and technical data.
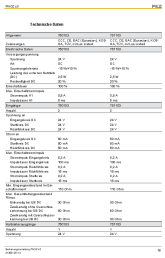	PILZ PNOZ s3 Sicherheitsschaltgerät Technische Daten und Spezifikationen Detaillierte technische Daten für das PILZ PNOZ s3 Sicherheitsschaltgerät, einschließlich elektrischer, mechanischer und Umweltdaten, Sicherheitskennzahlen, Lebensdauerkurven und Zulassungen.
	Pilz PNOZ X6 Safety Relay Operating Manual Comprehensive operating manual for the Pilz PNOZ X6 safety relay, covering its function, installation, wiring, operation, and technical specifications. Includes safety guidelines and order information.
	Pilz PNOZ s4 Safety Relay - User Manual and Technical Details Comprehensive guide to the Pilz PNOZ s4 safety relay, covering its features, installation, wiring, operation, and technical specifications for ensuring machine safety.

[Pilz PNOZ X7 Safety Relay Operating Manual]

Comprehensive operating manual for the Pilz PNOZ X7 safety relay, detailing its features, installation, operation, safety specifications, and technical data for industrial automation applications.

Documents - PILZ – 750103



[pdf] User Manual Instructions

PNOZ s3 GB mif jgielow TIM 2022 02 26 — Operating modes can be set via ro tary switch ▷ LED indicator for Manual reset Unit is active once erating instructions supplied with the lh pe file |||

E-STOP relay, safety gate monitor up to Category 4, EN 954-1 PNOZ s3 Safety relay for monitoring E ... tion Stripping length Dimensions Height Width Depth Weight 0.25 - 2.50 mm , 24 - 12 AWG Order no.: **750103** 0.25 - 1.00 mm , 24 - 16 AWG Order no.: **750103** 0.20 - 1.50 mm , 24 - 16 AWG Order no.:**750103**...

lang:en score:35 filesize: 473.69 K page_count: 8 document date: 2006-11-16

[pdf] Documentation

PNOZ s3 Operat Man 21395 EN Index of docs pilz safety Manuals 14 cdn logic control |||

PNOZ s3 Safety relays Operating Manual-21395-EN-14 Preface This document is the original documen ... 17,5 0.69 Operating Manual PNOZ s3 20 21395-EN-14 PNOZ s3 Technical Details General **750103** Certifications CCC, CE, EAC, KOSHA, TV, cULus Listed Electrical data **750103** Supply volta...

lang:en score:32 filesize: 1.75 M page_count: 32 document date: 2021-11-23

[pdf] Documentation

PNOZ s3 Operat Man 21395 EN Index of docs pilz safety Manuals 16 cdn logic control |||

PNOZ s3 Safety relays Operating Manual-21395-EN-16 Preface This document is the original documen ... 17,5 0.69 Operating Manual PNOZ s3 20 21395-EN-16 PNOZ s3 Technical Details General **750103** Certifications CCC, CE, EAC, KOSHA, TV, UKCA, cULus Listed Electrical data **750103** Supply...

lang:en score:32 filesize: 1.75 M page_count: 33 document date: 2022-11-24

[pdf] Documentation

PNOZ s3 Operat Man 21395 EN XX Index of docs pilz safety Manuals 13 cdn logic control |||

PNOZ s3 Safety relays Operating Manual-21395-EN-13 Preface This document is the original documen ... 17,5 0.69 Operating Manual PNOZ s3 20 21395-EN-13 PNOZ s3 Technical Details General **750103** Certifications CCC, CE, EAC Eurasian , KOSHA, TV, cULus Listed Electrical data **750103** S...

lang:en score:32 filesize: 1.69 M page_count: 32 document date: 2020-12-08



[pdf] Datasheet

Index of docs pilz safety Datasheets Safety Relays 750103 datasheet cdn logic control |||

E-STOP relays, safety gate monitors Up to PL e of EN ISO 13849-1 PNOZ s3 Gertebild Safety relay fo ... III / II 250 V 4.00 kV -10 - 55 C -40 - 85 C IP54 IP40 IP20 PC PC 0.25 - 2.50 mm , 24 - 12 AWG No. **750103** 0.25 - 1.00 mm , 24 - 16 AWG No. **750103** 0.20 - 1.50 mm , 24 - 16 AWG No.**750103** 0.50 Nm No. 7...

lang:en score:31 filesize: 564.04 K page_count: 9 document date: 2021-02-17



[Pilz PNOZ s3 Safety Relay: Operating Manual and Technical Details]

Comprehensive operating manual and technical specifications for the Pilz PNOZ s3 safety relay, covering features, installation, wiring, operation, troubleshooting, and technical data.

lang:en score:31 filesize: 443.04 K page_count: 17 document date: 2013-05-15



[pdf] User Manual Dimension Guide Documentation Warranty Diagram

PNOZ s3 Operat Man 21395 EN XX Pilz Pnoz S2 Manual Pdf s2 21394

363ffdf085b8ff9d35aa4fd88b9676555bd70f31 eltron pl files photos producers 363 ffd |||

PNOZ s3 Safety relays Operating Manual 21395-EN-11 Preface This document is a translation of the ... -loaded terminals 120 4.72 98 3.86 * 100 3,94 17,5 0.69 Technical Details General **750103** Approvals CCC, CE, EAC Eurasian , KOSHA, TV, cULus Listed Electrical data **750103** Supply...

lang:en score:31 filesize: 1.14 M page_count: 25 document date: 2015-11-04

[pdf] User Manual Documentation

PNOZ s3 Operat Man 21395 EN 14media automation24 manual pl 14 Automation24Pilz® PIT® PMI® PNOZ® Primo® PSEN® PSS® PVIS® SafetyBUS p Z® PRB T® PRCM ® P rimo PR TM PSEN PSS PVIS pPNOZ 14PNOZ Automation24Operating Manual s3Pilz® pPilz 751103PNOZ 14pilz open ||| |||

PNOZ s3 Safety relays Operating Manual-21395-EN-14 Preface This document is the original document. All rights to this documentation are reserved by Pilz GmbH Co. KG. Copies may be made for the user s internal purposes. Suggestions and comme

PNOZ s3 Safety relays Operating Manual-21395-EN-14 Preface This document is the original documen ... 17,5 0.69 Operating Manual PNOZ s3 20 21395-EN-14 PNOZ s3 Technical Details General **750103** Certifications CCC, CE, EAC, KOSHA, TV, cULus Listed Electrical data **750103** Supply volta...

lang:en score:28 filesize: 1.75 M page_count: 32 document date: 2021-11-23

[pdf] User Manual SAR Rating

PNOZ s3 Operat Man 21395 IT Automation24 Aug 23 2022 — Prefazione Questo è un documento originale Tutti i diritti della presente documentazione sono riservati a Pilz GmbH Co KG E con 14 media automation24 manual it |||

PNOZ s3 Moduli di sicurezza Istruzioni per l uso-21395-IT-14 Prefazione Questo un documento ori ... IT-14 98 3.86 * 100 3,94 17,5 0.69 20 PNOZ s3 Dati tecnici Informazioni generali **750103** Certificazioni CCC, CE, EAC, KOSHA, TV, cULus Listed Dati Elettrici **750103** Tensione di a...

lang:it score:28 filesize: 1.75 M page_count: 32 document date: 2021-11-23



[pdf]

PNOZ s3 GB mif jgielow TIMPositive guided relay outputs 2 safety contacts N O instanta neous ▷ 1 semiconductor output Connection options for E STOP pushbuttonpnoz gbtim pl fileuploader d file GLOWNA 0004 000 11 799 91 pnoz gb |||

E-STOP relay, safety gate monitor up to Category 4, EN 954-1 PNOZ s3 Safety relay for monitoring E ... tion Stripping length Dimensions Height Width Depth Weight 0.25 - 2.50 mm , 24 - 12 AWG Order no.: **750103** 0.25 - 1.00 mm , 24 - 16 AWG Order no.: **750103** 0.20 - 1.50 mm , 24 - 16 AWG Order no.:**750103**...

lang:en score:28 filesize: 473.69 K page_count: 8 document date: 2006-11-16

[pdf] Diagram

PNOZ s3 Operat Man 21395 DE XX könnte Sie auch interessieren Pilz Bedienungsanleitung find pilz parts fast with expert help richtig öffnen und NEU 750103 2 Kanal Sicherheitsrelais von Versorgungsspannung 24V DC Unser Sales Service24 Team hilft Ihnen nach dem Kauf weiter Das 1 all4sps mediafiles Sonstiges |||

PNOZ s3 Sicherheitsschaltgerte Bedienungsanleitung-21395-DE-12 Vorwort Dieses Dokument ist das O ... s3 21395-DE-12 98 3.86 * 100 3,94 17,5 0.69 17 PNOZ s3 Technische Daten Allgemein **750103** Zulassungen CCC, CE, EAC Eurasian , KOSHA, TV, cULus Listed Elektrische Daten **750103** Ve...

lang:de score:28 filesize: 1.07 M page_count: 27 document date: 2020-03-25



[pdf] User Manual Documentation Warranty Diagram

PNOZ s3 Operat Man 21395 EN XX Operating Manual 12 5 Introduction Validity of documentation This is valid for the product It until new published operating manual explains function and operation describes installation provides guidelines on how to connect Using A700000006534950 docs rs online 26bc

PNOZ s3 Safety relays Operating Manual-21395-EN-12 Preface This document is the original documen ... 4 17,5 0.69 Operating Manual PNOZ s3 17 21395-EN-12 PNOZ s3 Technical Details General **750103** Approvals CCC, CE, EAC Eurasian , KOSHA, TV, cULus Listed Electrical data **750103** Supply...

lang:en score:27 filesize: 1.24 M page_count: 27 document date: 2017-12-06

[pdf]

untitled Documentación Técnica 750103 Relé de seguridad Pilz PNOZsigma PNOZ s3 2 canales para Parada Emergencia 24V dc cat seg ISO 13849 1 4 RS 0900766b813193b9 docs rs online 09d3 |||

Dispositivos de parada de emergencia, supervisores de puertas protectoras hasta PL e segn EN ISO 13 ... III / II 250 V 4,00 kV -10 - 55 C -40 - 85 C IP54 IP40 IP20 PC PC 0,25 - 2,50 mm , 24 - 12 AWG No. **750103** 0,25 - 1,00 mm , 24 - 16 AWG No.**750103** 0,20 - 1,50 mm , 24 - 16 AWG No. **750103** 0,50 Nm No. 7...

lang:es score:27 filesize: 572.09 K page_count: 9 document date: 2011-09-14

[pdf] User Manual

PNOZ s3 Operat Man 21395 ES Automation24Pilz® PIT® PMI® PNOZ® Primo® PSEN® PSS® PVIS® SafetyBUS p® SafetyE Manual de instrucciones 14 12 ▻ La fuente PNOZ 14media automation24 manual es |||

PNOZ s3 Dispositivos conmutadores de seguridad Manual de instrucciones-21395-ES-14 Prlogo Este d ... 0.69 Manual de instrucciones PNOZ s3 20 21395-ES-14 PNOZ s3 Datos tcnicos Generalidades **750103** Certificaciones CCC, CE, EAC, KOSHA, TV, cULus Listed Datos elctricos **750103** Tensin de a...

lang:es score:27 filesize: 1.75 M page_count: 32 document date: 2021-11-26



[pdf] User Manual Documentation

PNOZ s3 Operat Man 21395 EN 17 hours ago — NOTICE In the event of an automatic start or manual with bridged contact fault Blow out fuse quick 10 A slow 6 107356 media automation24 |||

PNOZ s3 Operating Manual-21395-EN-17 - Safety relays Preface This document is the original documen ... 17,5 0.69 Operating Manual PNOZ s3 20 21395-EN-17 PNOZ s3 Technical Details General **750103** Certifications CCC, CE, EAC, KOSHA, TV, UKCA, cULus Listed Electrical data **750103** Supply...

lang:en score:25 filesize: 1.92 M page_count: 33 document date: 2023-05-22



[pdf] User Manual

750103 eng tdsmedia distrelec Web Downloads t ds tds |||

PNOZ s3 24VDC 2 n/o **750103** Technical details Approvals: Application options: Operating modes: Product standard: Standards: Supply voltage V : Supply voltage type: Terminal style: Terminal type: Number of instantaneous safety contacts: Number of semiconductor outputs: Stop category: Max. current a...

lang:en score:25 filesize: 116.75 K page_count: 2 document date: 2017-01-05



[pdf] User Manual Datasheet

untitled E STOP relays safety gate monitors with manual reset typ 40 ms on monitored rising edge 35 max 50 falling 55 70 Delay de energisation 10 20 power failure 60 1679411 farnell datasheets 80

E-STOP relays, safety gate monitors Up to PL e of EN ISO 13849-1 PNOZ s3 Gertebild Safety relay fo ... III / II 250 V 4.00 kV -10 - 55 C -40 - 85 C IP54 IP40 IP20 PC PC 0.25 - 2.50 mm , 24 - 12 AWG No. **750103** 0.25 - 1.00 mm , 24 - 16 AWG No. **750103** 0.20 - 1.50 mm , 24 - 16 AWG No.**750103** 0.50 Nm No. 7...

lang:en score:24 filesize: 570.15 K page_count: 9 document date: 2011-09-14

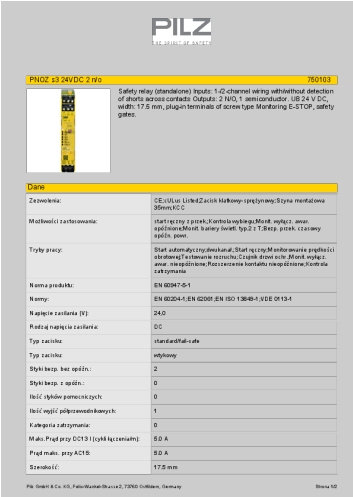

PILZ

PNOZ s3 24VDC 2 n/o 750103

Safety relay (standalone) Inputs: 1-/2-channel wiring with/without detection of shorts across contacts Outputs: 2 N/O, 1 semiconductor. UB 24 V DC, width: 17.5 mm, plug-in terminals of screw type Monitoring E-STOP, safety gates.

Dane

Zezwolenia:	CE;cULus Listed;Zacisk kołkowo-sprężynowy;Szyna montażowa 35mm;KCC
Możliwości zastosowania:	start ręczny z przek.;Kontrola wybiegu;Monit. wyłącz. awar. spółbieżne;Monit. bariery świetl. typ.2,T;Bezp. przek. czasowy spóźn. power.
Tryby pracy:	Start automatyczny/zewnętrzny;Start ręczny;Monitorowanie prędkości obrotowej;Testowanie rozruchu;Czujnik drzwi ochr.;Monit. wyłącz. awar. niespółbieżne;Rozszerzenie kontaktu niespółbieżne;Kontrola zatrzymania
Norma produktu:	EN 60947-5-1
Normy:	EN 60204-1;EN 62061;EN ISO 13849-1;VDE 0113-1
Napięcie zasilania [V]:	24,0
Rodzaj napięcia zasilania:	DC
Typ zacisku:	standard/fail-safe
Typ zacisku:	wtykowy
Styki bezp. bez opóźn.:	2
Styki bezp. z opóźn.:	0
Ilość styków pomocniczych:	0
Ilość wyjść półprzewodnikowych:	1
Kategoria zatrzymania:	0
Maks. Prąd przy DC13 (cykli łączeniów):	5,0 A
Prąd maks. przy AC15:	5,0 A
Szerokość:	17,5 mm

Pilz GmbH & Co. KG, Felix-Wankel-Straße 2, 73760 Ostfildern, Germany Strona 1/2

[pdf]

PRZEKAŹNIK BEZPIECZEŃSTWA PNOZ S3 24VDC 2 N O 750103 PLIZ elektrykasklep pl file 518013 |||

PNOZ s3 24VDC 2 n/o **750103** Safety relay standalone Inputs: 1-/2-channel wiring with/without detection of shorts across contacts Outputs: 2 N/O, 1 semiconductor. UB 24 V DC, width: 17.5 mm, plug-in terminals of screw type Monitoring E-STOP, safety gates. Dane Zezwolenia: Moliwoci zastosowania: Tr...

lang:pl score:24 filesize: 118.14 K page_count: 2 document date: 2018-06-11



E-STOP relays, safety gate monitors

pilz

Up to PL e of EN ISO 13849-1
PNOZ s3

Unit features

- Positive-guided relay outputs:
  - 2 safety contacts (N/O), instantaneous
- 1 semiconductor output
- Connection options for:
  - E-STOP pushbuttons
  - Safety gates/limit switch
  - Reset button
  - Light barriers
  - PSEN
- A connector can be used to connect 1 PNOZsigma contact expander module
- Operating modes can be set via rotary switch
- LED indicator for:
  - Supply voltage
  - Input status, channel 1
  - Input status, channel 2
  - Switch status channel 1/2
  - Short circuit
  - Error
- Plug-in connection terminals (either spring-loaded terminal or screw terminal)

Unit description

The safety relay meets the requirements of EN 60947-5-1, EN 60204-1 and VDE 0113-1 and may be used in applications with:

- E-STOP pushbuttons
- Safety gates
- Light barriers

Safety features

The relay meets the following safety requirements:

- The circuit is redundant with built-in self-monitoring.
- The safety function remains effective in the case of a component failure.
- The correct opening and closing of the safety function relays is tested automatically in each on-off cycle.
- The unit has an electronic fuse.

Safety relay for monitoring E-STOP pushbuttons, safety gates and light barriers.

Approvals

	PNOZ s3
cULus	◆
TÜV	◆
KCC	◆

Block diagram

Pilz GmbH & Co. KG, Felix-Wankel-Straße 2, 73760 Ostfildern, Germany
Telephone: +49 711 3409-0, Telefax: +49 711 3409-133, E-Mail: pilz.gmbh@pilz.de
NSG-D-3-094-0936-11

[pdf] Datasheet Diagram

PNOZ s3 en mif Data sheet kgodau E STOP relays safety gate monitors Kempston Controlsthe function is tested automatically in each on off cycle ▻ The unit has an electronic fuse Block diagram ◇ ◇750103files kempstoncontrols files 09a8dcac0e7b80b99234e7466dd52c58 750103 |||

E-STOP relays, safety gate monitors Up to PL e of EN ISO 13849-1 PNOZ s3 Safety relay for monitori ... Depth Weight The standards current on 2006-04 apply. PC PC 0.25 - 2.50 mm , 24 - 12 AWG Order no.: **750103** 0.25 - 1.00 mm , 24 - 16 AWG Order no.: **750103** 0.20 - 1.50 mm , 24 - 16 AWG Order no.:**750103**...

lang:en score:24 filesize: 427.97 K page_count: 8 document date: 2008-11-27



ZERTIFIKAT ◆ CERTIFICATE ◆ 認證書 ◆ СЕРТИФИКАТ ◆ CERTIFICADO ◆ CERTIFICAT

TÜV Product Service

EC-Type Examination Certificate
No. M6A 020132 0262 Rev. 02

Holder of Certificate: **Pilz GmbH & Co. KG**
Felix-Wankel-Str. 2
73760 Ostfildern
GERMANY

Product: **Safety components**
Electronic Safety Relay

Model(s): **PNOZsigma**

Parameters: Protection Class: IP20 (terminals)
IP40 (housing)

The report and the user documentation in the current valid revision are mandatory part of this certificate. The product complies with the following safety requirements only if the specifications documented in the currently valid revision of this report are met. The certified components are listed in report P08745T in the current valid revision.

This EC Type Examination Certificate is issued according to Article 12(3) bis 12(4) a of Council Directive 2006/42/EC relating to machinery. It confirms that the listed Annex IV equipment complies with the principal protection requirements of the directive. It refers only to the sample submitted to TÜV SÜD Product Service GmbH for testing and certification. For details see: www.tuvsud.com/ps-cert

Test report no.: P08745T

Valid until: 2028-01-29

Date, 2023-02-01

(Peter Weiß)

Page 1 of 1
TÜV SÜD Product Service GmbH is Notified Body according to Council Directive 2006/42/EC relating to machinery, notified by publication in the Official Journal of the EC with identification No 0123.

TÜV SÜD Product Service GmbH · Certification Body · Ridlerstraße 65 · 80339 Munich · Germany

[pdf] Specifications Documentation Test Report

EC Type Examination Certificate PNOZsigma TUEV Sued BM M6A 020132 0262 R02 R2 1 valid 2028 Jan 29 1003855 14 cdn logic control docs pilz safety Manuals |||

EC-Type Examination Certificate No. M6A 020132 0262 Rev. 02 Holder of Certificate: Pilz GmbH Co. ... DC Sach-Nr. 1 Oder No. 1 Version 750101 1.0/ 1.1 751101 1.0/ 1.1 750102 1.0/ 1.1 751102 1.0/ 1.1 **750103** 1.0/ 1.1 751103 1.0/ 1.1 750104 1.0/ 1.1 751104 1.0/ 1.1 Internal TestReport 717509892 V1.3 ...

lang:en score:23 filesize: 1.47 M page_count: 14 document date: 2023-02-08



Supply of Machinery (Safety) Regulations 2008
Type Examination Certificate

Certificate number: UK-MAC000096 i01

Certificate Holder and Manufacturer: PILZ GmbH, Felix-Wankel-Str. 2, 73760 Ostfildern, GERMANY

Relevant Representative: PILZ Automation Ltd, Pitz House, Little Colliers Field, Corby, Northants, NN18 8TJ, United Kingdom

Product(s): Safety components, Electronic Safety Relay

Product Type: PNOZsigma

Apparatus (inc Variants): The report PO874147 and the user documentation in the current valid revision are mandatory part of this certificate. The product complies with the following safety requirements only if the specifications documented in the currently valid revision of this report are met. The certified components are listed in report PO874157 in the current valid revision.

This Type Examination Certificate is issued according to Regulation 11 or 12 of Statutory Instrument 2008 No. 1597 relating to Machinery and in accordance with the TÜV SÜD Testing and Certification Regulations. It confirms that the Technical Documentation File demonstrates that the listed Annex-IV equipment complies with the Essential Health & Safety Requirements of the Regulations.

Signature: Date: 05/12/2022
On behalf of TUV SUD BABT Unlimited

Valid from: 05/12/2022 (Signature) Guido Neumann Expiry Date: 04/12/2027

TUV SUD BABT Unlimited is appointed as an Approved Body Number 0168 in accordance with Statutory Instrument 2008 No. 1597 for Machinery.

The UKCA marking may be used on the equipment described above, subject to the equipment meeting the requirements of all applicable Regulations.

This Certificate remains valid providing any conditions of validity to the Certificate are complied with. For further details related to this certification please contact babt@tuvsud.com

Page 1 of 1

TUV SUD BABT Unlimited • Octagon House • Concorde Way • Segensworth North • Fareham • PO15 5RL

[pdf] Specifications Documentation

CPD Main Manf Holder dummy Cert hilton Carr Index of docs pilz safety Manuals PNOZsigma UKCA TUEV Sued BAPT BM UK MAC000096 i01 R2 1 valid 2027 Dec 04 1006510 02 cdn logic control |||

Supply of Machinery Safety Regulations 2008 Type Examination Certificate Certificate number: UK- ... DC Sach-Nr. 1 Oder No. 1 Version 750101 1.0/ 1.1 751101 1.0/ 1.1 750102 1.0/ 1.1 751102 1.0/ 1.1 **750103** 1.0/ 1.1 751103 1.0/ 1.1 750104 1.0/ 1.1 751104 1.0/ 1.1 Internal TestReport 717509892 V1.3 ...

lang:en score:23 filesize: 1.38 M page_count: 13 document date: 2023-06-06



E-STOP relays, safety gate monitors

Up to PL e of EN ISO 13849-1
PNOZ s3

Unit features
- Positive-guided relay outputs:
  - 2 safety contacts (NO), instantaneous
- 1 semiconductor output
- Connection options for:
  - E-STOP pushbuttons
  - Safety gate limit switch
  - Reset button
  - Light barriers
  - PSEN
- A connector can be used to connect 1 PNOZsigma contact expander module
- Operating modes can be set via rotary switch
- LED indicator for:
  - Supply voltage
  - Input status, channel 1
  - Input status, channel 2
  - Switch status channel 1/2
  - Feedback circuit
  - Error
- Plug-in connection terminals (either spring-loaded terminal or screw terminal)

Unit description
The safety relay meets the requirements of EN 60947-5-1, EN 60204-1 and VDE 0113-1 and may be used in applications with:
- E-STOP pushbuttons
- Safety gates
- Light beam devices

Safety features
The relay meets the following safety requirements:
- The circuit is redundant with built-in self-monitoring.
- The safety function remains effective in the case of a component failure.
- The correct opening and closing of the safety function relays is tested automatically in each on-off-cycle.
- The unit has an electronic fuse.

Safety relay for monitoring E-STOP pushbuttons, safety gates and light beam devices

Approvals

	PNOZ s3
cULus	●
TÜV	●
CE	●

Block diagram

Pilz GmbH & Co. KG, Felix-Wankel-Straße 2, 73760 Ostfildern, Germany
Telephone: +49 711 3409-0, Telefax: +49 711 3409-133, E-Mail: pilz.gmbh@pilz.de

1001-969-EN-04-2011-09

[pdf] Datasheet

Index of docs pilz safety Datasheets Safety Relays 751103 datasheet cdn logic control |||

E-STOP relays, safety gate monitors Up to PL e of EN ISO 13849-1 PNOZ s3 Gertebild Safety relay fo ... III / II 250 V 4.00 kV -10 - 55 C -40 - 85 C IP54 IP40 IP20 PC PC 0.25 - 2.50 mm , 24 - 12 AWG No. **750103** 0.25 - 1.00 mm , 24 - 16 AWG No. **750103** 0.20 - 1.50 mm , 24 - 16 AWG No.**750103** 0.50 Nm No. 7...

lang:en score:23 filesize: 564.04 K page_count: 9 document date: 2021-02-18

PNOZ s3

PILZ
THE SPIRIT OF SAFETY

Sicherheitsschaltgeräte

Bedienungsanleitung-21395-DE-12

[pdf] Diagram

PNOZ s3 Operat Man 21395 DE XX 751103 Pilz large stock new in our assortme 119 78 € 1 all4sps mediafiles Sonstiges |||

PNOZ s3 Sicherheitsschaltgerte Bedienungsanleitung-21395-DE-12 Vorwort Dieses Dokument ist das O ... s3 21395-DE-12 98 3.86 * 100 3,94 17,5 0.69 17 PNOZ s3 Technische Daten Allgemein **750103** Zulassungen CCC, CE, EAC Eurasian , KOSHA, TV, cULus Listed Elektrische Daten **750103** Ve...

lang:de score:22 filesize: 1.07 M page_count: 27 document date: 2020-03-25



[pdf] Diagram

PNOZ s3 Operat Man 21395 DE XX Datenblatt751103 Pilz C Sicherheitsrelais 24V dc 2 Kanal Sicherheitskontakte Not Aus 4 ISO 13849 1 Automatisch ManuellA700000006536263docs rs online 1b2f A700000006536263 |||

PNOZ s3 Sicherheitsschaltgerte Bedienungsanleitung-21395-DE-12 Vorwort Dieses Dokument ist das O ... kennung bei UB DC Zweikanalig mit Querschlusserkennung bei UB DC Halbleiterausgnge Anzahl Spannung **750103** CCC, CE, EAC Eurasian , KOSHA, TV, cULus Listed **750103** 24 V DC -15 / 10 2,5 W 20 100 ...

lang:de score:22 filesize: 1.24 M page_count: 27 document date: 2017-07-24



[pdf]

untitled Sicherheitsschaltgerät Datenblatt750103 Pilz PNOZ s3 Sicherheitsrelais 24V dc 2 Kanal Sicherheitskontakte Not Aus 4 ISO 13849 1 Automatisch Manuell0900766b81319374docs rs online f58b 0900766b81319374 |||

NOT-AUS-Schaltgerte, Schutztrwchter bis PL e nach EN ISO 13849-1 PNOZ s3 Gertemerkmale Gertebesch ... III / II 250 V 4,00 kV -10 - 55 C -40 - 85 C IP54 IP40 IP20 PC PC 0,25 - 2,50 mm , 24 - 12 AWG No. **750103** 0,25 - 1,00 mm , 24 - 16 AWG No. **750103** 0,20 - 1,50 mm , 24 - 16 AWG No.**750103** 0,50 Nm No. 7...

lang:de score:22 filesize: 702.22 K page_count: 9 document date: 2011-09-07

[pdf] User Manual

saftrela estop pnoz s3 opm Galco Industrial Electronics Operation Manual 750103 Pilz E Stop pim galco Manufacturer TechDocument |||

...

lang:de score:21 filesize: 1.22 M page_count: 20 document date: 2011-10-27

Setup - Operation - Repair

PR-X

333589A

Fixed Ratio System

EN

For accurate metering, mixing, and dispensing of two-component materials. For professional use only.

Not approved for use in explosive atmospheres or hazardous (classified) locations.

1200 psi (8.3 MPa, 83 bar) Maximum Working Pressure
100 psi (0.7 MPa, 7 bar) Maximum Air Inlet Pressure

Important Safety Instructions
Read all warnings and instructions in this manual before using the equipment. Save these instructions.

PR-X Machine, Supply Pump Feed, MC22 Dispense Valve Direct Shown

PR-X Machine, Cartridge Feed, MC22 Dispense Valve Direct Shown

PR-X Control Box

PROVEN QUALITY. LEADING TECHNOLOGY.

[Graco PR-X Fixed Ratio System: Setup, Operation, and Repair Manual]

Comprehensive guide for the Graco PR-X Fixed Ratio System, covering setup, operation, maintenance, troubleshooting, and repair. Essential for professional use in accurate metering, mixing, and dispensing of two-component materials.

lang:en score:20 filesize: 12.43 M page_count: 152 document date: 2022-05-10

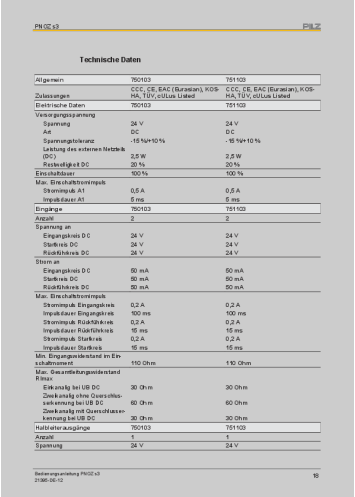

PNOZ s3 PILZ

Technische Daten

Allgemein	750103	751103
Zulassungen	CCC, CE, EAC (Eurasian), KOSHA, TÜV, cULus Listed	CCC, CE, EAC (Eurasian), KOSHA, TÜV, cULus Listed
Elektrische Daten	750103	751103
Versorgungsspannung		
Spannung	24 V	24 V
Art	DC	DC
Spannungstoleranz	-15 %/+10 %	-15 %/+10 %
Leistung des externen Netzteils (DC)	2,5 W	2,5 W
Restwelligkeit DC	20 %	20 %
Einschaltdauer	100 %	100 %
Max. Einschaltstromimpuls		
Stromimpuls A1	0,5 A	0,5 A
Impulsdauer A1	5 ms	5 ms
Eingänge	750103	751103
Anzahl	2	2
Spannung an		
Eingangskreis DC	24 V	24 V
Startkreis DC	24 V	24 V
Rückführkreis DC	24 V	24 V
Strom an		
Eingangskreis DC	50 mA	50 mA
Startkreis DC	50 mA	50 mA
Rückführkreis DC	50 mA	50 mA
Max. Einschaltstromimpuls		
Stromimpuls Eingangskreis	0,2 A	0,2 A
Impulsdauer Eingangskreis	100 ms	100 ms
Stromimpuls Rückführkreis	0,2 A	0,2 A
Impulsdauer Rückführkreis	15 ms	15 ms
Stromimpuls Startkreis	0,2 A	0,2 A
Impulsdauer Startkreis	15 ms	15 ms
Min. Eingangswiderstand im Einschaltmoment	110 Ohm	110 Ohm
Max. Gesamtleitungswiderstand Rlinix		
Einkanalig bei UB DC	30 Ohm	30 Ohm
Zweikanalig ohne Querschlusserkennung bei UB DC	60 Ohm	60 Ohm
Zweikanalig mit Querschlusserkennung bei UB DC	30 Ohm	30 Ohm
Halbleiterausgänge	750103	751103
Anzahl	1	1
Spannung	24 V	24 V

Bedienungsanleitung PNOZ s3
21396-DE-12

15

[PILZ PNOZ s3 Sicherheitsschaltgerät Technische Daten und Spezifikationen]

Detaillierte technische Daten für das PILZ PNOZ s3 Sicherheitsschaltgerät, einschließlich elektrischer, mechanischer und Umweltdaten, Sicherheitskennzahlen, Lebensdauerkurven und Zulassungen.

lang:de score:19 filesize: 492.79 K page_count: 8 document date: 2019-07-23

PILZ 2025

公司名称：	君雄供应链（上海）有限公司
公司地址：	上海市青浦区华新镇华隆路1288号3楼
公司电话：	021-59766752
公司邮箱：	Junwei@shfanxin.cn
公司邮编：	201708
公司QQ	2514138434
公司旺旺：	君雄供应链上海有限公司
公司微信：	18017899657

品牌	代号	描述	单价	条件	交期
PILZ 皮尔兹	774300	PNOZ X1 24AC/DC 3NA+1NC	1362	含税运	8-10周
PILZ 皮尔兹	750103	PNOZ s3 24DC 2NA+1pnp	1398	含税运	8-10周
PILZ 皮尔兹	751103	PNOZ s3 C 24DC 2NA+1pnp	1398	含税运	8-10周
PILZ 皮尔兹	777301	PNOZ X2.8P 24AC/DC 3NA+1NC	1582	含税运	8-10周
PILZ 皮尔兹	777302	PNOZ X2.8P 24..240AC/DC 3NA+1NC	1625	含税运	8-10周
PILZ 皮尔兹	750104	PNOZ s4 24DC 3NA+1NC+1pnp	1834	含税运	8-10周
PILZ 皮尔兹	774310	PNOZ X3 24AC/DC 3NA+1NC+1pnp	1843	含税运	8-10周
PILZ 皮尔兹	774318	PNOZ X3 230AC/24DC 3NA+1NC+1pnp	1843	含税运	8-10周
PILZ 皮尔兹	774331	PNOZm p 10e 24DC 1PNP(P)+1PNP(P)+1pnp	2608	含税运	8-10周
PILZ 皮尔兹	750105	PNOZ s5 24DC 2NA+3NA(P)+1pnp	2643	含税运	8-10周
PILZ 皮尔兹	751105	PNOZ s5 C 24DC 2NA+3NA(P)+1pnp	2643	含税运	8-10周
PILZ 皮尔兹	311074	Cavo da mlZp a PDP e tra PDP (min. 50m)	93	含税运	8-10周
PILZ 皮尔兹	312992	Cavo comunicazione x mini USB 3m	278	含税运	8-10周
PILZ 皮尔兹	312993	Cavo comunicazione x mini USB 5m	338	含税运	8-10周
PILZ 皮尔兹	374280	Morsetti S99 (P1+P2) (1 x tipo)	78	含税运	8-10周
PILZ 皮尔兹	374281	Morsetti S99 (P3+P4) (1 x tipo)	157	含税运	8-10周
PILZ 皮尔兹	374282	Morsetti S99 (P5+P6) (1 x tipo)	157	含税运	8-10周
PILZ 皮尔兹	374290	Morsetti S99 C (P1+P2) (1 x tipo)	78	含税运	8-10周
PILZ 皮尔兹	374291	Morsetti S99 C (P3+P4) (1 x tipo)	157	含税运	8-10周

[pdf]

Lucia Dominioni PILZ 2025 co99 net 774300 PNOZ X1 24AC DC 3NA 1NC 1362 8 10 750103 s3 24DC 2NA 1pnp 1398 751103 PNOZ January Valid until further notice s21i 32487008 0 ABUIABA9GAAggcnOvgYohJLTLQ f v 1741923457 |||

PILZ 2025 12881 021-59766752 Junwei shfanxin.cn 201708 QQ : 2514138434 18017899657 PILZ 774300 PNOZ X1 24AC/DC 3NA 1NC PILZ **750103** PNOZ s3 24DC 2NA 1pnp PILZ 751103 PNOZ s3 C 24DC 2NA 1pnp PILZ 777301 PNOZ X2.8P 24AC/DC 3NA 1NC PILZ 777302 PNOZ X2.8P 24..240AC/D...

lang:it score:18 filesize: 460.99 K page_count: 72 document date: 2025-03-14

Setup - Operation - Repair

PR-X

333589A

Fixed Ratio System

EN

For accurate metering, mixing, and dispensing of two-component materials. For professional use only.

Not approved for use in explosive atmospheres or hazardous (classified) locations.

1200 psi (8.3 MPa, 83 bar) Maximum Working Pressure
100 psi (0.7 MPa, 7 bar) Maximum Air Inlet Pressure

Important Safety Instructions
Read all warnings and instructions in this manual before using the equipment. Save these instructions.

PR-X Machine, Supply Pump Feed, MC22 Dispense Valve Direct Shown

PR-X Machine, Cartridge Feed, MC22 Dispense Valve Direct Shown

PR-X Control Box

PROVEN QUALITY. LEADING TECHNOLOGY.

[pdf] User Manual Instructions

333589A Manual PR X Setup Operation Repair English MM 333589 333589EN Vivien Zhou Download ManualPR Meter Mix and Dispense SystemsPR Manualcdn shopify s files 1 0654 1957 5542 v 1684421689 |||

Setup - Operation - Repair PR-X Fixed Ratio System 333589A EN For accurate metering, mixing, and ... IN_ESTOP A1 -4K1. AC-3 A2 ,4A - 4kW 400V DC 24V PE2 / 12.0 7 8 9 10 11 12 PE PILZ.**750103** IN LINE Emergency STOP circuit from costumer / NA_2_1 / NA_1_1 / NA_1_2 / NA2_2 333589A St...

lang:en score:16 filesize: 12.43 M page_count: 152 document date: 2022-05-10

Yursat Dış Tic. Mmendislik
Yeni Karaman Mah. Sanayi Cad. 4. Kantar Sok. Asya Plaza Kat:5 No:505
Osmangazi/BURSA
+90 224 2400304
info@yursat.com.tr
www.yursat.com.tr

Pilz

Garanti: 12 ay
Bu ürüne ait Türkiye içi kapı teslim fiyatı ve teslim süresi için lütfen bizimle iletişime geçiniz. **info@yursat.com.tr** e-posta adresine başvuru yapabilir ya da aşağıdaki bilgi için +90 224 240 03 04 numaralı telefonumuzdan bizlere ulaşabilirsiniz.
Pilz Markası, tedarik süresi için lütfen bizimle iletişime geçiniz.

Firmamız Pilz Türkiye Distribütörü veya temsilcisi değildir. Firmamız aşağıdaki dokümanda, belirtilen ürünlerde sadece Orjinal ve yeni orün satılı olmasına dikkat etmektedir. Ancak Özel marka adları ve ürün markaları gibi sahiplerinin mülkiyetindedir. Satışı durumunda kullanmaktadır.

Ürün	Açıklama
Psen Ma1.4p-S2/ 1switch 506309	Magnetic safety switch 2n / o, 4.-pol. M8 connector, rectangular Design, IP67 switching distance depending on the actuator, for Series connection with PSEN ix1, height design 18mm. VP = 1 sensor. Comparative article to 524122
Psen 1.1-20 / 1 Actuator 514120	Magnetic safety switch, rectangular design, IP67, height Type 13mm VP = 1 actuator.
Safety relay 24V Ac/Dc: E-STOP Monitoring	pnozx7p
PNOZ XV1P 30/24VDC	
774709	Kaynak metin PNOZ safety relaye PNOZ X10 24VDC 6n / o 4n / c SLED Stat. Gösterik no.: 853649B0, country of origin France Preference for: PAN; MMS Safety switching device (standalone), inputs: 1/2-channel wiring with / without cross-circuit detection, outputs: 6 NO, 4 NC, automatic / manual / monitored start and automatic start with Start-up test, UB = 24 V DC, width: 90 mm, integrated screw terminals,
751177	PNOZ s7.2 C 24VDC 4 n/o 1 n/c expand PNOZsigma contact expansion, outputs: 4 NO, 1 NC, UB = 24 V DC, width: 17.5 mm, pluggable spring terminals, contact block for Contact expansion in connection with safety-related Control parts, additional contact blocks can be attached on the right.
777949	PNOZ s7.2 C 24VDC 4 n/o 1 n/c expand PNOZsigma contact expansion, outputs: 4 NO, 1 NC, UB = 24 V DC, width: 17.5 mm, pluggable spring terminals, contact block for Contact expansion in connection with safety-related Control parts, additional contact blocks can be attached on the right.

Pilz
YURSAT yedek parça tedarik yapan bir şirkettir. Sitemizde bulunan markaların yetkili distribütörü veya temsilcisi değildir. [1 / 31]

[pdf]

Pilz Yursat PNOZ safety relays 777301 X2 8P 24VACDC 3n o 1n c Safety switching device standalone inputs 1 2 channel wiring with without cross circuit detection pilz yursat tr |||

Yursat Di Tic. Mnendislik Yeni Karaman Mah. Sanayi Cad. 4. Kantar Sok. Asya Plaza Kat:5 No:505 Osman ... 2400304 info yursat .c om.t r www.yursat .c om.t r 445164 307674 312200-Plz 472423 Pss-Ps24 472413 **750103** Pss-Do 312071 Plz 474386 474430 95acc6170 774789 312071 445862 472463 630745 402212 796743 63...

lang:en score:16 filesize: 387.31 K page_count: 31 document date: 2025-05-23



PILZ
THE SPIRIT OF SAFETY

PNOZ s3 24VDC 2 n/o — 750103

PNOZsigma safety relay (standalone), inputs: 1/2-channel wiring with/ without detection of shorts across contacts, manual/automatic start, outputs: 2 NO, 1 SC, UB 24 V DC, width: 17.5 mm, plug-in terminals of screw type, monitoring of E-STOP, safety gates, light guard.

Technical details	
General data	
Approval:	CCC, CE, cULus Listed, KOSHA, EAC (Eurasian), TÜV
Technical data	
Electrical data	
Supply voltage (V):	24 - 24 V
Type of supply voltage U1:	DC
Power consumption DC:	2.8 W
Inputs	
Number of inputs:	2
Semiconductor outputs	
Number of semicond. outputs:	1
Utilisation cat. to EN 60947-1:	DC-12
Relay outputs	
Utilisation cat. AC/DC1 stand.:	EN 60947-4-1
Voltage AC1 safety cont.:	240 V
Max. current AC1 safety cont.:	6 A
Voltage DC1 safety cont.:	24 V
Max. current DC1 safety cont.:	6 A
Utilisation cat. AC15/DC13/ta.:	EN 60947-5-1
Voltage AC15 safety cont.:	230 V

Pilz GmbH & Co. KG, Felix-Wankel-Straße 2, 73760 Ostfildern, Germany — Page 1/3

[pdf] Datasheet

3677022 farnell datasheets |||

PNOZ s3 24VDC 2 n/o **750103** PNOZsigma safety relay standalone , inputs: 1/2-channel wiring with/ without detection of shorts across contacts, manual/automatic start, outputs: 2 N/O, 1 SC, UB 24 V DC, width: 17.5 mm, plug-in plug-in terminals of screw type, monitoring of E-STOP, safety gates, light ...

lang:en score:15 filesize: 118.08 K page_count: 3 document date: 2022-02-17

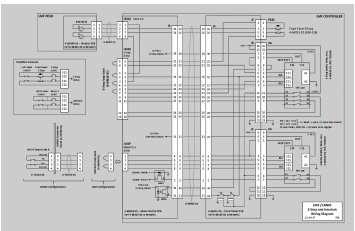

[pdf]

Microsoft Word LMF E Stop IL Loveland amadaweldtech 2019 02 |||

LMF HEAD Interlocks S1 N.O. S2 N.O. 3 3 2 2 7 7 8 8 J1312 HEAD I/O 3 3 2 2 7 7 8 8 4-69699-01 S ... 22 To reset Relay, both IN1 IN2 need to be toggled. Interlock Safety Relay Assy 4-68440-01 Pilz **750103** OUT RESET/SET 24V S34 Y32 IN1 S12 S11 S21 IN2 S22 13 23 A1 A2 555-209 14 24 LMF / L...

lang:en score:15 filesize: 139.11 K page_count: 1 document date: 2017-11-14

[pdf] Price List

PILZ Document Pilz The Spirit of Safety 400600 pim galco Manufacturer TechDocument Price List |||

Price list Sensor technology Control technology Networks Drive technology Operator and visualis ... lays Order Description number E-STOP, safety gates, light barriers 750101 751101 750102 751102 **750103** 751103 750104 750134 751104 751134 750124 750154 751124 751154 PNOZ s1 24VDC 2 n/o PNOZ s1 C...

lang:en score:15 filesize: 1.09 M page_count: 141 document date: 2014-01-03

[pdf] Guide Configuration Guide Catalog

PNOZ X PNOZsigma Technical catalogue 1002173 EN 06 Download link 751104 Safety Relay s4 C input 1 2 ch output 3NO ^1NC ^1SC man auto start e Stop safety gate lightguard W22 5mm sv 24VDC Pilz Elit GlobalStore™ Electrical and automation components PLC HMI Distributor Techn Catalogue 07 elit ee docs pilz |||

Technical Catalogue Relays PNOZ Version 2016-09 Configuration guide Safety relays PNOZ X Safet ... -loaded terminals 120 4.72 98 3.86 * 100 3,94 17,5 0.69 Technical Details General **750103** Approvals CCC, CE, EAC Eurasian , KOSHA, TV, cULus Listed Electrical data **750103** Supply...

lang:en score:14 filesize: 22.3 M page_count: 940 document date: 2017-09-08

[pdf] Datasheet

pilz 570500 datasheet cdn accentuate io 8126650548446 1694464144528 |||

Sensor technology PSEN, control and signal devices PIT Devices for position monitoring Safety swit ... tion device: PNOZ s3 Test rod for ESPE: PSEN op Testpiece F 14m Order number 631157 630311 631183 **750103** 630345 The optimum solution: monitoring of space-critical applications with cascaded light c...

lang:en score:14 filesize: 17.59 M page_count: 172 document date: 2019-03-19

[pdf] Datasheet

Control technology Pilz offers the right solution for every control situation From stand alone applications to networked and distributed systems safety pilz en 2017 04 low cdn logic docs datasheets

Control technology Relays: Electronic monitoring relays PMDsigma and PMDsrange, safety relay PNOZsi ... inals 750101 750102 DC1: 24 V/6 A/150 W CE, cULus Listed, EAC Eurasian , TV, KOSHA, CCC 751103 **750103** DC1: 24 V/6 A/150 W CE, cULus Listed, EAC Eurasian , TV, KOSHA, CCC 24 V DC 751104 2...

lang:en score:14 filesize: 10.86 M page_count: 156 document date: 2017-09-11

[pdf]

Control technology Index of docs pilz safety Technology cdn logic control |||

Control technology Relays: Electronic monitoring relays PMDsigma and PMDsrange, safety relay PNOZsi ... inals 750101 750102 DC1: 24 V/6 A/150 W CE, cULus Listed, EAC Eurasian , TV, KOSHA, CCC 751103 **750103** DC1: 24 V/6 A/150 W CE, cULus Listed, EAC Eurasian , TV, KOSHA, CCC 24 V DC 751104 2...

lang:en score:14 filesize: 10.19 M page_count: 156 document date: 2019-07-15



[pdf] Accessories Catalog

Indice dei contenuti ebrambilla Pilz2008 pim galco Manufacturer Pilz TechDocument Catalog |||

INDICE GRUPPI PRODOTTI Moduli di Sicurezza - Serie PNOZ X PNOZ X; Moduli per Arresto di Emergenza e ... NOZ s4 C PNOZ s4 PNOZ s4 C PNOZ s4.1 PNOZ s4.1 C PNOZ s4.1 PNOZ s4.1 C 750101 751101 750102 751102 **750103** 751103 750104 751104 750134 751134 750124 751124 750154 751154 24DC 2NA 1pnp 24DC 2NA 1pn...

lang:it score:13 filesize: 335.29 K page_count: 91 document date: 2008-09-10

[pdf]

Pilz control technology BPX 750 104 48 240 VAC DC 134 DC1 24 V 6 A 150 W CE cULus Listed monitors PNOZ ms1p ms2p ms3p used to connect incremental encoders PILZ Control Technology bpx co uk file |||

Control technology Relays: electronic monitoring relays PMD, safety relays PNOZ Configurable safe ... inals 750101 750102 DC1: 24 V/6 A/150 W CE, cULus Listed, EAC Eurasian , TV, KOSHA, CCC 751103 **750103** DC1: 24 V/6 A/150 W CE, cULus Listed, EAC Eurasian , TV, KOSHA, CCC 24 VDC 24 VDC, coa...

lang:en score:13 filesize: 22.11 M page_count: 192 document date: 2021-03-09

[pdf]

Sensor technology PSEN® control and Index of docs pilz safety Technology PSEN 2019 to upload sales ap cdn logic |||

Sensor technology PSEN, control and signal devices PIT Devices for position monitoring Safety swit ... tion device: PNOZ s3 Test rod for ESPE: PSEN op Testpiece F 14m Order number 631157 630311 631183 **750103** 630345 The optimum solution: monitoring of space-critical applications with cascaded light c...

lang:en score:13 filesize: 17.03 M page_count: 172 document date: 2019-07-15



[pdf] Datasheet Dimension Guide Documentation

750 103 EN WAGO GmbH Co KG 750103 PILZ RADIOMAG wago 103en static6 arrow aro conversion 4cd889aef5aced08d0809e4a374b80360eeec277 |||

Data Sheet Item Number: 750-103 Group marker carrier https://www.wago.com/750-103 Color: transparent Dimensions in mm The hinged 750-103 Marker Carrier allows group marking of WAGO I/O System 750/753 Series components, while featuring a large area for marking components individually. The marker...

lang:en score:13 filesize: 3.24 M page_count: 3 document date: 2024-05-13



[pdf]

saftrela estop pnoz s3 dat Galco Industrial Electronics E STOP relays safety gate monitors 750103 galco techdoc pilz |||

...

lang:en score:12 filesize: 562.2 K page_count: 9 document date: 2011-10-27

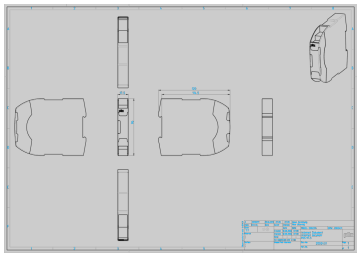

[pdf]

saftrela estop pnoz s3 cad Galco Industrial Electronics CAD Drawings 750103 Pilz E Stop pim galco Manufacturer TechDocument |||

...

lang:en score:12 filesize: 46.23 K page_count: 1 document date: 2011-10-27



PILZ

PNOZ s3 24VDC 2 n/o 750103

PNOZsigma safety relay (standalone), inputs: 1/2-channel wiring with/without detection of shorts across contacts, manual/automatic start, outputs: 2 N/O, 1 SC, UB 24 V DC, width: 17.5 mm, plug-in plug-in terminals of screw type, monitoring of E-STOP, safety gates, light guard.

Technical details	
General data	
Approval:	CCC, CE, cULus Listed, KOSHA, EAC (Eurasian), TÜV
Technical data	
Electrical data	
Supply voltage (V):	24 - 24 V
Type of supply voltage U1:	DC
Power consumption DC:	2.5 W
Inputs	
Number of inputs:	2
Semiconductor outputs	
Number of semicond. outputs:	1
Utilisation cat. to EN 60947-1:	DC-12
Relay outputs	
Utilisation cat. AC/DC1 stand.:	EN 60947-4-1
Voltage AC1 safety cont.:	240 V
Max. current AC1 safety cont.:	6 A
Voltage DC1 safety cont.:	24 V
Max. current DC1 safety cont.:	6 A
Utilisation cat. AC15/DC13dia.:	EN 60947-5-1
Voltage AC15 safety cont.:	230 V

Page 1/3

[pdf]

750103 mymaldonado Download File PNOZ S3 24VDC 2NA 1PNP PILZ s3 2 n o Part Number nexinstrument assets images |||

...

lang:en score:12 filesize: 268.08 K page_count: 3 document date: 2021-12-22



pilz

EG-Konformitätserklärung
EC-Declaration of Conformity

Wir Pilz GmbH & Co. KG, Felix-Wankel-Str. 2, 73760 Ostfildern, Deutschland

erklären in alleiniger Verantwortung, dass das Produkt

PNOZ s3, PNOZ s3 C
NOT-AUS Schaltgerät, Schutztürwächter

Sicherheitsbauteil nach EG-Richtlinie 2006/42/EG, Anhang 5

auf das sich diese Erklärung bezieht, mit den/den folgenden Norm(en) oder normativen Dokument(en) übereinstimmt.

EN 60947-5-1: 11.2004, EN 62061: 07.2005, EN ISO 13849-1: 11.2006, EN ISO 13849-2: 06.2008, EN 954-1: 12.1996

Das bezeichnete Produkt entspricht den folgenden europäischen Richtlinien:

2004/108/EG EMV-Richtlinie
2006/42/EG Maschinenrichtlinie

Die Übereinstimmung eines Baumusters des bezeichneten Produkts mit der Richtlinien Nr.:

2006/42/EG Maschinenrichtlinie

wurde bescheinigt durch:

Notifizierte Stelle/Anschrift: TÜV Product Service GmbH
Ridlerstrasse 65
D-80339 München
Kennnummer 0123

Nummer der Bescheinigung: Z10 09 11 20132 063 Ausstelldatum: 23.11.2009

Das bezeichnete Produkt stimmt mit dem geprüften Baumuster überein.

Herr Fröhlich ist bevollmächtigt, die technischen Unterlagen zusammenzustellen

Ostfildern
11.12.2009

Markus Fröhlich
Leiter Entwicklung Produktbereiche / Product Development

[pdf] Decleration of Conformity

Formulare Konformitätserklärung Pilz GmbH Co blum Conformity Declaration 750103 E Stop saftrela estop pnoz s3 conf pim galco Manufacturer TechDocument |||

...

lang:en score:12 filesize: 29.41 K page_count: 1 document date: 2010-04-22

Sensor technology PSEN®, control and signal devices PIT®

PILZ
THE SPIRIT OF SAFETY

- Devices for position monitoring
- Safety switches
- Safety gate systems
- Safety light curtains, safety laser scanners, safe radar systems
- Safe camera systems
- Control and signal devices

[pdf] Guide

Sensor technology PSEN® control and signal devices PIT® BPXPilz offers PSEN sensor for position monitoring safety switches light curtains laser scanners radar camera systems PIT devicesPILZ Technologybpx co uk file PILZ Technology |||

Sensor technology PSEN, control and signal devices PIT - Devices for position monitoring - Safety s ... uation device: PNOZs3 Test rod for ESPE: PSENop Testpiece F 14m Order number 631157 630311 631183 **750103** 630345 The optimum solution: monitoring of space-critical applications with cascaded safety ...

lang:en score:11 filesize: 18.56 M page_count: 220 document date: 2023-04-12



[Industrial Safety Device for Hexapods: Integrating Safety Light Barriers]

Learn how to integrate safety light barriers with Physik Instrumente (PI) hexapod systems for enhanced industrial automation safety. This white paper covers motivation, hexapod technology, safety standards (EN ISO 13849-1, EN ISO 13855), implementation, and necessary components.

lang:en score:11 filesize: 1.07 M page_count: 8 document date: 2020-02-20

[pdf] Guide Configuration Guide Catalog

contents 189184267 mif swerner Technical Catalogue777512 Pilz PNOZ X XV3P 2 Auxiliary Contacts Safety Relay 24V dc Dual Channel 3 RS0900766b814c0348docs rs online 806b 0900766b814c0348 CatalogueTechnical RS777301 3 1 RS0900766b814c0346docs 0900766b814c0348docs 7b81 0900766b814c0346 |||

PMD relays for electrical safety and PNOZ relays for functional safety Configuration guide for elect ... tion of external conductors with screw terminals 1 core flexible 0.25 - 2.50 mm , 24 - 12 AWG No. **750103** 2 core, same cross section, flexible: with crimp connectors, without insulating sleeve 0.2...

lang:en score:11 filesize: 14.14 M page_count: 570 document date: 2013-05-17

[pdf]

PNOZ Umschlag US 2007 12 indd wg3 0900766b80bd2267 docs rs online 345d |||

PNOZ Safety Relays Safety relays PNOZ X, PNOZsigma and PNOZelog, Modular safety relays PNOZmulti and ... 50101 000002 0.1 A1 13 23 S12 S22 S34 PNOZ s3 In2 In2 A A Power In1 mode In2 Out Reset Fault **750103** 000002 0.1 A1 13 23 37 S12 S22 S34 47 PNOZ s5 In2 In2 A A Power In1 mode 125 In20,5 ...

lang:en score:11 filesize: 4.47 M page_count: 74 document date: 2008-01-30