

Bodum 11002-04

Bodum Twin Dual Salt and Pepper Grinder (Model 11002-04) User Manual

INTRODUCTION

Welcome to the user manual for your Bodum Twin Dual Salt and Pepper Grinder, Model 11002-04. This manual provides essential information for the proper setup, operation, maintenance, and care of your new grinder. Please read these instructions carefully before first use to ensure optimal performance and longevity of your product.

PRODUCT OVERVIEW

The Bodum Twin Dual Salt and Pepper Grinder is designed for convenience and efficiency, combining two essential seasoning tools into one compact unit. It features a durable stainless steel body with a vibrant silicone sleeve, housing two separate compartments for salt and pepper. The ceramic grinding mechanisms ensure a consistent grind for both spices.

- **Space-Saving Design:** Combines salt and pepper into a single grinder.
- **Dual Functionality:** Rotate in one direction for salt and the opposite direction for pepper.
- **Adjustable Grind:** Ceramic mechanisms allow for customization of coarseness.
- **Easy Refilling:** Designed for convenient top filling.



This image displays the Bodum Twin Dual Salt and Pepper Grinder. It features a red silicone band with the 'bodum' logo, a stainless steel body, and clear sections revealing black peppercorns on one side and white salt crystals on the other. The top cap is silver.

SETUP

1. Initial Preparation

Before first use, it is recommended to wipe down the exterior of the grinder with a damp cloth. Ensure all parts are dry before filling.

2. Filling the Grinder

1. Gently pull up the top section of the grinder to separate it from the main body.
2. The grinder has two clear compartments. Fill one compartment with whole peppercorns and the other with coarse salt crystals. Do not overfill.
3. Align the top section with the main body and push down firmly until it is securely in place.

3. Adjusting Grind Coarseness

The grinder features adjustable ceramic mechanisms. To adjust the coarseness, locate the adjustment knob at the bottom of each grinding mechanism. Turn the knob clockwise for a finer grind and counter-clockwise for a coarser grind.

OPERATING INSTRUCTIONS

Using your Bodum Twin Dual Grinder is straightforward:

1. Hold the grinder firmly with one hand.
2. To grind **salt**, rotate the top section of the grinder in one direction (e.g., counter-clockwise).
3. To grind **pepper**, rotate the top section of the grinder in the opposite direction (e.g., clockwise).
4. Continue rotating until the desired amount of seasoning is dispensed.

MAINTENANCE AND CLEANING

Proper maintenance ensures the longevity and hygiene of your grinder.

- **Exterior Cleaning:** Wipe the stainless steel and silicone surfaces with a damp cloth. Dry thoroughly.
- **Interior Cleaning:** For a more thorough cleaning, empty the compartments. The grinder is dishwasher safe. Separate the components and place them on the top rack of your dishwasher. Ensure all parts are completely dry before reassembling and refilling.
- **Grinding Mechanism:** Periodically check the ceramic grinding mechanisms for any residue buildup. A small brush can be used to clear any lodged particles.

TROUBLESHOOTING

If you encounter issues with your grinder, consider the following:

- **Grinder Not Dispensing:**
 - Check if the compartments are empty and refill if necessary.
 - Ensure the top section is securely attached to the main body.
 - Verify that the grinding mechanism is not clogged. Clean if needed.
- **Uneven Grind:**
 - Adjust the coarseness setting. Experiment with different settings to achieve your desired consistency.
 - Ensure you are using appropriate whole peppercorns and coarse salt crystals. Fine salt or pre-ground spices are not suitable for this grinder.





SPECIFICATIONS

Feature	Detail
Brand	Bodum
Model Number	11002-04
Material	Ceramic (grinding mechanism), Stainless Steel, Silicone
Color	Red
Operation Mode	Manual
Item Weight	12.3 ounces (350 Grams)
Product Dimensions	4.7 x 4.7 x 4.5 inches
Dishwasher Safe	Yes
UPC	727015046792

WARRANTY AND SUPPORT

For warranty information or technical support, please refer to the official Bodum website or contact Bodum customer service directly. Keep your proof of purchase for any warranty claims.

Related Documents - 11002-04

	<p>Bodum BISTRO Adjustable Electric Coffee Grinder User Manual</p> <p>Comprehensive instructions for using, cleaning, and maintaining the Bodum BISTRO Adjustable Electric Coffee Grinder (Model 12041). Includes safety precautions, technical specifications, and warranty information.</p>
	<p>BODUM BISTRO 10903 Electric Coffee Grinder User Manual and Instructions</p> <p>Comprehensive user manual for the BODUM BISTRO 10903 electric coffee grinder, including setup, operation, safety guidelines, maintenance, and warranty information.</p>
	<p>Bodum French Press Coffee Maker User Manual - Instructions for Use</p> <p>Comprehensive user manual for Bodum French Press Coffee Makers, detailing setup, brewing instructions, cleaning procedures, and essential safety guidelines in English.</p>
	<p>Bodum Bistro Pizza Oven - User Manual and Instructions</p> <p>Comprehensive user manual for the Bodum Bistro Pizza Oven (Model 12470). Learn about its features, safety precautions, operating instructions, cleaning, and maintenance for perfect pizza making.</p>



Comprehensive instructions and safety guidelines for the Bodum Melior Air Fryer. Learn how to use, clean, and troubleshoot your appliance for optimal performance.