

Primus 310/479

Primus Mimer Gas Stove Instruction Manual

Model: 310/479

1. SAFETY INFORMATION

Read all instructions carefully before using the Primus Mimer Gas Stove. Failure to follow these instructions can result in serious injury, fire, or property damage.

- **Outdoor Use Only:** This stove is designed for outdoor use in well-ventilated areas. Never use it indoors, in a tent, or in any enclosed space, as this can lead to carbon monoxide poisoning.
- **Flammable Materials:** Keep the stove clear of all flammable materials, including tents, clothing, and dry vegetation. Maintain a safe distance from combustible surfaces.
- **Hot Surfaces:** The stove and surrounding areas will become extremely hot during and after use. Allow sufficient time for the stove to cool before handling or packing away. Use heat-resistant gloves if necessary.
- **Gas Cartridge Handling:** Use only gas cartridges compatible with the stove's valve type (threaded canister valves). Ensure the cartridge is securely connected before ignition. Do not puncture, incinerate, or expose gas cartridges to high temperatures.
- **Children and Pets:** Keep children and pets away from the stove during operation and while it is cooling down.
- **Ventilation:** Ensure adequate ventilation to prevent the accumulation of unburnt gas.
- **Inspection:** Before each use, inspect the stove and gas cartridge for any damage or leaks. Do not use if damaged.

2. PRODUCT OVERVIEW

The Primus Mimer Gas Stove is a robust and reliable cooking solution for outdoor enthusiasts. Its sturdy design and integrated pot supports provide stability and wind protection, making it ideal for various outdoor conditions.





Image: The Primus Mimer Gas Stove attached to a gas canister, showcasing its compact and stable design.

Key Features:

- **Integrated Windshield:** The pot holder design acts as an effective windshield, improving cooking efficiency and safety.
- **Duo Valve Compatibility:** Available with a Duo valve, ensuring compatibility with most gas cartridges featuring a valve on the market.
- **Robust Construction:** Designed without foldable parts for enhanced durability and ease of use.
- **Static 4-Point Pot Supports:** Provides excellent stability for various pot and pan sizes.

WIDTH 125 MM

STAINLESS
STEEL

HEIGHT
104 MM



GAS NOT INCLUDED

Image: A detailed view of the Primus Mimer Gas Stove with its width (125 mm) and height (104 mm) clearly marked, highlighting its stainless steel construction.

3. SETUP

Setting up your Primus Mimer Gas Stove is quick and straightforward, allowing you to begin cooking in under a minute.

1. **Prepare the Area:** Choose a flat, stable, and non-flammable surface for the stove. Ensure there is adequate ventilation and no flammable materials nearby.
2. **Attach Gas Cartridge:** Hold the stove upright. Align the threaded connection of the stove with the valve on your gas cartridge. Screw the stove onto the cartridge clockwise until it is hand-tight. Do not overtighten.

QUICK ATTACHMENT ONTO YOUR GAS CANISTER - HAVE YOUR STOVE UP AND RUNNING IN UNDER A MINUTE



GAS NOT
INCLUDED

Image: The Primus Mimer Gas Stove securely attached to a gas canister, demonstrating its quick and easy setup for immediate use in an outdoor setting.

- **Compatibility:** The Mimer stove is designed to fit threaded canister valves only. Ensure your gas cartridge has this type of valve for a secure connection.



Image: A close-up view of the stove's connection mechanism, emphasizing its compatibility exclusively with threaded gas canister valves.

4. OPERATION

Operating the Primus Mimer Gas Stove is simple and efficient for your outdoor cooking needs.

1. **Open Gas Valve:** Slowly turn the control knob on the stove counter-clockwise to open the gas valve. You should hear a faint hiss of gas.
2. **Ignite the Stove:** Use a match, lighter, or external piezo igniter to ignite the gas at the burner head. The Mimer stove features manual ignition.
3. **Adjust Flame:** Once ignited, adjust the flame to your desired intensity by turning the control knob. A blue flame indicates efficient combustion.

4. **Cooking:** Place your pot or pan on the stove's pot supports. The wide flame excels at heating larger pots, suitable for cooking for 1-3 people. For example, it can boil 1 liter of water in less than 4 minutes.

THE MIMER STOVE HAS NO
FOLDABLE PARTS, MAKING
IT ROBUST, DURABLE AND
INCREDIBLY EASY TO USE



Image: A person using the Primus Mimer Gas Stove to cook outdoors, illustrating the stove's wide flame distribution, ideal for heating larger pots and preparing meals for 1-3 individuals.

After Use:

- **Turn Off Gas:** Turn the control knob clockwise until the flame extinguishes completely.
- **Cool Down:** Allow the stove to cool down completely before handling or detaching the gas cartridge. This may take several minutes.
- **Detach Cartridge:** Once cool, carefully unscrew the stove from the gas cartridge.

5. MAINTENANCE

Proper maintenance ensures the longevity and optimal performance of your Primus Mimer Gas Stove.

- **Cleaning:** After each use, ensure the stove is cool. Wipe down the stove body and pot supports with a damp cloth to remove any food residue or grime. For stubborn stains, a mild soap solution can be used. Rinse thoroughly and dry completely.
- **Burner Head:** Periodically check the burner head for any blockages or debris. Use a soft brush to gently clear any obstructions. Do not use sharp objects that could damage the burner.
- **Storage:** Store the stove in a dry, cool place, away from direct sunlight and extreme temperatures. Ensure it is clean and completely dry before storage to prevent corrosion.
- **Inspection:** Regularly inspect the stove for any signs of wear, damage, or loose connections. Pay attention to the gas valve and the connection point to the cartridge. If any damage is found, do not use the stove and contact Primus customer support.

6. TROUBLESHOOTING

If you encounter issues with your Primus Mimer Gas Stove, refer to the following common problems and solutions:

- **Stove Not Igniting:**
 - Ensure the gas cartridge is securely attached and has sufficient fuel.
 - Check that the control knob is turned sufficiently to allow gas flow.
 - Verify that your ignition source (lighter, match) is working correctly and is applied directly to the burner head.
- **Weak or Inconsistent Flame:**
 - The gas cartridge may be running low on fuel. Replace it if necessary.
 - Check for blockages in the burner head or gas nozzle. Clean as described in the Maintenance section.
 - Ensure the stove is not being used in extremely cold conditions, which can affect gas pressure.
- **Gas Leak (Hissing Sound or Smell):**
 - Immediately turn off the gas flow at the control knob.
 - Ensure the gas cartridge is properly and securely screwed onto the stove.
 - If the leak persists, detach the cartridge in a well-ventilated area and do not use the stove. Contact Primus customer support.

For issues not covered here, or if troubleshooting steps do not resolve the problem, please contact Primus customer support.

7. SPECIFICATIONS

Feature	Specification
Model Name	Campingartikel Gaskartuschenkocher Mimer Stove
Part Number	310/479
Fuel Type	Liquefied Petroleum Gas
Material	Edelstahl (Stainless Steel)
Height	125 mm (4.9 inches)

Feature	Specification
Length	125 mm (4.9 inches)
Width	55 mm (2.2 inches)
Item Weight	227 g (8.0 oz) / 8.16 ounces
Maximum Energy Output	2800 Watts
Cooking Time (for 1L water)	3 minutes
Ignition	Manual
Number of Persons	1-3
Product Dimensions (L x W x H)	3.94"L x 3.94"W x 3.94"H



8. WARRANTY AND SUPPORT



Primus products are manufactured to high standards and are designed for durability and performance. For information regarding product warranty, please refer to the official Primus website or the warranty card included with your purchase.

Customer Support:

If you have any questions, require technical assistance, or need to report an issue with your Primus Mimer Gas Stove, please contact Primus customer support through their official channels.
Visit the official Primus Store for more information and support:[Primus Store on Amazon](#)

Related Documents

	<p>Primus Express Stove 3214: User Manual and Operating Instructions</p> <p>Detailed instructions and safety information for the Primus Express Stove (Model 3214), a portable gas stove designed for outdoor use. Learn how to assemble, operate, and maintain your Primus stove.</p>
	<p>Primus Measure Solutions Instructions for Use</p> <p>This document provides comprehensive instructions for setting up, installing, and configuring Primus Fitting and HIT Units, along with essential safety measures, maintenance guidelines, and calibration procedures for the Primus software.</p>

	<p>Star Wars The Mandalorian Gaming Mouse Setup Guide</p> <p>Official setup and configuration guide for the Primus The Mandalorian Collector's Edition Gladius 12400T Gaming Mouse, detailing product layout, software installation, and customization options.</p>
	<p>Primus Arcus200S-BT TWS Gaming Earbuds User Manual</p> <p>Comprehensive user manual for the Primus Arcus200S-BT True Wireless Stereo gaming earbuds, covering features, product overview, basic and advanced operation, charging, troubleshooting, and technical specifications.</p>

Documents - Primus – 310/479



[pdf] Guide

INTERNATIONAL TALENT 11 TOURING GUIDE Billboard Intl Talent Guide 2010 worldradiohistory Archive All Music 00s |||

RECORDING ARTISTS III MANAGERS II PROMOTERS AGENTS III VENUES III TOURING SERVICES 149 INTERNATIONAL TALENT 11 TOURING GUIDE ID , DIRECTORIES The Definitive Music Industry Resources eei IN 0 4E0 TALK ISOUT HOW 1111 YWINE PP 101141E1E1W ROCKERS THE MUSICIAN S GUIDE 32ND EDITION Complet...

lang:en score:19 filesize: 16.17 M page_count: 212 document date: 2021-01-07



[Music Connection Magazine: Video Production Guide & Industry News](#)

Explore the February 14-27, 1994 issue of Music Connection magazine, featuring a guide to video production companies, interviews with artists like the Ramones and Curtis Mayfield, new music gear, and industry news.

lang:en score:17 filesize: 6.64 M page_count: 54 document date: 2024-03-10



[Music Connection Magazine: L.A. Radio Wars & Music Industry Guide](#)

Explore the July 1993 issue of Music Connection, featuring insights into the L.A. radio scene, A&R reports, music industry news, and advertisements for recording equipment and music production services from Apple Macintosh, Aphex, Sony, Yamaha, and Rainbo Records.


lang:en score:16 filesize: 6.61 M page_count: 56 document date: 2024-03-10



[Billboard International Talent & Touring Guide 2008: Artist, Manager, and Venue Directory](#)

The 2008 Billboard International Talent & Touring Guide is a comprehensive directory for music industry professionals, featuring listings of artists, managers, agents, promoters, venues, and touring services worldwide. Published by Billboard, a Nielsen company.

lang:en score:16 filesize: 20.19 M page_count: 236 document date: 2021-02-26



[Music Connection Magazine - May 22 - June 4, 2000 Issue: No Doubt Feature, Studio Directory, Industry News](#)

Explore the May 22 - June 4, 2000 issue of Music Connection magazine, featuring a deep dive into No Doubt's 'Return of Saturn,' a comprehensive guide to Southern California recording studios and engineers, and essential music industry news and artist profiles.

lang:en score:14 filesize: 10.52 M page_count: 104 document date: 2023-09-18