

Manuals+

[Q & A](#) | [Deep Search](#) | [Upload](#)

Manuals.plus /

› [RealTruck](#) /

› TruXedo TruXport Soft Roll-Up Tonneau Cover User Manual

RealTruck 248901

TruXedo TruXport Soft Roll-Up Tonneau Cover User Manual

Model: 248901 | Brand: RealTruck

PRODUCT OVERVIEW

The TruXedo TruXport is a soft, roll-up tonneau cover designed to provide protection and utility for your truck bed. It features a low-profile appearance, durable leather-grain vinyl material, and a user-friendly design for easy operation and installation.

This cover is engineered to withstand various weather conditions, keeping your cargo dry and secure. Its design also contributes to improved fuel efficiency by enhancing the truck's aerodynamics.



Image: TruXedo TruXport Tonneau Cover installed on a truck bed, showcasing its sleek, low-profile design.

KEY FEATURES

- **Durable Material:** Constructed with quality, leather-grain black material for longevity and resistance to harsh weather.
- **Low Profile Design:** Sits approximately 1.5 inches above the truck bed, offering a sleek appearance.
- **Dual Paddle Latches:** Located at each side of the tailgate for easy unlocking and rolling up of the cover.
- **Pre-set Tension Control:** Maintains a tight and taut cover, preventing flapping and ensuring water resistance.
- **Easy Installation:** Clamp-on rails and headers allow for installation in as little as 20 minutes with no drilling or special tools required.
- **Full Bed Access:** Can be rolled up and secured at the cab for complete access to the truck bed.
- **Weather Protection:** Provides effective protection against dust, dirt, rain, and snow.
- **Improved Fuel Economy:** Aerodynamic design can improve gas mileage by up to 10%.

SETUP AND INSTALLATION

The TruXport tonneau cover is designed for a straightforward, no-drill installation. Ensure your truck bed is clean and free of debris before beginning.

1. Measuring Your Truck Bed

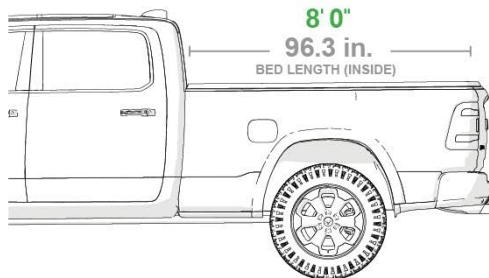
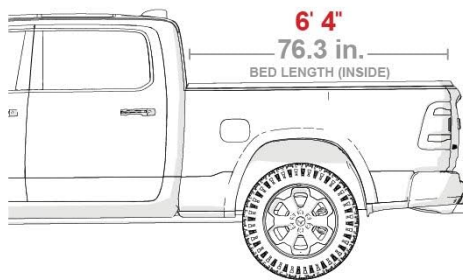
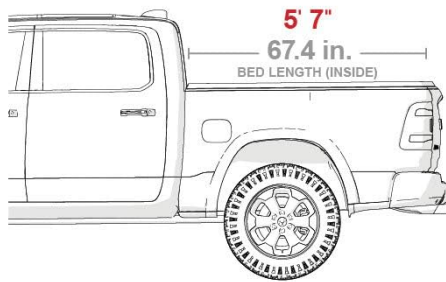
Accurate measurement of your truck bed is crucial to ensure compatibility. Measure the length of the truck bed floor from the bulkhead (front wall) to the tailgate with the tailgate down. Round to the nearest inch.

Your browser does not support the video tag.

Video: This video demonstrates how to accurately measure your truck bed for proper tonneau cover fitment. It highlights measuring the bed floor from bulkhead to tailgate and converting inches to feet and inches.

HOW TO MEASURE YOUR TRUCK BED

RAM 1500



**CLASSIC
BODY STYLE**

**FITS THIS
MODEL**

NEW vs CLASSIC

2019+ DODGE RAM

*DODGE OFFERED TWO BODY STYLES FOR 2019: THE NEW AND THE 19-20 CLASSIC. PLEASE CONFIRM APPLICATION BEFORE ORDERING.



NEW BODY STYLE



CLASSIC STYLE

Image: A diagram illustrating the correct method for measuring a truck bed, showing different bed lengths for Ram 1500 models and distinguishing between new and classic body styles.

2. Unpacking and Component Identification

Carefully unpack all components. The box should contain: passenger and driver's side rails, cover assembly with safety straps and clamp assemblies, truck box header and header seals (front and back), dual latching mechanism components, manual cover tension adjustment components, and all necessary hardware.

3. Rail and Header Installation

Position the truck box header at the front of the truck bed. Attach the side rails to the header. Utilize the clamp

system to secure the rails to your truck's box rail. Ensure the clamps are initially loose to allow for proper alignment.



Images: Left: Detail of the clamp mechanism used to secure the tonneau cover rails to the truck bed. Right: A hand tightening a clamp during the installation process.

4. Cover Assembly Attachment

Connect the cover assembly to the installed rails. Once the cover is aligned and squared correctly, tighten all clamps to the specified torque. This ensures a secure and stable fit.

Your browser does not support the video tag.

Video: This video provides a quick overview of the TruXport tonneau cover, highlighting its features and ease of installation. It shows the cover being installed and operated.

Installation typically takes less than 30 minutes and does not require drilling, making it suitable for DIY enthusiasts.

OPERATING INSTRUCTIONS

1. Opening the Cover

To open the TruXport cover, simply unlock the dual paddle latches located at each side of the tailgate. Once unlocked, roll the cover up towards the cab of the truck.

EXPERIENCE THE ULTIMATE IN SOFT ROLL-UP BED PROTECTION



Image: A person rolling up the soft tonneau cover, demonstrating the full bed access feature.

2. Securing the Open Cover

When the cover is fully rolled up, secure it using the integrated cab buckle or safety straps. This keeps the cover tight and secure while your vehicle is in motion, allowing for full bed access.



Image: A truck bed with the tonneau cover rolled up and secured at the cab, illustrating how the bed remains fully accessible for hauling larger items.

3. Closing the Cover

To close the cover, unfasten the cab buckle/safety straps and unroll the cover towards the tailgate. Ensure the industrial strength Velcro closures along the top rails engage properly. Press down firmly on the dual paddle latches at the tailgate to secure the cover in place.

SOFT ROLLING TRUCK BED COVER



Image: Side view of a truck showing the tonneau cover in both the closed and rolled-up positions, highlighting its versatility.

4. Tension Adjustment

The TruXport features a manual tension control knob that allows for quick adjustments to keep the cover tight and taut. This compensates for material expansion and contraction due to temperature changes, ensuring a consistently smooth and flat appearance.

MAINTENANCE

Proper care and maintenance will extend the life and appearance of your TruXport tonneau cover.

- **Cleaning:** The leather-grain fabric cover can be hand washed with mild soap and water or cleaned in a car wash. Thoroughly rinse the cover to remove any soap residue.
- **Protection:** The cover can be treated with any vinyl protectant made for tonneau covers. TruXedo recommends Pro-Tex Soft Tonneau Protectant for optimal cleaning, preservation, and protection.
- **Avoid Harmful Products:** Never use silicon, petroleum, or citrus-based products on your tonneau cover, as these can damage the material.
- **Weather Considerations:** The cover is designed to withstand heavy snow loads when closed, thanks to its built-

in crossbar bows.



**FULL BED
ACCESS**



**QUICK
INSTALLATION**



**CARGO
PROTECTION**

Image: The surface of the TruXport tonneau cover covered in water droplets, illustrating its watertight design and ability to protect cargo from rain.

TROUBLESHOOTING

Problem	Possible Cause	Solution
Cover is loose or flapping at highway speeds.	Incorrect tension adjustment.	Adjust the manual tension control knob to tighten the cover. Ensure it is taut across the bed.
Water leakage into the truck bed.	Improper sealing of Velcro or header seals; cover not fully latched.	Check that the industrial strength Velcro is fully engaged along the rails. Ensure the front and back header seals are properly positioned. Confirm dual latches are fully secured.

Problem	Possible Cause	Solution
Difficulty rolling up or unrolling the cover.	Obstruction on rails; material stiffness due to cold weather.	Inspect rails for any debris or obstructions. In cold weather, the material may be stiffer; allow it to warm slightly or apply gentle force.

SPECIFICATIONS

- **Model:** 248901
- **Style:** TruXport Soft Roll-Up Tonneau Cover
- **Material:** Leather-grain black vinyl
- **Height Above Bed Rails:** Approximately 1.5 inches
- **Installation:** Clamp-on, no-drill
- **Latching System:** Dual paddle latches at tailgate
- **Tension Control:** Manual adjustment knob
- **Compatibility:** Fits various truck models, including 2009 - 2018, 2019 - 2020 Classic Dodge Ram 1500, 2010-21 2500/3500 w/out RamBox 8' Bed (96.3")
- **Country of Origin:** USA (with Global Materials)
- **Item Weight:** 31 pounds

WARRANTY INFORMATION

TruXedo warrants that all new, unused products and components, including fabric, are free from defects in material and workmanship for **five years** from the date of purchase.

This warranty applies only to the original owner and is effective only if the product is properly installed, not modified, and is used only for its intended purpose.

SUPPORT

For further assistance, technical support, or warranty claims, please contact RealTruck customer service. Refer to your purchase documentation for specific contact details.

Additional resources, including installation videos and FAQs, may be available on the official RealTruck or TruXedo websites.

Your browser does not support the video tag.

Video: This video highlights the features and benefits of the TruXport tonneau cover, providing visual demonstrations of its functionality and durability.