

Gütermann 100P-711

Gütermann Polyester Sewing Thread 100m/110yds (Model 100P-711) Instruction Manual

1. INTRODUCTION

Welcome to the instruction manual for your Gütermann Polyester Sewing Thread, Model 100P-711. This guide provides essential information on the proper use, care, and maintenance of your thread to ensure optimal results in your sewing projects. Gütermann threads are renowned for their quality and durability, making them suitable for a wide range of applications.

2. PRODUCT OVERVIEW

The Gütermann Polyester Sewing Thread (Model 100P-711) is a high-quality, versatile thread made from 100% polyester. It is designed for both machine and hand sewing, offering excellent strength, elasticity, and colorfastness. This particular spool contains 100 meters (110 yards) of thread in a Dark Avocado color.



Image 1: A full spool of Gütermann Polyester Sewing Thread in Dark Avocado color. The spool is white with "Gütermann"



Image 2: A close-up view of the Gütermann Polyester Sewing Thread, showing the tightly wound, textured strands of the Dark Avocado colored thread.

3. SETUP FOR SEWING

3.1. Machine Sewing

1. **Winding the Bobbin:** Place the thread spool on the spool pin of your sewing machine. Follow your machine's instructions to wind the bobbin evenly with the Gütermann polyester thread.
2. **Threading the Machine:** Guide the thread through all the necessary tension discs and guides as specified by your sewing machine's manual. Ensure the thread is correctly seated in the take-up lever and threaded through the needle eye.
3. **Needle Selection:** Use a universal needle appropriate for your fabric type. For general sewing with polyester thread, a size 70/10 to 90/14 needle is often suitable.

3.2. Hand Sewing

- **Cutting the Thread:** Cut a comfortable length of thread, typically no more than 18-24 inches (45-60 cm), to prevent tangling.
- **Threading the Needle:** Moisten the end of the thread slightly and carefully pass it through the eye of your hand sewing needle.
- **Knotting:** Tie a secure knot at the longer end of the thread to prevent it from pulling through the fabric.

4. OPERATING INSTRUCTIONS

4.1. General Sewing Tips

- **Tension Adjustment:** For machine sewing, ensure your machine's tension is balanced. The top and bobbin threads should meet evenly within the fabric layers. Adjust as needed according to your fabric

and stitch type.

- **Stitch Length:** Select an appropriate stitch length for your project. Shorter stitches are generally stronger, while longer stitches are suitable for basting or decorative purposes.
- **Fabric Compatibility:** Gütermann polyester thread is suitable for a wide range of fabrics, including cotton, linen, synthetics, and blends. Its strength makes it ideal for seams that require durability.

5. CARE AND MAINTENANCE

5.1. Thread Storage

Store your Gütermann thread in a cool, dry place away from direct sunlight and excessive humidity. Keeping spools in a closed container or drawer will protect them from dust and environmental damage, preserving their quality and color.

5.2. Garment Care (Machine Wash)

Garments sewn with Gütermann polyester thread can typically be machine washed. Always follow the care instructions for the specific fabric used in your project. Polyester thread is known for its resistance to shrinking and fading during washing.

6. TROUBLESHOOTING COMMON ISSUES

- **Thread Breaking:**
 - Check if the machine is threaded correctly.
 - Ensure the needle is not bent, dull, or the wrong size for the fabric.
 - Adjust upper or bobbin tension.
 - Clean lint from the bobbin case and tension discs.
- **Skipped Stitches:**
 - Verify the needle is inserted correctly and is not bent.
 - Use the appropriate needle type and size for your fabric.
 - Check for proper threading.
- **Uneven Stitches / Tension Problems:**
 - Re-thread both the upper thread and bobbin.
 - Adjust the tension dials incrementally.
 - Ensure the bobbin is wound evenly.

7. SPECIFICATIONS

Brand	Gütermann
Model Number	100P-711
Material	100% Polyester
Length	100 meters (110 yards)
Color	Dark Avocado



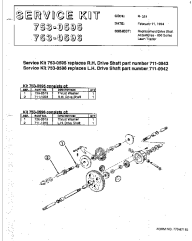

Item Weight	0.3 ounces (approx. 8.5 grams)
Product Dimensions	2.2 x 0.8 x 0.7 inches (approx. 5.6 x 2.0 x 1.8 cm)
Care Instructions	Machine Washable

8. WARRANTY AND SUPPORT

Gütermann stands by the quality of its products. For any questions regarding the thread's performance, material, or specific applications, please refer to the official Gütermann website or contact their customer support. While specific warranty details for thread are generally not provided, Gütermann ensures high manufacturing standards.

For further assistance, please visit: www.gutermann.com

Related Documents - 100P-711

	<p>MEAN WELL HBG-100P Series: 100W Constant Current LED Driver Datasheet</p> <p>Detailed specifications, features, applications, dimming methods, and performance characteristics for the MEAN WELL HBG-100P series of 100W Constant Current Mode LED Drivers.</p>
	<p>Rhodies of Paradise Quilt Pattern: Supply List and Instructions</p> <p>Comprehensive supply list and overview for the Rhodies of Paradise quilt pattern by Judy Niemeyer. Features detailed fabric requirements, tools, and preparation guidance for quilters.</p>
	<p>MTD 600 Series Lawn Tractor Drive Shaft Service Kits 753-0595 & 753-0596</p> <p>Details MTD 600 Series Lawn Tractor drive shaft service kits, including part numbers, contents, and replacements for right-hand (R.H.) and left-hand (L.H.) drive shafts.</p>
	<p>Manuale di Istruzioni AQUACIATCALEO ITEV: Guida Completa</p> <p>Questo manuale fornisce istruzioni dettagliate per l'installazione, il funzionamento, la manutenzione e la sicurezza delle pompe di calore AQUACIATCALEO ITEV di CIAT, con refrigerante R-290.</p>

