

## Maxview B2021

# Maxview Single Weatherproof Socket - White User Manual

Model: B2021

## 1. PRODUCT OVERVIEW

The Maxview Single Weatherproof Socket is designed to provide a secure and weather-resistant cable entry point for various mobile applications, such as caravans or motorhomes. It facilitates the connection of portable satellite systems and touring aerials, ensuring a neat and protected external connection.

This unit features a coaxial connector and comes with a 3-meter cable length, a self-adhesive foam seal, and screws for straightforward installation.





*Figure 1: Maxview Single Weatherproof Socket (Front View)*

This image shows the white, oval-shaped weatherproof socket with the Maxview 'M' logo embossed on its cover. A white coaxial cable extends from the bottom of the unit.

## 2. PACKAGE CONTENTS

---

Please verify that all items are present in the package before beginning installation.

- 1 x Maxview Single Weatherproof Socket (Model: B2021)
- 1 x 3-meter Coaxial Cable (pre-attached)
- 1 x Self-adhesive Foam Seal
- Mounting Screws





Figure 2: Maxview Single Weatherproof Socket Product Packaging

This image displays the product packaging for the Maxview Weatherproof Socket. The box features the Maxview logo, product name, and an illustration of the socket installed on a vehicle. Text indicates "Model B2021 Coaxial" and "Includes 3M Coaxial Cable(s)".

### 3. SAFETY INFORMATION

Read all instructions carefully before installation and use. Keep this manual for future reference.

- Ensure the installation surface is clean, dry, and structurally sound.
- Use appropriate tools for installation.

- Do not overtighten screws to avoid damaging the unit or mounting surface.
- If drilling, ensure no electrical wires, gas lines, or water pipes are present behind the installation area.
- This product is designed for low-voltage signal transmission. Do not connect to mains electricity.

## 4. SETUP AND INSTALLATION

---

The Maxview Weatherproof Socket is designed for easy external mounting on vehicles. Follow these steps for optimal installation:

1. **Choose Location:** Select a flat, clean, and accessible external surface on your vehicle where the cable can be routed internally without obstruction. Ensure the location allows for the socket cover to open freely.
2. **Prepare Surface:** Clean the chosen area thoroughly to remove any dirt, dust, or grease.
3. **Mark Drilling Points:** Hold the socket in place and mark the positions for the mounting screws. Also, mark the point where the coaxial cable will enter the vehicle.
4. **Drill Holes:** Carefully drill pilot holes for the mounting screws and a larger hole for the coaxial cable to pass through. Ensure the cable hole is large enough for the pre-attached cable and its connector to pass through.
5. **Apply Seal:** Peel the backing from the self-adhesive foam seal and apply it to the back of the socket, ensuring it aligns with the edges and cable entry point. This provides an additional weatherproof barrier.
6. **Route Cable:** Pass the coaxial cable through the drilled hole into the interior of the vehicle.
7. **Mount Socket:** Position the socket over the drilled holes, ensuring the cable is correctly routed. Secure the socket to the vehicle using the provided mounting screws. Tighten firmly but do not overtighten.
8. **Internal Connection:** Once the socket is securely mounted, connect the internal end of the coaxial cable to your portable satellite system or touring aerial receiver.

*Note: For a professional finish and enhanced weatherproofing, consider applying a suitable outdoor sealant around the edges of the mounted socket after installation.*

## 5. OPERATION

---

The Maxview Weatherproof Socket serves as a passive connection point. Its operation is straightforward:

- **Connecting an External Device:** Open the weatherproof cover of the socket. Connect the coaxial cable from your external satellite dish or touring aerial to the coaxial connector on the socket.
- **Securing Connection:** Ensure the coaxial connector is fully tightened to provide a secure and stable signal connection.
- **Closing Cover:** After connecting, close the weatherproof cover firmly to protect the connection from elements such like rain, dust, and UV exposure.
- **Internal Connection:** The internal 3-meter cable connects directly to your compatible device (e.g., satellite receiver, TV).

The socket is designed to maintain signal integrity and provide a robust, weatherproof entry point for your entertainment systems.

## 6. MAINTENANCE

---

The Maxview Weatherproof Socket requires minimal maintenance to ensure long-term performance:

- **Regular Cleaning:** Periodically wipe the exterior of the socket with a damp cloth to remove dirt and grime. Avoid abrasive cleaners.

- **Inspect Seal:** Annually inspect the foam seal and the integrity of the mounting. If the seal appears damaged or worn, it may need to be replaced to maintain weatherproofing.
- **Check Connections:** Ensure all coaxial connections, both external and internal, remain tight and free from corrosion.
- **Cover Integrity:** Ensure the weatherproof cover closes securely and is not cracked or damaged.

## 7. TROUBLESHOOTING

If you experience issues with your Maxview Weatherproof Socket, consider the following common solutions:

Problem	Possible Cause	Solution
No signal or poor signal quality	Loose coaxial connections; Damaged cable; Incorrect alignment of external aerial/dish.	Ensure all coaxial connectors are securely tightened. Inspect the cable for kinks or damage. Verify the external aerial or satellite dish is correctly aimed and positioned.
Water ingress around the socket	Improperly sealed installation; Damaged foam seal; Cover not closed properly.	Ensure the self-adhesive foam seal is correctly applied. Check if the mounting screws are tight. Verify the weatherproof cover is fully closed. Consider applying an external sealant around the socket's perimeter.
Socket cover does not close securely	Obstruction; Damaged hinge/latch.	Check for any debris or foreign objects preventing the cover from closing. Inspect the hinge and latch mechanism for damage.

If the problem persists after attempting these solutions, please contact Maxview customer support.

## 8. SPECIFICATIONS

Brand	Maxview
Model Number	B2021
Product Dimensions	5.51 x 4.33 x 2.95 inches
Item Weight	7.41 ounces
Connector Type	RF Connector (Coaxial)
Cable Length	3 meters (pre-attached)
Special Feature	Weatherproof
Compatible Devices	Portable Satellite Systems, Touring Aerials
Manufacturer	AutoMotion Factors Limited

## 9. WARRANTY AND SUPPORT

Maxview products are manufactured to high standards and are designed for durability. For information regarding warranty coverage, technical support, or replacement parts, please refer to the official Maxview website or contact their customer service department directly.

Please have your product model number (B2021) and purchase details available when contacting support.



© 2024 Maxview. All rights reserved.

This manual is for informational purposes only. Maxview is not responsible for any damages or injuries resulting from improper installation or use of this product.

## Documents - Maxview – B2021



### [pdf] Instructions Guide

Product Instructions Mobile TV Aerial 9 Element Maxview Shop 9111059 iss 1 C3008B maxview co uk 2020 07 C3008 B Kit Installation and user guide Safety Always follow manufacturer s operating safety instructions when using tools or equipment |||

C3008/B Mobile TV Aerial Kit - 9 Element Installation and user guide Safety Instructions Always fo ... ws for easy installation Designed in the UK Variants available: Single with Coax Connector - Code: **B2021** Twin with F Coax Connector - Code: B2008 All the above are available online at [www.maxview...](http://www.maxview...)

lang:en score:45 filesize: 1.34 M page\_count: 4 document date: 2020-07-28

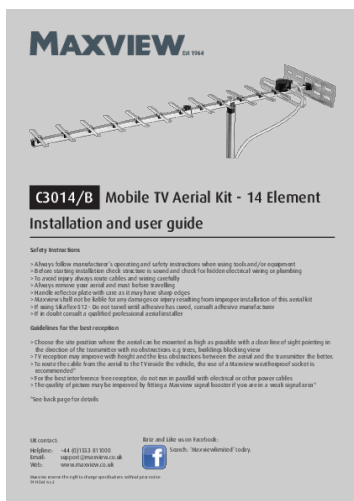


### [pdf] Instructions

Product Instructions B2021 Model Weatherproof Sockets Maxview Shop 9111221 Socket Iss 1 maxview co uk 2020 10 |||

Fixing Instructions/Anbauanleitung/ Instrucciones de fijación/Instrucciones de instalacin The Maxview ... cto con nuestra lnea de atencin al cliente en 01553 811000 o en el email support maxview.co.uk C **B2021** B D Contents A. Weatherproof Socket with internal cable B. Self Adhesive Pad C. 3 Fixing Scre...

lang:es score:42 filesize: 511.87 K page\_count: 4 document date: 2020-10-08



### [pdf] Instructions Guide

Product Instructions Mobile TV Aerial 14 Element Maxview Shop 9111061 iss 2 C3014B maxview co uk 2020 07 |||

C3014/B Mobile TV Aerial Kit - 14 Element Installation and user guide Safety Instructions Always f ... ws for easy installation Designed in the UK Variants available: Single with Coax Connector - Code: **B2021** Twin with F Coax Connector - Code: B2008 All the above are available online at [www.maxview...](http://www.maxview...)

lang:en score:36 filesize: 1.71 M page\_count: 4 document date: 2017-06-01



[\[pdf\]](#) Instructions Guide

Product Instructions Mobile TV Aerial Kit 20 Element Log Maxview Shop 9111068 iss 1 MXL053 KIT maxview co uk 2020 07 |||

MXL053/KIT Mobile TV Aerial Kit - 20 Element Installation and user guide Safety Instructions Always ... e foam pads and screws for easy installation Variants available: Single with Coax Connector - Code: **B2021** Twin with F Coax Connector - Code: B2008 All the above are available online at [www.maxview...](http://www.maxview...)

lang:en score:36 filesize: 1.03 M page\_count: 4 document date: 2018-11-14



[\[pdf\]](#) Dimension Guide Accessories Borchure Catalog

Brochures Guides Maxview Shop Leisure Catalogue 22 Low Res maxview co uk 2022 05 |||

Est.1964 Leisure Product Catalogue Terrestrial TV Satellite TV Leading manufacturer of terrest ... tion Designed in the UK 1 year guarantee Product Variants Codes B2020 - Single F Connector **B2021** - Single Coax Connector B2007 - Twin F Connectors \*Anthracite coloured versions: B2020/A Sin...

lang:en score:33 filesize: 7.95 M page\_count: 56 document date: 2022-05-05



[\[pdf\]](#) Decleration of Conformity

Untitled Stuart R Bekijk de CE marking Maxview B2021 Antenne contactdoos Wit bol original media s JWxj44A64oZJ |||

CE Declaration of Conformity Application of Directives EMC Directive 2014/30/EU RoHS Directive 2011/ ... cket Range with Coax and/or F-Connector Product Name: Weatherproof Socket Models: B2020 / B2020/A / **B2021** / B2007 / B2008 / B2008/A Maxview Limited hereby declare that the product specified above conf...

lang:en score:30 filesize: 116.01 K page\_count: 1 document date: 2022-06-16




## [pdf] Instructions

Untitled Bekijk de handleiding en veiligheidsinformatie Maxview B2021 Antenne contactdoos Wit bol original media s gXDAv3WqGqwZ |||

Fixing Instructions/Anbauanleitung/ Instructions de fixation/Instrucciones de instalacin The Maxview ... cto con nuestra lnea de atencin al cliente en 01553 811000 o en el email support maxview.co.uk C **B2021** B D Contents A. Weatherproof Socket with internal cable B. Self Adhesive Pad C. 3 Fixing Scre...

lang:es score:27 filesize: 130.83 K page\_count: 4 document date: 2022-08-19



## [pdf] Instructions Datasheet

weatherproof socket tv satellite fixing instructions Farnell Operating Instructions F connector to receiver Coaxial plug TV NB If you are fitting a single B2020 or B2021 one of the cable feeding holes will be unused Maxview Weatherproof Socket Connector White CPC 2699626 farnell datasheets |||

... lang:es score:23 filesize: 546.48 K page\_count: 2 document date: 2017-07-31



## [pdf] Declaration of Conformity

Untitled Stuart R Bekijk de CE marking Maxview B2020 waterbestendige socket Single F connector Wit bol original media s gMEVr1EmZ2nk |||

CE Declaration of Conformity Application of Directives EMC Directive 2014/30/EU RoHS Directive 2011/ ... cket Range with Coax and/or F-Connector Product Name: Weatherproof Socket Models: B2020 / B2020/A / **B2021** / B2007 / B2008 / B2008/A Maxview Limited hereby declare that the product specified above conforms to the listed Directives.

lang:en score:22 filesize: 116.01 K page\_count: 1 document date: 2022-06-16



CATALOGUE CONTENTS	
■ 4-5	Digital Switchover Information
■ 6	1 step guide to satellite TV on the move
■ 7	1 step guide to terrestrial TV on the move
■ 8	Consent of terms & product care key
■ 9	Satellite System Information
TOURING SATELLITE SYSTEMS	
■ 10-13	Orbital 'Swivel'
■ 14-15	Orbital 'Dome'
■ 16-17	Orbital 'Sunbowl'
■ 18-19	Orbital 'Cock Up'
■ 20-21	Orbital '51 & 60'
■ 22	Orbital '10'
Notes for Satellite product users please visit our website	
TOURING SATELLITE SYSTEM ACCESSORIES	
■ 23	Free-To-Air Digital Satellite Receiver
■ 24-25	Fixed Antenna and Fixed HD Receiver
■ 26-27	Tripod Stands
■ 28	Digital Compass
■ 29	Satellite Fixing Accessories
■ 30	Cable Entry Accessories
TOURING OUTDOOR & INDOOR AERIALS	
■ 31-32	Omni-directional Digital TV VHF/UHF Aerials
■ 33	Digital Signal Finder and Digital Signal Booster
■ 34-37	Directional Outdoor Digital UHF TV Aerials
■ 38	Directional Indoor Digital UHF TV Aerials
■ 39	Outdoor Aerial Fixing Mats
Notes for Touring Aerial product users please visit our website	
INSTALLATION, HEADPHONES & CLEANING KIT ACCESSORIES	
■ 40	Satellite, TV/F & Radio Headphones, Cables & Connectors
Headphones, Mini Speakers & Cleaning Kits	
ADDITIONAL SATELLITE INFORMATION	
■ 41-43	Satellite Footprints & Channel Lists
■ 43	Troubleshooting & Frequently Asked Questions

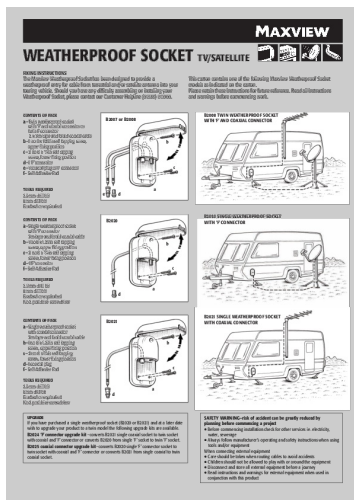
**Did you know?**  
Maxview also manufacture  
a vast range of products for  
the Home DIY & Trade market.  
Digital TV aerials, signal boosters,  
installation accessories and  
much, much more.  
[www.maxview.co.uk](http://www.maxview.co.uk)

## [pdf] Guide Accessories Catalog

DocHd1OnPTRSERVERtmpTarget maxview co uk products leicat10 Digital Kaos it is still a little vague on what controls your dish have look at the site as some of motorised dishes separate positioner and this you need to know if not can 800se control |||

CATALOGUE CONTENTS 4-5 6 7 8 9 Digital Switchover Information 3 step guide to satellite TV on ... esive foam seal and screws for easy installation Most models are available in white or anthracite **B2021** B2020 B2007 Range available: B2020 White Single Weatherproof Socket with F Connector\* B20...

lang:en score:20 filesize: 3.31 M page\_count: 44 document date: 2009-10-02



## [pdf] Instructions

376 377 000w 000e 000a 000t 000h 000r 000 000s 000k 000i 000n 000p 000d 000f Mark

WEATHERPROOF SOCKET TV SATELLITE 3993 4472 mode d emploi camping car plus module

FicheProduit fichier produit |||

WEATHERPROOF SOCKET TV/SATELLITE FIXING INSTRUCTIONS The Maxview Weatherproof Socket has been desig ... Pad **TOOLS REQUIRED** 2.5mm drill bit 8mm drill bit Bradawl or equivalent No 2 pozidrive screwdriver **B2021** d b c a **UPGRADE** If you have purchased a single weatherproof socket B2020 or **B2021** and at a...

lang:en score:19 filesize: 834.66 K page\_count: 2 document date: 2010-04-22



## [pdf] User Manual Instructions Test Report Catalog

Maxview Catalogue 52pp 2019 Iss 1 maxview co uk 08 Eurobird Bluetooth Manual Pdf FCC Part 15C Test Report Product Instructions Contour Indoor TV Aerial Shop |||

TV Radio Reception Products Wherever your adventure takes you Maxview Opens a New Chapter Prou ... ent on variant 1 or 2 dependent on variant H: 116 x W: 66 x D: 32mm B2020 - Single F Connector **B2021** - Single Coaxial Connector B2007 - Twin F Connectors B2008 - Coaxial and F Connectors B2015 ...

lang:en score:18 filesize: 6.46 M page\_count: 27 document date: 2019-08-07



[\[pdf\]](#) Accessories Catalog

UK 2023 LEISURE CATALOGUE MASTER maxview co uk 04 |||

Est.1964 Leisure Product Catalogue Satellite TV Terrestrial TV Internet or TV connectivity wherev ... ants Codes B2020 - Single F Connector B2008 - Coax and F Connectors B2007 - Twin F Connectors **B2021** - Single Coax Connector B2020/A- Single F Connector B2008/A - Coax and F Connectors B2016 -...

lang:en **score:18** filesize: 68.28 M page\_count: 40 document date: 2023-04-11



[\[pdf\]](#) Accessories Catalog

Leisure Product Catalogue UK 2025 LEISURE CATALOGUE Low maxview co uk 04 |||

Leisure Product Catalogue Internet or TV connectivity wherever your adventure takes you Leading m ... ants Codes B2020 - Single F Connector B2008 - Coax and F Connectors B2007 - Twin F Connectors **B2021** - Single Coax Connector B2020/A - Single F Connector B2008/A - Coax and F Connectors B2016 ...

lang:en **score:17** filesize: 7.27 M page\_count: 36 document date: 2025-04-03




[\[pdf\]](#) Accessories Catalog

UK 2021 LEISURE CATALOGUE MASTER ISS FOR EARLY RELEASE V3 low res maxview co uk 09 |||

Est.1964 TV, Radio Internet Reception Products Wherever your adventure takes you OUR VISION To ... tion Designed in the UK 1 year guarantee Product Variants Codes B2020 - Single F Connector **B2021** - Single Coaxial Connector B2007 - Twin F Connectors \*Anthracite coloured versions: B2020/A ...

lang:en **score:17** filesize: 7.45 M page\_count: 56 document date: 2021-09-28



### [\[pdf\]](#) Accessories Catalog

Wherever your adventure takes you! Maxview Shop 03 Why 4 Satellite Systems 5 28 Mobile 3G 4G Wi Fi 29 32 Terrestrial TV and Radio Aerials 33 41 Accessories 42 54 UK 2021 LEISURE CATALOGUE maxview co uk 07 |||

Est.1964 TV, Radio Internet Reception Products Wherever your adventure takes you OUR VISION To ... lour\* Available in white and anthracite colour dependent on variant . B2020 - Single F Connector **B2021** - Single Coaxial Connector \*Anthracite coloured versions: B2020/A Single F Connector B2008/A ...

lang:en **score:17** filesize: 7.43 M page\_count: 56 document date: 2021-07-05



### [\[pdf\]](#) Catalog

Leisure Product Catalogue Maxview Ltd Roof We have 3 powerful omni directional Antenna Types to suit your application and performance needs All Antennas can be easily roof mounted in almost any position with mounting options if required see page 7 UK 2024 LEISURE CATALOGUE low res maxview co uk 07 |||

Leisure Product Catalogue Internet or TV connectivity wherever your adventure takes you WiFi 4G/5 ... ants Codes B2020 - Single F Connector B2008 - Coax and F Connectors B2007 - Twin F Connectors **B2021** - Single Coax Connector B2020/A- Single F Connector B2008/A - Coax and F Connectors B2016 -...

lang:en **score:16** filesize: 6.19 M page\_count: 32 document date: 2024-07-15



### [\[pdf\]](#) User Manual Accessories Test Report Catalog

Eurobird Bluetooth Manual Pdf FCC Part 15C Test Report UK 2021 LEISURE CATALOGUE MASTER ISS FOR EARLY RELEASE 1 maxview co uk 07 |||

Est.1964 TV, Radio Internet Reception Products Wherever your adventure takes you OUR VISION To ... lour\* Available in white and anthracite colour dependent on variant . B2020 - Single F Connector **B2021** - Single Coaxial Connector \*Anthracite coloured versions: B2020/A Single F Connector B2008/A ...

lang:en **score:16** filesize: 7.42 M page\_count: 56 document date: 2021-07-13