

Bird-X SBXP-PRO-2

Bird-X Super BirdXPeller PRO Version 2 Instruction Manual

Model: SBXP-PRO-2

INTRODUCTION

The Bird-X Super BirdXPeller PRO Version 2 is a sophisticated sonic bird repeller designed to humanely deter pest birds from large areas. This device broadcasts a variety of naturally recorded bird distress sounds and predator calls to disorient, confuse, and scare birds, encouraging them to find calmer, untreated spaces. It is effective against crows, blackbirds, grackles, cormorants, and ravens, covering up to 6 acres.

This manual provides essential information for the proper setup, operation, maintenance, and troubleshooting of your Super BirdXPeller PRO Version 2 to ensure optimal performance and longevity.

WHAT'S IN THE BOX

- Generating unit (control unit)
- 4 x Speakers
- Power Adaptor
- 100 feet of wire per speaker



Image: The Super BirdXPeller PRO system, showing the main control unit and four green speakers.

SETUP AND INSTALLATION

Proper installation is crucial for the effectiveness of the Super BirdXPeller PRO. The system consists of a central control unit and four satellite speakers.

1. Control Unit Placement

The control unit measures 9" x 9" x 5.25" and should be mounted in a secure, accessible location, protected from extreme weather conditions if possible, although it is designed to be weather-resistant. Ensure it is within reach of a power outlet.

2. Speaker Placement

Each speaker measures 4" x 4" x 6" and comes with 100 feet of wire, allowing for flexible placement. Strategically position the four speakers to maximize coverage of the desired area (up to 6 acres). Speakers should be mounted facing the areas where birds are most problematic. Consider mounting them on poles, walls, or other elevated structures to ensure sound dispersion.




Image: A close-up view of the four speakers, highlighting their compact design and mounting points.

3. Wiring

Connect each of the four speakers to the corresponding speaker outputs on the control unit using the provided wires. Ensure all connections are secure to prevent signal loss.

4. Power Connection

Plug the power adaptor into the control unit and then into a standard electrical outlet. The unit is now ready for operation.

OPERATING INSTRUCTIONS

The Super BirdXPeller PRO Version 2 offers programmable settings for precise control over sound, volume, and hours of operation.

1. Power On/Off

Locate the ON/OFF switch on the control unit. Flip it to the 'ON' position to power the device. The unit will begin broadcasting sounds according to its current settings.

2. Volume Control

Adjust the volume knob on the control unit to achieve the desired sound level. The device emits sound pressure ranging from 105 to 110 dB at 1 meter.

3. Sound Selection and Frequency

The unit broadcasts a variety of bird distress calls and predator sounds. The frequency range is 3-5 kHz. Refer to the control unit's interface for specific sound mode selections. Some models may have dip switches or dials to select specific bird types or sound patterns.




Image: A detailed view of the control unit, showing the various settings and connections.

4. Programmable Settings (Time and Delay)

The Super BirdXPeller PRO Version 2 allows for customization of sound delays and hours of operation. Consult the labels on the control unit for specific switch settings related to:

- **MODE SET:** Select specific bird species or general predator calls.
- **TIME:** Set the operational hours (e.g., day, night, 24-hour).
- **DELAY:** Adjust the interval between sound broadcasts to vary sound intervals to prevent birds from habituating to the sounds.

Experiment with different settings to find the most effective combination for your specific bird problem and environment.

MAINTENANCE

Regular maintenance ensures the longevity and effectiveness of your Bird-X Super BirdXPeller PRO.

- **Cleaning:** Periodically wipe down the control unit and speakers with a damp cloth to remove dust and debris. Do not use harsh chemicals or abrasive cleaners.
- **Cable Inspection:** Regularly check all speaker wires and the power cable for any signs of wear, fraying, or damage. Replace damaged cables immediately.
- **Speaker Check:** Ensure speakers are free from obstructions (e.g., spiderwebs, leaves) that could impede sound output.
- **Environmental Protection:** While weather-resistant, consider providing additional shelter for the control unit in areas prone to extreme weather to extend its lifespan.

TROUBLESHOOTING

If you encounter issues with your Super BirdXPeller PRO, refer to the following common problems and solutions:

Problem	Possible Cause	Solution
No sound from speakers	Unit not powered on	Ensure ON/OFF switch is in 'ON' position.
	Loose speaker connections	Check all speaker cables are securely plugged into the control unit and speakers.
	Damaged speaker wire	Inspect wires for cuts or breaks; replace if necessary.
	Volume set too low	Increase the volume using the control knob.

Problem	Possible Cause	Solution
Birds are not deterred	Incorrect sound mode selected	Verify the selected sound mode matches the target bird species. Adjust the delay settings to vary sound intervals. Reposition speakers to cover problem areas more effectively. Consider adding more units for areas larger than 6 acres.
	Birds habituating to sounds	
	Speakers not optimally placed	
	Area too large for coverage	
Intermittent sound	Loose power connection	Ensure power adaptor is firmly plugged into the unit and outlet.
	Faulty power adaptor	Try a different power outlet or adaptor if available.
	Internal unit issue	Contact customer support if the issue persists.

SPECIFICATIONS

Model Number	SBXP-PRO-2
Brand	Bird-X
Coverage Area	Up to 6 acres
Sound Pressure	105-110 dB at 1 meter
Frequency Range	3-5 kHz
Control Unit Dimensions	9" x 9" x 5.25"
Speaker Dimensions	4" x 4" x 6"
Speaker Wire Length	100 feet per speaker
Power Source	Electric (via power adaptor)
Target Species	Crows, Blackbirds, Grackles, Cormorants, Ravens
Item Weight	5 Pounds
UPC	706069115210




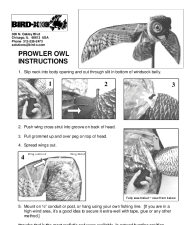
WARRANTY AND SUPPORT

Bird-X has been a leading brand in bird and pest control for over 50 years, committed to safe and humane solutions. For any issues or support inquiries regarding your Super BirdXPeller PRO, please contact Bird-X directly.

- **Manufacturer:** Bird-X
- **Website:** www.bird-x.com
- **Contact Page:** <http://www.bird-x.com/contact-pages-31.php>
- **Phone:** 800.662.5021

Please have your model number (SBXP-PRO-2) and purchase information ready when contacting support.

Related Documents

	<p>Bird-X: Comprehensive Humane Bird and Pest Control Solutions</p> <p>Discover Bird-X's extensive range of humane, eco-friendly bird and pest control products, including ultrasonic repellers, bird spikes, netting, and visual deterrents, backed by decades of research for effective solutions across industrial, commercial, and residential settings.</p>
	<p>BirdXPeller PRO #1-1 User Manual and Guide</p> <p>Comprehensive guide to installing, programming, and operating the BirdXPeller PRO electronic bird repeller for effective bird control. Includes troubleshooting and warranty information.</p>
	<p>Transonic Bug Chaser Pest Repeller - Bird-X User Guide</p> <p>Information and operating instructions for the Bird-X Transonic Bug Chaser Pest Repeller, detailing its features, how it works, safety guidelines, and answers to frequently asked questions.</p>
	<p>Prowler Owl Installation and Usage Instructions Bird-X</p> <p>Detailed instructions for assembling and mounting the Bird-X Prowler Owl, a realistic bird deterrent. Learn how to set up the owl for maximum effectiveness in scaring birds.</p>

lang:en score:21 filesize: 1.96 M page_count: 20 document date: 2018-08-12



[\[pdf\]](#) Installation Guide Catalog

NOV2016 pages updated installer catalog 1 bird x filebin

Bird-X Installer Catalog v2.0 Bird Netting Bird Spikes Avishock™ Bird Wire Netting Hardware Other B ... rds in areas up to 3,600 sq. ft. SBXP-PRO-1 Version 1 repels: Pigeons, Starlings, Sparrows, Gulls **SBXP-PRO-2** Version 2 repels: Crows, Blackbirds, Grackles, Cormorants, Ravens SBXP-PRO-WP Version W...
lang:en score:20 filesize: 6.35 M page_count: 19 document date: 2016-11-08



[\[pdf\]](#) Installation Guide Catalog

Installer Catalog v3 0 APRIL 2017 FINAL print bird x filebin

Contents 3 4 5 7 9 11 12 13 14 15 16 17 18 2 About Bird-X Bird Netting Exclusion netting prevents ... of birds in areas up to 6 acres. SBXP-PRO-1 Version 1 repels: Pigeons, Starlings, Sparrows, Gulls **SBXP-PRO-2** Version 2 repels: Crows, Blackbirds, Grackles, Cormorants, Ravens SBXP-PRO-WP Version W...
lang:en score:20 filesize: 16.49 M page_count: 20 document date: 2017-04-24



[\[pdf\]](#) Installation Guide Catalog

Untitled Installer Catalog v3 0 APRIL 2017 FINAL print bird x Balcony Gard Ultrasonic Bird Control for Outdoors X 2 анализ сайта seo характеристики бирд кс точка ком |||

INSTALLER CATALOG, VERSION4 Bird Netting Netting Hardware Bird Spikes Bird Wire Sonic Ultrasonic ... s, Sparrows, Gulls SBXP-PRO-1 Version 2 repels: Crows, Blackbirds, Grackles, Cormorants, Ravens **SBXP-PRO-2** Version WP repels: Woodpeckers Sparrows SBXP-PRO-WP BroadBand PRO Both Sonic Ultrason...
lang:en score:18 filesize: 2.52 M page_count: 20 document date: 2020-12-29



[pdf] Installation Guide Catalog

Bird X Installer Catalog Version 5 products for pest control operators and professional installers

InstallerCatalog bird x Balcony Gard Ultrasonic Control Outdoors Products Humane Solutions

INSTALLER CATALOG The QuadBlaster QB 4 is an indoor ultrasonic system composed of built in speakers solid steel construction Optional powerful flashing strobe light add on creates a multi sensory attack to frighten pests away from the area covers up to 6 500 sq ft enclosed or semi areas Stop ® Liquid 2024 Sparrow Deterrent Repellent Pest Repeller Keep Animals Rodents Out Starlings at chemical plant Case study Chemcentral |||

Humane Bird Control Solutions INSTALLER CATALOG, VERSION 5 Contents 3 About Bird-X 4 Bird Netting ... s, Sparrows, Gulls SBXP-PRO-1 Version 2 repels: Crows, Blackbirds, Grackles, Cormorants, Ravens **SBXP-PRO-2** Version WP repels: Woodpeckers Sparrows SBXP-PRO-WP BroadBand PRO Both Sonic Ultrason... lang:en score:18 filesize: 4.19 M page_count: 20 document date: 2022-05-24



[pdf] Specifications Dimension Guide

Super BirdXPeller ProDownload Spec SheetThe Pro effectively deters birds from large outdoor areas by utilizing a combination of naturally recorded bird alarm and distress calls Super BirdXPeller® PRO 4

Speaker Bird Control XSuper ProSuper Probird x |||

Specifications Part Numbers: SBXP-PRO-1 ; **SBXP-PRO-2**; SBXPPRO-WP Bird Species Version 1: Pigeons, Starlings, Sparrows, and Gulls Bird Species Version 2: Crows, Blackbirds, Grackles, Cormorants, and Ravens Bird Species Version WP: Woodpeckers Listings: CE Marked and UL Listed power supply EPA EST: 075... lang:en score:17 filesize: 519.43 K page_count: 1 document date: 2025-05-23



[pdf]

Untitled Descargar hoja de especificacionesSuper BirdXPeller® PRO 4 Speaker Bird Control XSuper BirdXPeller Pro Espanolbird x Super Espanol |||

Especi caciones Nmeros de parte: SBXP-PRO-1 ; **SBXP-PRO-2**; SBXP-PROWP Especies de aves Versin 1: Palomas, estorninos, gorriones y gaviotas Especies de aves Versin 2: Cuervos, mirlos, zanates, cormoranes y cornejas Especies de aves Versin WP: Pjaros carpinteros Certi caciones: Fuente de alimentacin con... lang:es score:16 filesize: 125.25 K page_count: 1 document date: 2025-06-10