

Ambu 000281106

Ambu Mini Perfit ACE Cervical Collar User Manual

BRAND: AMBU

1. Product Overview

The Ambu Mini Perfit ACE extrication collar is designed to assist with the maintenance of neutral alignment and prevent lateral sway, anterior-posterior flexion, and extension of the cervical spine during patient transport, routine care, or movement. This collar is suitable for children and small adults with thin necks.

Key features include:

- A comprehensive sizing system offering a dozen sizes in one collar for easy and accurate fitting.
- A flip chin piece that allows for flat storage, pre-shaping to fit the chin, and facilitates intubation and removal of vomitus from the mouth.
- Compatibility with CT and MRI scans.
- A ventilated, posterior shell designed for fluid drainage.

2. Setup and Sizing

The Ambu Mini Perfit ACE collar features an adjustable sizing system to accommodate a wide range of neck circumferences, suitable for children and small adults. Proper sizing is crucial for effective immobilization and patient comfort.

To set up the collar:

1. Select the appropriate size using the integrated sizing guide on the collar. The collar offers 12 distinct size settings.
2. Adjust the collar to the desired height by manipulating the adjustable components. Refer to the markings on the collar for guidance.
3. Pre-shape the flip chin piece to conform to the patient's chin for a secure and comfortable fit. This also aids in medical procedures such as intubation.





Figure 1: Ambu Mini Perfit ACE collar in its sealed packaging, illustrating the product's design and highlighting the sizing instructions visible through the clear plastic.




Figure 2: Detailed view of the Ambu Mini Perfit ACE cervical collar, highlighting the yellow main body, grey padding, and the visible adjustment steps and sizing indicators on the side.

3. Operating Instructions

Once properly sized and adjusted, the Ambu Mini Perfit ACE collar is applied to the patient to provide cervical spine immobilization.

- Ensure the patient's head and neck are in a neutral, in-line position before application.
- Carefully position the posterior shell of the collar behind the patient's neck.
- Bring the anterior portion of the collar around the patient's neck, ensuring the chin piece is correctly seated and the collar provides firm, but not restrictive, support.
- Secure the collar using the fastening mechanisms, ensuring a snug fit that prevents lateral sway and excessive flexion/extension.
- The flip chin piece can be moved to facilitate intubation or to allow for the removal of vomitus from

the mouth without removing the entire collar.

Regularly monitor the patient for comfort and proper collar positioning during transport or care.

4. Care and Maintenance

The Ambu Mini Perfit ACE cervical collar is designed for single patient use. However, for general hygiene and compatibility, note the following:

- The collar is CT and MRI compatible, allowing for imaging procedures without removal.
- The ventilated posterior shell is designed for fluid drainage, which aids in maintaining hygiene during use.

After use, dispose of the collar according to local medical waste regulations.

5. Troubleshooting

This section addresses common issues that may arise during the use of the Ambu Mini Perfit ACE cervical collar.

- **Improper Fit or Discomfort:** If the collar appears too loose, too tight, or causes patient discomfort, re-evaluate the sizing and adjustment. Ensure the correct size setting has been selected and the chin piece is properly positioned.
- **Difficulty with Intubation/Vomit Removal:** Ensure the flip chin piece is correctly manipulated and pre-shaped to provide adequate access for these procedures.
- **Collar Movement:** If the collar shifts or allows excessive movement of the cervical spine, re-check the tightness of the fastening mechanisms and ensure the collar is securely applied.

Always ensure the patient's safety and comfort. If issues persist, consult with a medical professional or refer to relevant medical protocols.

6. Specifications

Attribute	Detail
Product Dimensions	17.8 x 6 x 0.4 inches; 3.36 ounces
Item Model Number	000281106
Manufacturer	MC
Brand	Ambu
Closure Type	Button
Recommended User Size	Small adults/children
Number of Items	1
CT and MRI Compatible	Yes
Ventilated Posterior Shell	Yes (for fluid drainage)

7. Important Information

Legal Disclaimer: Statements regarding dietary supplements have not been evaluated by the FDA and are not intended to diagnose, treat, cure, or prevent any disease or health condition.





Note: This product is a medical device and should be used by trained professionals or under their guidance.



8. Warranty and Support

Specific warranty details for the Ambu Mini Perfit ACE cervical collar are not provided within this manual. For information regarding product warranty, technical support, or further inquiries, please contact Ambu customer service or refer to the official Ambu website.

For medical emergencies or specific patient care questions, always consult with a qualified healthcare professional.

Related Documents - 000281106

	<p>Ambu Mini Perfit ACE Extrication Collar: Instructions for Use and Safety Information</p> <p>Comprehensive instructions for the Ambu Mini Perfit ACE extrication collar, detailing its intended use, contraindications, warnings, specifications, and application steps. Designed for professional healthcare providers.</p>
	<p>Ambu Perfit ACE Cervical Collar: Instructions for Use and Application</p> <p>Detailed instructions for use, sizing, adjustment, and application of the Ambu Perfit ACE Extrication Collar. Learn how to properly immobilize and transport patients with suspected cervical spine injuries. Product information and safety warnings included.</p>
	<p>Ambu® SPUR® II Disposable Resuscitator: Instructions for Use</p> <p>Comprehensive instructions for the safe and effective use of the Ambu® SPUR® II Disposable Resuscitator, including indications, contraindications, warnings, operational procedures, and technical specifications.</p>
	<p>Ambu ECG Electrodes: Instructions for Use</p> <p>Comprehensive instructions for use for Ambu White Sensor and Ambu Blue Sensor ECG electrodes, covering intended use, contraindications, warnings, precautions, potential adverse events, symbol explanations, directions for use, and application duration.</p>

	<p>Ambu® aBox™ 2 Spare Part Replacement Manual Technical Guide</p> <p>Comprehensive guide for qualified biomedical technicians on replacing spare parts for the Ambu® aBox™ 2, including cleaning, disassembly, and reassembly procedures.</p>
	<p>Ambu AuraStraight Single Use Laryngeal Mask - Instructions for Use</p> <p>Comprehensive instructions for the Ambu AuraStraight Single Use Laryngeal Mask, detailing its intended use, patient population, contraindications, warnings, cautions, device description, preparation, insertion, inflation, verification, usage with other equipment, removal, disposal, and specifications. Designed for medical professionals trained in airway management.</p>