

Casio G-7900-1DR

Casio G-Shock G7900-1 Digital Sport Watch User Manual

Model: G-7900-1DR | Brand: Casio

INTRODUCTION

This manual provides detailed instructions for the proper use, setup, and maintenance of your Casio G-Shock G7900-1 Digital Sport Watch. Designed for durability and functionality, this timepiece offers a range of features including shock resistance, water resistance, tide and moon data, and multiple alarms. Please read this manual thoroughly to ensure optimal performance and longevity of your watch.

PRODUCT OVERVIEW



Figure 1: Front view of the Casio G-Shock G7900-1 watch, showcasing its robust design and digital display with moon and tide indicators.

The Casio G-Shock G7900-1 is engineered for resilience, featuring a four-point design protection and large, easy-to-operate buttons. Its digital display provides clear readability, even in low temperatures. Key features include:

- **Shock Resistant:** Built to withstand impacts and vibrations.
- **200M Water Resistant:** Suitable for professional marine activity and serious surface water sports.
- **Low Temperature Resistant LCD:** Operates reliably in temperatures as low as -20°C (-4°F).
- **Tide Graph & Moon Data:** Provides essential information for marine activities.
- **World Time:** Displays time for 29 time zones (48 cities).
- **Multiple Alarms:** Includes 4 multi-function alarms and 1 snooze alarm.

- **Stopwatch & Countdown Timer:** Precise timing functions for various needs.
- **Auto EL Backlight with Afterglow:** Ensures visibility in dark conditions.



Figure 2: The Casio G-Shock G7900-1 watch worn on a wrist, demonstrating its comfortable fit and prominent display.

SETUP

Initial Time and Date Setting

Upon first use or after a battery change, you will need to set the current time and date. Refer to the detailed instructions in the full user manual for specific button operations. Generally, you will use the 'MODE' button to navigate through settings and 'ADJUST' or 'START/STOP' buttons to change values.

Setting Tide and Moon Data

To utilize the tide graph and moon data features, you must input your current location's longitude and lunital interval. This allows the watch to accurately calculate tide levels and moon phases for your specific area. Consult the comprehensive manual for precise input procedures.

Battery Information

The G7900-1 uses a CR2025 battery, providing an approximate battery life of 2 years. When the display becomes dim or functions are erratic, it may be time to replace the battery. It is recommended to have battery replacement

performed by a qualified technician to ensure water resistance integrity.

OPERATING INSTRUCTIONS

Navigating Modes

Press the **MODE** button (bottom left) to cycle through the watch's various modes: Timekeeping, Tide/Moon Data, World Time, Alarm, Stopwatch, and Countdown Timer. The current mode is typically indicated on the display.

Using the Stopwatch

In Stopwatch mode, press the **START/STOP** button (bottom right) to start and stop the timer. Press the **SPLIT/RESET** button (top right) to record split times or to reset the stopwatch when it is stopped.

Setting Alarms

In Alarm mode, use the **ADJUST** button (top left) to select the alarm number. Use the **START/STOP** button to change the hour and minute settings. The watch features 4 multi-function alarms and one snooze alarm. The hourly time signal can also be activated or deactivated in this mode.

Activating Backlight

Press the **ILLUMINATOR** button (center bottom) to activate the Auto EL Backlight. The afterglow feature keeps the display illuminated for a short period after the button is released.

MAINTENANCE

Cleaning Your Watch

Regularly clean your watch with a soft, dry cloth. For stubborn dirt, use a mild soap solution and a soft brush, then rinse thoroughly with fresh water and dry completely. Avoid using chemical cleaners or solvents as they may damage the watch's materials.

Water Resistance Care

While your G-Shock is water resistant to 200 meters, it is important to rinse the watch with fresh water after exposure to saltwater or chlorine to prevent corrosion. Do not operate buttons while the watch is submerged in water or wet, as this can compromise the water resistance seals.

Battery Replacement

When the battery needs replacement, it is highly recommended to have it done by an authorized Casio service center or a professional watch repair shop. This ensures that the watch's water resistance is properly re-sealed and maintained after the battery compartment is opened.

TROUBLESHOOTING

Display is Dim or Blank

This usually indicates a low battery. Replace the CR2025 battery. If the issue persists after battery replacement, contact customer support.

Time is Inaccurate

Manually adjust the time settings as described in the "Setup" section. Note that the watch has an accuracy of +/- 15 seconds per month. If the deviation is significantly greater, a professional inspection may be required.

Buttons Not Responding

Ensure the watch is not in a locked mode (if applicable, though G7900-1 typically doesn't have a button lock). If buttons are stuck, gently clean around them. If the problem persists, it may indicate an internal mechanism issue requiring professional service.

Water Inside the Watch







Immediately take the watch to an authorized service center. Do not attempt to open the watch yourself, as this will void the warranty and likely cause further damage. Water intrusion can lead to irreversible damage to the internal components.

SPECIFICATIONS

Feature	Detail
Model Number	G-7900-1DR
Dimensions	1 x 1 x 1 inches; 2.41 ounces
Water Resistance	200 meters (660 feet)
Battery Type	CR2025
Approx. Battery Life	2 years
Accuracy	+/- 15 seconds per month
Display Type	Digital, Low Temperature Resistant LCD
Special Features	Shock Resistant, Tide Graph, Moon Data, World Time, 4 Multi-function Alarms + 1 Snooze, Hourly Time Signal, Countdown Timer, 1/100 Second Stopwatch, Auto EL Backlight with Afterglow, Flash Alert, Auto Calendar (pre-programmed until 2099), 12/24 Hour Formats, Button Operation Tone on/off.
Case/Band Material	Resin

WARRANTY AND SUPPORT

Your Casio G-Shock G7900-1 watch is covered by a manufacturer's warranty. Please refer to the warranty card included with your purchase for specific terms and conditions, including warranty period and coverage details. For further assistance, technical support, or to locate an authorized service center, please visit the official Casio website or contact their customer service department. You can find more information and products at the [Casio Store](#).

	<p>Инструкция к часам Casio G-SHOCK (Модуль 5623) и международная гарантия</p> <p>Полное руководство пользователя и информация о международной гарантии для часов Casio G-SHOCK (Модуль 5623) от i-Watch.Ru, включая инструкции по эксплуатации, настройке функций, Bluetooth-подключению и устранению неполадок.</p>
	<p>CASIO G-SHOCK G-7900, GLX-6900 Watch User Manual (Module 3194)</p> <p>Comprehensive user manual for the CASIO G-SHOCK G-7900 and GLX-6900 watches (Module 3194), detailing features, operations, water resistance, care, world time, alarms, stopwatch, timer, backlight, and technical specifications.</p>
	<p>Casio G-SHOCK GBD-100-1DR G-SQUAD Smartwatch - Operation Guide</p> <p>Explore the features and operation of the Casio G-SHOCK GBD-100-1DR G-SQUAD smartwatch, including fitness tracking, Bluetooth connectivity, and timekeeping. This guide provides essential information for users.</p>
	<p>Casio G-Shock Database: Durability and Specifications</p> <p>Explore the Casio G-Shock Database for comprehensive details on shock-resistant and water-resistant watches. Find specifications, features, and heritage of the iconic G-Shock line.</p>
	<p>Casio G-Shock Watch Module 3031 User Manual (G-800/9000/9025)</p> <p>Comprehensive user manual for Casio G-Shock watches, Module 3031, covering models G-800, G-9000, and G-9025. Details include international warranty information, water resistance guidelines, operating modes (Current Time, Stopwatch, Countdown Timer, Alarm, World Time), care instructions, technical specifications, and product information.</p>
	<p>Casio G-Shock G-7500/7510 Watch User Manual</p> <p>Comprehensive user manual for Casio G-Shock watches, module 2943, models G-7500 and G-7510. Covers setup, modes, features, and international warranty information.</p>