

INLAND 70119

ProHT 2.4Ghz Wireless Optical Mouse/Keyboard Combo (70119) User Manual

Brand: INLAND | Model: 70119

INTRODUCTION

Thank you for choosing the ProHT 2.4Ghz Wireless Optical Mouse/Keyboard Combo. This product provides a reliable and convenient wireless solution for your PC, laptop, or desktop computer. Featuring a 104-key keyboard and a precise optical mouse, this combo offers plug-and-play simplicity with a single 2-in-1 USB receiver. This manual will guide you through the setup, operation, maintenance, and troubleshooting of your new wireless combo.

FEATURES

- **2.4GHz Wireless Technology:** Offers a stable connection with a working distance of up to 10 meters.
- **104-Key Keyboard Layout:** Standard full-size keyboard for comfortable typing.
- **Spill-Resistant Design:** Protects the keyboard from accidental liquid spills.
- **Stand-Profile Keys:** Provides a comfortable and quiet typing experience.
- **Precise Optical Mouse:** Enhanced precision with optical engine, no cleaning required.
- **Ambidextrous Mouse Design:** Comfortable for both left and right-handed users.
- **Plug and Play:** No software drivers necessary for installation.
- **Compact USB Receiver:** A single micro receiver connects both the keyboard and mouse.

PACKAGE CONTENTS

- 1 x ProHT 2.4Ghz Wireless Keyboard
- 1 x ProHT 2.4Ghz Wireless Optical Mouse
- 1 x USB 2-in-1 Receiver

Note: 2 AAA batteries are required for operation and are not included in the package.

SETUP

1. Battery Installation

For the Keyboard:

1. Locate the battery compartment on the underside of the keyboard.
2. Open the battery compartment cover.
3. Insert the required batteries (typically AAA, refer to the compartment label for exact type and polarity) ensuring correct polarity (+/-).
4. Close the battery compartment cover securely.

For the Mouse:

1. Locate the battery compartment on the underside of the mouse.
2. Open the battery compartment cover.
3. Insert the required batteries (typically AAA, refer to the compartment label for exact type and polarity) ensuring correct polarity (+/-).
4. Close the battery compartment cover securely.

2. Connecting the USB Receiver

The USB receiver is typically stored in the battery compartment of the mouse for safe keeping during transport. Retrieve the receiver before proceeding.



Image: The ProHT wireless keyboard and mouse, with the compact USB receiver shown separately. The receiver is essential for establishing the wireless connection between the devices and your computer.

1. Locate an available USB port on your computer (PC, laptop, or desktop).
2. Insert the 2-in-1 USB receiver firmly into the USB port.
3. Your computer should automatically detect and install the necessary drivers. This process may take a few moments.

3. Powering On

Once the batteries are installed and the USB receiver is connected, the keyboard and mouse should automatically establish a connection with your computer. There is typically no power button on these devices; they activate upon battery insertion and receiver connection.

OPERATING INSTRUCTIONS

Keyboard Usage

The keyboard functions as a standard 104-key layout. All keys operate as they would on a wired keyboard. The

membrane tactile switches are designed to provide comfort to your fingers during extended use. Laser printing on the keycaps ensures durability and resistance to wear.

Mouse Usage

The optical mouse offers precise tracking and control. It features three buttons (left, right, and scroll wheel button) and a scrolling capability. The unique ambidextrous shape is designed for comfortable use by either hand. Simply move the mouse on a flat surface to control the cursor on your screen. The scroll wheel allows for easy navigation through documents and web pages.

MAINTENANCE

To ensure the longevity and optimal performance of your wireless keyboard and mouse combo, follow these maintenance guidelines:

- **Cleaning:** Use a soft, dry, lint-free cloth to clean the surfaces of the keyboard and mouse. For stubborn dirt, slightly dampen the cloth with water or a mild, non-abrasive cleaner. Avoid excessive moisture.
- **Spill-Resistant Design:** While the keyboard is spill-resistant, it is not waterproof. In case of a spill, immediately disconnect the receiver, remove batteries, and allow the keyboard to dry completely before re-use.
- **Battery Replacement:** Replace batteries when performance degrades or devices become unresponsive. Always use fresh batteries of the specified type.
- **Storage:** When not in use for extended periods, remove the batteries to prevent leakage. Store the devices in a cool, dry place.

TROUBLESHOOTING

If you encounter issues with your ProHT wireless combo, try the following solutions:

- **No Connection / Unresponsive Devices:**
 - Ensure the USB receiver is securely plugged into a working USB port on your computer. Try a different USB port.
 - Check the batteries in both the keyboard and mouse. Replace them with fresh ones if necessary, ensuring correct polarity.
 - Move the keyboard and mouse closer to the USB receiver to rule out range issues.
 - Restart your computer.
- **Lagging or Intermittent Connection:**
 - Ensure there are no large metal objects or other wireless devices (like Wi-Fi routers, cordless phones) operating on the 2.4GHz frequency too close to the receiver, as they can cause interference.
 - Try moving the receiver to a different USB port, preferably one on the front of your computer for better line of sight.
- **Mouse Cursor Jumps or is Inaccurate:**
 - Ensure the optical sensor on the underside of the mouse is clean and free of debris.
 - Use the mouse on a clean, non-reflective, and uniform surface. Mouse pads are recommended.
- **Keyboard Keys Not Responding:**
 - Check for any physical obstructions under the keys.

- Ensure the keyboard batteries are fresh and correctly installed.

SPECIFICATIONS

Category	Specification
Product Dimensions	20.27 x 1.77 x 5.31 inches
Item Weight	1 pounds
Item Model Number	70119
Batteries Required	2 AAA batteries (not included)
Connectivity Technology	2.4GHz Radio Frequency (USB Receiver)
Compatible Devices	PC, Laptop, Desktop (Windows 2000/XP/VISTA/7/8/10 or later, Chrome OS)
Keyboard Keys	104
Keyboard Switch Mechanism	Membrane
Keyboard Travel Length	3.6mm
Mouse Device Type	Optical Mouse
Mouse Buttons	3
Mouse Resolution	1000 CPI
Color	Black







WARRANTY AND SUPPORT


This product is manufactured by Inland. For specific warranty information, including duration and terms, please refer to the documentation included with your purchase or visit the official Inland website. Typically, warranty details cover manufacturing defects under normal use.

For technical support or further assistance, please consult the manufacturer's official support channels, which can usually be found on their website. Keep your purchase receipt as proof of purchase for any warranty claims.


© 2024 INLAND. All rights reserved. Information in this manual is subject to change without notice.

Related Documents - 70119

	<p>Inland 70119 2.4GHZ Wireless Keyboard and Mouse Combo Quick Setup Guide</p> <p>Get your Inland 70119 2.4GHZ wireless keyboard and mouse combo up and running quickly with this easy-to-follow setup guide. Learn how to insert batteries and connect the USB receiver.</p>
	<p>Inland ThunderSound PCI 5.1 Sound Card - Product Overview</p> <p>Detailed product information for the Inland ThunderSound PCI 5.1 Sound Card, featuring 6-channel audio, Dolby Digital AC-3 support, and Microsoft WHQL certification.</p>
	<p>Spectrum Welding Supplies Hire, Sales, Repair Terms 2025</p> <p>Comprehensive terms and conditions for hire, sales, and repair services provided by Spectrum Welding Supplies Ltd, covering payment terms, warranties, returns, and equipment usage.</p>
	<p>L3Harris Ship Reference Guide 2021</p> <p>A comprehensive reference guide to L3Harris' maritime capabilities, including submarines, surface combatants, amphibious warfare ships, coast guard cutters, and military sealift command vessels. The guide details various classes of ships and their associated systems and technologies.</p>
	<p>Koden KAT-330 Class A AIS / Inland AIS Transceiver Operation Manual</p> <p>This operation manual provides comprehensive instructions for the Koden KAT-330 Class A AIS and Inland AIS Transceiver, covering installation, configuration, operation, technical information, and specifications.</p>
	<p>Nauticast A2 Class-A SOLAS/Inland AIS Transponder Product Manual</p> <p>Comprehensive product manual for the Nauticast A2 Class-A SOLAS/Inland AIS Transponder. This guide covers installation, operation, technical specifications, and troubleshooting for maritime safety and navigation.</p>



Check the box of the item you purchased. Please ONLY check one box 4.00 Rebate:
#87070: Inland 3.5mm Basic Headset UPC Code: 012405870706 10.00 Rebate:
#70119: Inland 2.4Ghz Wireless Optical Mouse/Keyboard Combo UPC Code:
 012405**701192** This Submission Requires: Buy: One of the two participatin...
 lang:en **score:21** filesize: 135.6 K page count: 1 document date: 2017-11-09

		This Return Form Expires:	
<p>Over the top-off the car component Price \$149.95</p> <p><input type="checkbox"/> Software MSRP: \$149.95 (incl. tax) MSRP: \$149.95 (incl. tax) MSRP: \$149.95 (incl. tax)</p> <p><input type="checkbox"/> Hardware MSRP: \$149.95 (incl. tax) MSRP: \$149.95 (incl. tax) MSRP: \$149.95 (incl. tax)</p>		<p>Rate: 12.99% (APR) (12.99% APR) Term: 36 months (36 months) Payment: \$149.95 (incl. tax)</p>	
<p>Product ID: 12.99% (APR) (12.99% APR) Term: 36 months (36 months) Payment: \$149.95 (incl. tax)</p>		<p>Model: 12.99% (APR) (12.99% APR) Term: 36 months (36 months) Payment: \$149.95 (incl. tax)</p>	
<p>Model: 12.99% (APR) (12.99% APR) Term: 36 months (36 months) Payment: \$149.95 (incl. tax)</p>		<p>Model: 12.99% (APR) (12.99% APR) Term: 36 months (36 months) Payment: \$149.95 (incl. tax)</p>	
<p>Model: 12.99% (APR) (12.99% APR) Term: 36 months (36 months) Payment: \$149.95 (incl. tax)</p>		<p>Model: 12.99% (APR) (12.99% APR) Term: 36 months (36 months) Payment: \$149.95 (incl. tax)</p>	



[Society of Broadcast Engineers 2011-2012 Membership Directory & Buyers' Guide](#)

The official membership directory and buyers' guide for the Society of Broadcast Engineers (SBE) for the 2011-2012 period. It includes listings of board members, committee chairs, national presidents, SBE fellows, award recipients, and a comprehensive buyers' guide for broadcast engineering products and services.

lang:en score:18 filesize: 5.52 M page_count: 148 document date: 2022-05-06



[Society of Broadcast Engineers 2009-10 Membership Directory & Buyers' Guide](#)

This document is a comprehensive directory and buyer's guide for the Society of Broadcast Engineers (SBE) for 2009-2010. It includes a membership listing, information on SBE's history, governance, services, and a buyer's guide for broadcast engineering equipment and services. It also features the Kathrein MSK-200 Digital Television Signal Analyzer.


lang:en score:18 filesize: 8.89 M page_count: 140 document date: 2022-05-25



[Billboard International Talent & Touring Guide 2008: Artist, Manager, and Venue Directory](#)

The 2008 Billboard International Talent & Touring Guide is a comprehensive directory for music industry professionals, featuring listings of artists, managers, agents, promoters, venues, and touring services worldwide. Published by Billboard, a Nielsen company.

lang:en score:17 filesize: 20.19 M page_count: 236 document date: 2021-02-26



[Billboard International Buyer's Guide 1992](#)

The 1992 Billboard International Buyer's Guide is a comprehensive directory for the music and home video industries, listing record labels, music publishers, home video companies, and industry services and suppliers worldwide. It includes contact information, key personnel, and label details for businesses in the music and entertainment sectors.


lang:en score:16 filesize: 29.26 M page_count: 317 document date: 2019-07-11



[Billboard 1982-83 International Buyer's Guide: Music Industry Directory](#)

The Billboard 1982-83 International Buyer's Guide is a definitive industry resource, featuring comprehensive listings of record companies, music publishers, wholesalers, services, and detailed statistics from over 70 countries. Essential for music business professionals navigating the early 1980s market.

lang:en score:16 filesize: 70.05 M page_count: 582 document date: 2019-10-07



[1989 Billboard International Buyer's Guide: Music & Video Industry Directory](#)

A comprehensive directory of the music and video industry for 1989, listing companies, suppliers, services, manufacturing plants, and materials. Features information on CD replication, tape manufacturing, and retail suppliers.

lang:en score:15 filesize: 30.68 M page_count: 316 document date: 2024-07-28