

Ameriwood Home 7303028

Ameriwood Home Milford Single Door Storage Pantry Cabinet User Manual

Model: 7303028
Brand: Ameriwood Home

INTRODUCTION

The Ameriwood Home Milford Single Door Storage Pantry Cabinet provides versatile storage solutions for various areas of your home, including the kitchen, dining room, or laundry room. Designed with a compact 18-inch width, it is ideal for optimizing space in smaller rooms. This cabinet features four internal shelves, two of which are adjustable, allowing for flexible configuration to accommodate items of different sizes. Its Old Fashioned Pine laminate finish and decorative pewter knob offer a warm, rustic aesthetic that complements diverse home decors. Constructed from laminated particleboard, the cabinet includes a wall anchor kit for enhanced stability and safety.





Figure 1: Ameriwood Home Milford Single Door Storage Pantry Cabinet, closed view.

SAFETY INFORMATION

This product contains formaldehyde. A wall anchor kit is included with the cabinet to secure it to the wall. It is crucial to install the wall anchor to prevent tipping injuries and ensure the safety of your household. Always follow the instructions provided in the assembly manual for proper installation of the wall anchor.

PRODUCT FEATURES

- **Space-Saving Design:** Compact 18-inch width ideal for smaller rooms and limited storage areas.
- **Ample Storage:** Features 4 shelves for organizing pantry items, dinnerware, or other household goods.
- **Adjustable Shelves:** Two of the four shelves are adjustable, allowing for customized storage configurations to fit various item heights.
- **Durable Construction:** Made from laminated particleboard for long-lasting use.
- **Rustic Aesthetic:** Finished in Old Fashioned Pine laminate with wainscoting detail and a decorative pewter knob,

providing a charming country feel.

- **Safety First:** Includes a wall anchor kit to secure the cabinet to the wall, preventing tipping and enhancing safety.



Figure 2: Interior view of the cabinet showcasing adjustable shelves and storage capacity.

SPECIFICATIONS

Specification	Detail
Brand	Ameriwood Home
Model Number	7303028

Color	Old Village Pine
Product Dimensions (D x W x H)	15.69"D x 18.19"W x 60.25"H
Item Weight	60 Pounds
Weight Limit (per shelf)	40 Pounds
Number of Shelves	4 (2 adjustable)
Material	Engineered Wood (Laminated Particleboard)
Assembly Required	Yes

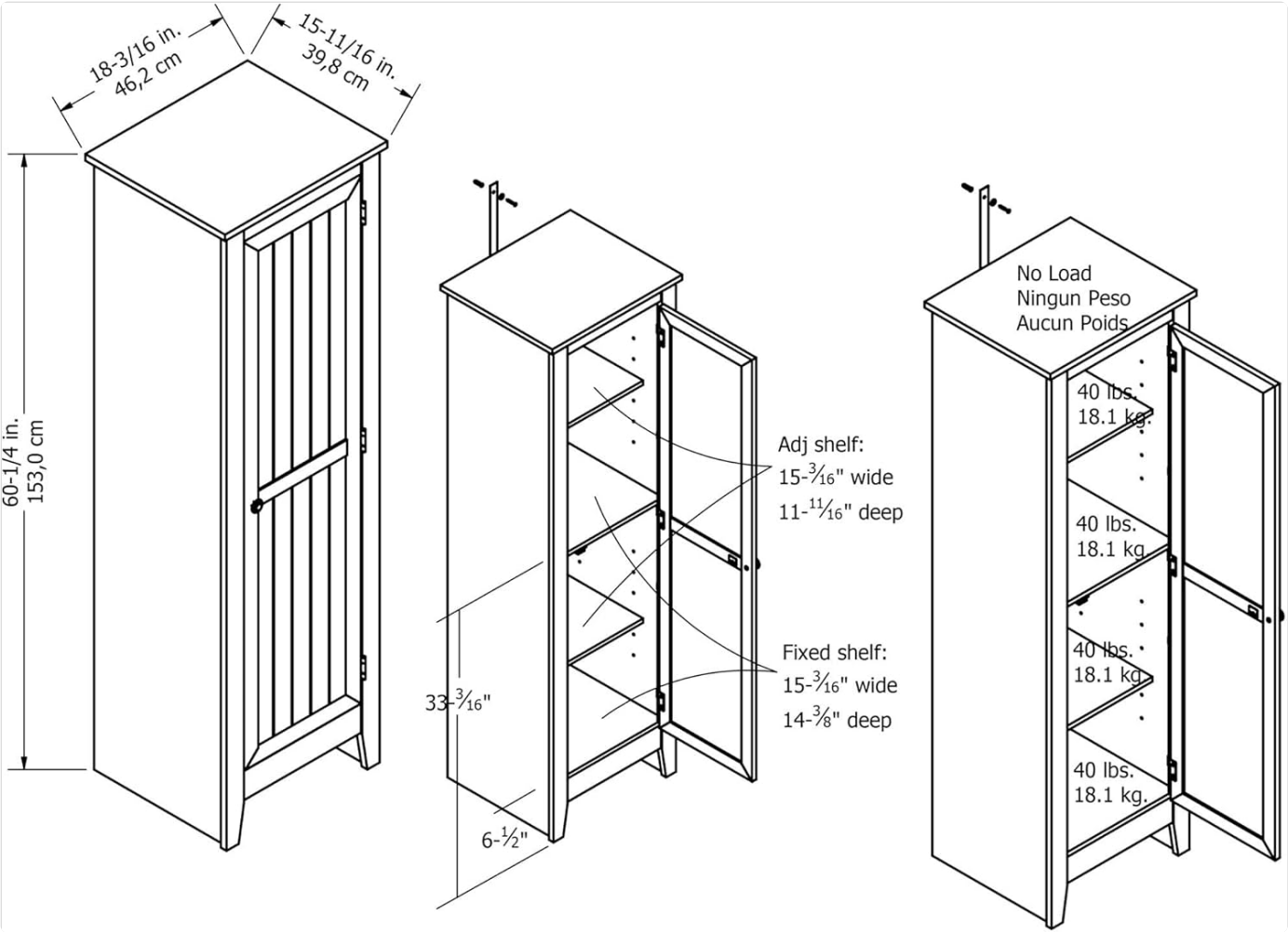


Figure 3: Detailed dimensions and weight capacity of the cabinet.

SETUP AND ASSEMBLY

The Ameriwood Home Milford Single Door Storage Pantry Cabinet requires assembly. It ships flat to your door, and two adults are recommended for proper assembly to ensure stability and correct alignment of components. Please refer to the detailed installation manual included with your unit for step-by-step instructions, diagrams, and a complete list of parts and hardware.

A digital copy of the installation manual can be found [here](#).

Your browser does not support the video tag.

Video 1: Overview of the Milford Single Door Storage Pantry Cabinet, including features and assembly difficulty. This video provides a

OPERATION AND USAGE

This storage pantry cabinet is designed for versatile use in various rooms. To open the cabinet, gently pull the decorative pewter knob. The single door provides access to four spacious shelves. Two of these shelves can be adjusted to different heights by repositioning the shelf pins in the pre-drilled holes along the cabinet sides. This flexibility allows you to store items of varying sizes, from tall cereal boxes to multiple canned goods.





Figure 4: Cabinet with door open, illustrating the internal shelving structure.



Figure 5: Example of cabinet usage, demonstrating how various kitchen items can be stored.

MAINTENANCE

To maintain the appearance and longevity of your Ameriwood Home Milford Single Door Storage Pantry Cabinet, follow these simple maintenance guidelines:

- **Cleaning:** Wipe surfaces with a soft, damp cloth. Avoid using harsh chemicals, abrasive cleaners, or polishes that may damage the laminated finish.
- **Spills:** Promptly wipe up any spills to prevent moisture damage to the particleboard.
- **Sunlight Exposure:** Avoid prolonged exposure to direct sunlight, which can cause fading or discoloration of the finish over time.

- **Weight Distribution:** Distribute weight evenly across the shelves and do not exceed the maximum weight limit of 40 lbs per shelf to prevent bowing or damage.
- **Hardware Check:** Periodically check all screws and fasteners to ensure they are tight. Retighten if necessary to maintain structural integrity.

TROUBLESHOOTING

If you encounter any issues with your Ameriwood Home Milford Single Door Storage Pantry Cabinet, please refer to the following common troubleshooting tips:

- **Wobbly Cabinet:** Ensure all cam locks and bolts are fully tightened. Verify that the cabinet is placed on a level surface. If necessary, use shims under the base to stabilize. Confirm the wall anchor kit is properly installed and secured.
- **Door Misalignment:** Check the hinges and ensure they are securely fastened to both the door and the cabinet frame. Adjust hinge screws as needed to align the door.
- **Missing Parts:** If any parts or hardware are missing upon unboxing, refer to the assembly manual for the parts list and contact Ameriwood Home customer support for replacements.
- **Damaged Components:** If components are damaged during shipping or assembly, do not proceed with assembly. Contact customer support for assistance.


WARRANTY AND SUPPORT




Ameriwood Home warrants this product to be free from defects and agrees to remedy any such defect. This warranty covers one year from the date of original purchase. For warranty claims, missing parts, or any other support inquiries, please refer to the contact information provided in your product's assembly manual or visit the official Ameriwood Home website.

You can also visit the [Ameriwood Home Store on Amazon](#) for additional product information and customer support options.

© 2023 Ameriwood Home. All rights reserved.

Related Documents

	<p>Ameriwood Home 3791872COM Media Console Assembly Instructions</p> <p>Comprehensive assembly guide for the Ameriwood Home 3791872COM Media Console, including safety information, parts identification, and step-by-step instructions.</p>
---	--

	<p>Ameriwood Home 4343905COM Wide Fireplace Mantle Assembly Instructions</p> <p>Comprehensive assembly instructions, parts list, and safety guide for the Ameriwood Home 4343905COM Wide Fireplace Mantle. Includes step-by-step visual descriptions and important warnings.</p>
	<p>Ameriwood Home 8745813COM 65" TV Stand Assembly Instructions</p> <p>Comprehensive assembly guide for the Ameriwood Home 8745813COM 65-inch TV Stand. Includes detailed instructions, parts identification, hardware list, safety warnings, and maximum load capacities.</p>
	<p>Ameriwood Home Fireplace TV Stand Assembly Instructions</p> <p>Comprehensive assembly instructions and safety guide for the Ameriwood Home Fireplace TV Stand. Includes detailed part identification, step-by-step assembly procedures, hardware lists, and important safety warnings.</p>