

Koolatron WC18MG

Koolatron 18-Bottle Slim Dual Zone Wine Cooler

Model: WC18MG

Brand: Koolatron

INTRODUCTION

Thank you for choosing the Koolatron 18-Bottle Slim Dual Zone Wine Cooler. This appliance is designed to provide an optimal environment for storing your wine collection, featuring dual temperature zones for different wine types and quiet thermoelectric cooling. Please read this manual thoroughly before operating your wine cooler to ensure proper use, maximum efficiency, and safety.

This manual contains important information regarding the installation, operation, maintenance, and troubleshooting of your Koolatron wine cooler. Keep this manual for future reference.

SAFETY INFORMATION

Always follow basic safety precautions when using electrical appliances to reduce the risk of fire, electric shock, and injury to persons.

- Read all instructions before using the appliance.
- Do not touch cold surfaces immediately after the unit has been plugged in.
- Ensure the appliance is properly grounded.
- Do not operate the appliance with a damaged cord or plug.
- Keep ventilation openings clear of obstruction.
- Do not store explosive substances such as aerosol cans with a flammable propellant in this appliance.
- Unplug the appliance before cleaning or performing any maintenance.

PRODUCT FEATURES

- **Dual Zone Cooling:** Separately controlled temperature zones for optimal storage of red and white wines. The upper zone accommodates up to 8 bottles, and the lower zone holds up to 10 bottles.
- **Thermoelectric Technology:** Utilizes advanced thermoelectric cooling for efficient operation with

minimal vibration, preserving wine sediment.

- **UV Protective Glass Door:** Double-paned mirrored glass door blocks harmful UV rays, protecting wine quality.
- **Soft Interior Lighting:** Gently illuminates your wine collection for easy viewing.
- **Freestanding Design:** Allows for flexible placement in various home or office settings.
- **Removable Racks:** Facilitates easy loading and organization of bottles.
- **Adjustable Leveling Legs:** Ensures stable and level placement on uneven surfaces.

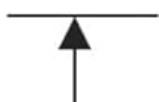
DOUBLE PANED GLASS DOOR BLOCKS UV RAYS

Internal fan maintains optimal temperature throughout to protect wine and preserve flavour



Detailed view of the Koolatron wine cooler's internal components, including the thermoelectric cooling fan, airtight door seal, removable wire racks, and adjustable leveling legs for stable placement.

DIMENSIONS



38"

22.5"

10"

The double-paned glass door of the wine cooler is designed to block harmful UV rays, protecting the integrity and flavor of your wine.

SETUP

Unpacking

Carefully remove all packaging materials, including the foam base and any tape holding accessories in place. Inspect the wine cooler for any shipping damage. Report any damage to your retailer immediately.

Placement

This wine cooler is designed for freestanding installation only. Do not recess or build it into a cabinet. Place the unit on a flat, solid surface strong enough to support the unit when fully loaded. Ensure adequate air circulation around the unit; allow at least 5 inches (12.7 cm) of space on the sides and back, and 10 inches (25.4 cm) at the top.





The Koolatron wine cooler is designed for freestanding placement, offering flexibility in your home or bar area.

Leveling

It is crucial for the wine cooler to be level for proper operation and door alignment. Adjust the leveling legs at the bottom of the unit by turning them clockwise to raise or counter-clockwise to lower. Use a spirit level to ensure the unit is perfectly level.

Power Connection

Before plugging in, allow the unit to stand upright for at least 2 hours. Connect the power cord to a dedicated 115V AC, 60Hz grounded electrical outlet. Do not use extension cords or adapter plugs.

OPERATING INSTRUCTIONS

Temperature Control

The Koolatron wine cooler features a digital control panel for setting temperatures in both the upper and lower zones.

- **Upper Zone:** Ideal for white and sparkling wines. Temperature range: 54-66°F (12-18°C).
- **Lower Zone:** Ideal for red wines. Temperature range: 46-66°F (8-18°C).


Use the touch controls on the front panel to adjust the desired temperature for each zone. The display will show the current temperature. Allow several hours for the unit to reach the set temperature after initial setup or temperature changes.



THERMOELECTRIC COOLING



AIRTIGHT DOOR SEAL



REMOVABLE RACKS



ADJUSTABLE LEVELING LEGS

The one-touch digital control panel allows precise temperature adjustments for both the upper and lower cooling zones.

Loading Bottles

The wine cooler is designed to hold standard 750ml wine bottles. The upper zone can hold up to 8 bottles, and the lower zone can hold up to 10 bottles. Carefully slide bottles onto the removable wire racks. For optimal air circulation, avoid overcrowding the shelves.



The interior of the wine cooler, with its door open, showing how bottles are stored on the removable racks.

RECOMMENDED SERVING TEMPERATURE



Red wine
55-65°F
(12-19°C)



White wine
48-54°F
(9-12°C)



Sparkling wine
45-47°F
(7-8°C)

The removable racks are designed to fit standard 750ml wine bottles, ensuring secure storage.

Recommended Serving Temperatures

For the best enjoyment of your wines, consider these recommended serving temperatures:

- **Red Wine:** 55-65°F (12-19°C)
- **White Wine:** 48-54°F (9-12°C)
- **Sparkling Wine:** 45-47°F (7-8°C)

FREESTANDING DESIGN

Compact wine cooler perfect for floor placement



Visual guide to recommended serving temperatures for different types of wine.

MAINTENANCE

Cleaning

Always unplug the wine cooler before cleaning. Clean the interior and exterior surfaces with a soft cloth and a mild detergent solution. Do not use abrasive cleaners or solvents. The removable racks can be washed with warm soapy water and dried thoroughly before reinserting.

Door Seal

Regularly check the door seal for any signs of damage or wear. A tight seal is essential for maintaining optimal temperature and energy efficiency. Clean the door gasket with a damp cloth and mild soap.

Defrost System

This unit features a manual defrost system. If frost builds up on the interior cooling plate, unplug the unit and allow the frost to melt naturally. Place a towel at the bottom to absorb water. Once defrosted, wipe the interior dry before plugging the unit back in.

TROUBLESHOOTING

Problem	Possible Cause	Solution
Wine cooler does not operate	No power; Plug not fully inserted; Circuit breaker tripped.	Check power supply; Ensure plug is secure; Reset circuit breaker.
Temperature is not cold enough	Door not closed properly; Excessive door openings; Unit placed in direct sunlight or near heat source; Overloaded with bottles.	Ensure door is sealed; Reduce frequency of door openings; Relocate unit; Reduce bottle load.
Unit is noisy	Unit is not level; Fan obstruction; Normal operating sounds.	Adjust leveling legs; Check for obstructions around fan; Some fan noise is normal for thermoelectric units.
Door does not close properly	Unit not level; Door gasket dirty or damaged; Bottles obstructing closure.	Level the unit; Clean or inspect gasket; Rearrange bottles.

SPECIFICATIONS

Feature	Detail
Model Number	WC18MG
Capacity	18 Standard 750ml Bottles (8 Upper, 10 Lower)
Volume	1.9 Cubic Feet (53 Liters)
Cooling Technology	Thermoelectric
Upper Zone Temperature Range	54-66°F (12-18°C)
Lower Zone Temperature Range	46-66°F (8-18°C)
Dimensions (W x D x H)	10 x 22.5 x 38 inches (25.4 x 57.2 x 96.5 cm)
Weight	21.77 kg (48 lbs)
Power	115V AC, 60Hz
Installation Type	Free-standing
Defrost System	Manual

FITS STANDARD 750 ML BOTTLES



Key dimensions of the Koolatron 18-Bottle Slim Dual Zone Wine Cooler.

WARRANTY AND SUPPORT

Koolatron products are manufactured to the highest standards and are backed by a limited warranty. For specific warranty details, including duration and coverage, please refer to the warranty card included with your product or visit the official Koolatron website.







For technical assistance, troubleshooting, or to inquire about replacement parts, please contact Koolatron Customer Service. Have your model number (WC18MG) and purchase information ready when contacting support.

Koolatron Customer Service:

Website: www.koolatron.com

Phone: Refer to your product documentation for regional contact numbers.

© 2024 Koolatron. All rights reserved.

	<p>Koolatron WC18-MG Dual Zone Wine Cellar User Manual</p> <p>User manual for the Koolatron WC18-MG 18-bottle Dual Zone Wine Cellar, covering features, specifications, installation, operation, maintenance, and troubleshooting.</p>
	<p>Koolatron WC18-DZ 18-Bottle Dual Zone Wine Cellar User Manual and Warranty</p> <p>Comprehensive user manual and warranty information for the Koolatron WC18-DZ 18-bottle dual zone wine cellar. Includes features, specifications, installation, operation, maintenance, and troubleshooting.</p>
	<p>Koolatron WC18 18-Bottle Wine Cellar User Manual and Warranty Information</p> <p>Detailed user manual and warranty information for the Koolatron WC18 18-bottle wine cellar, featuring dual temperature zones, specifications, installation, operation, and maintenance guidelines.</p>
	<p>Koolatron WC12MG Slim Wine Cellar 12-Bottle Wine Cooler User Manual</p> <p>User manual for the Koolatron WC12MG Slim Wine Cellar, a 12-bottle thermoelectric wine cooler. Includes warranty, features, specifications, safety, installation, operation, maintenance, and troubleshooting information.</p>
	<p>Koolatron WC12MG Slim 12-Bottle Wine Cellar - User Manual & Guide</p> <p>Official user manual for the Koolatron WC12MG Slim 12-Bottle Wine Cellar. Learn about features, specifications, installation, operation, maintenance, troubleshooting, and warranty for your thermoelectric wine cooler.</p>
	<p>Koolatron WC18-MG 18-Bottle Dual Zone Wine Cellar User Manual and Guide</p> <p>This user manual provides comprehensive instructions for the Koolatron WC18-MG 18-bottle dual-zone wine cellar. It covers warranty, features, specifications, safety guidelines, installation steps, operating procedures, maintenance tips, and a troubleshooting guide.</p>

Documents - Koolatron – WC18MG




[\[pdf\]](#) User Manual Specifications Guide

WC18MG Manual Koolatron 15 Inch Black Wine Cooler Appliances Connection D58e402af5c4a4 static appliancesconnection attachments |||

18-bottle DUAL ZONE WINE CELLAR WC18-MG User Manual CELLIER VIN DEUX-ZONE 18 bouteilles WC18-MG Guide d utilisation INSTALLATION Choose a location where there is an electrical outlet within reach of the power cord. There must be at least 127 mm 5 clearance around the unit to ensure proper ve...

lang:en score:36 filesize: 175.19 K page_count: 4 document date: 2015-04-23




[pdf] User Manual Warranty

WC18MG manualENG read 20june16 WINE CELLAR Koolatron Temperature control panel 5 Recessed handle 6 Door top hinge cover 7 bottom 8 Water tray 9 liner 10 seal 11 Zones divider manual koolatron manuals

Warranty This product is warranted to the retail consumer for 90 days from date of retail purchase, against defects in material and workmanship. WHAT IS COVERED - Replacement parts and labor. - Transportation charges to customer for the repaired product. WHAT IS NOT COVERED - Commercial or industria...

lang:en score:33 filesize: 310.79 K page_count: 4 document date: 2020-06-16



[pdf] Guide Warranty

WC18MG manualFRE read 20june16 CELLIER À VIN RONA WC18 MG Guide d utilisation DEUX ZONE à 18 bouteilles H1S223 6 2020 v2 Garantie Ce produit est garanti contre tout défaut de matériaux et 332002946 WarrantyGuide frCA cdn rona ca webassets manuals |||

Garantie Ce produit est garanti contre tout dfaut de matriaux et de fabrication l acheteur au dtail pendant 90 jours compter de sa date d achat. CE QUI EST COUVERT - les pices de rechange et la main d oeuvre - les frais de transport du produit rpar au domicile du client CE QUI N EST PAS COUVERT - ...

lang:fr score:31 filesize: 312.99 K page_count: 4 document date: 2020-06-16



[Koolatron WC18-MG 18-Bottle Dual Zone Wine Cellar User Manual and Guide](#)

This user manual provides comprehensive instructions for the Koolatron WC18-MG 18-bottle dual-zone wine cellar. It covers warranty, features, specifications, safety guidelines, installation steps, operating procedures, maintenance tips, and a troubleshooting guide.

lang:en score:28 filesize: 579.16 K page_count: 8 document date: 2022-12-14



[pdf] User Manual Warranty

WC18MG manualENG read 20june16 WINE CELLARuser manual 59143dec 56f5 4d9b 9600 9f522a3f42f2mkt jcpenny prod mkt images user 9f522a3f42f2 |||

Warranty This product is warranted to the retail consumer for 90 days from date of retail purchase, against defects in material and workmanship. WHAT IS COVERED - Replacement parts and labor. - Transportation charges to customer for the repaired product. WHAT IS NOT COVERED - Commercial or industria...

lang:en score:27 filesize: 310.8 K page_count: 4 document date: 2020-06-16