

## DOMETIC CDF-18

# DOMETIC CDF-18 Portable Compressor Cooler and Freezer Instruction Manual

Model: CDF-18 (Part Number: 9600000460)

## INTRODUCTION

---

This manual provides essential information for the safe and efficient operation, maintenance, and troubleshooting of your DOMETIC CDF-18 Portable Compressor Cooler and Freezer. Please read these instructions carefully before use and retain them for future reference.



Image: The DOMETIC CDF-18 portable compressor cooler and freezer, showcasing its compact design and internal storage capacity.

## SAFETY INSTRUCTIONS

To prevent injury or damage, observe the following safety guidelines:

- Ensure the power supply voltage matches the specifications on the unit's rating plate.
- Do not operate the appliance if it is visibly damaged.
- Keep ventilation openings clear of obstructions.

- Do not use electrical devices inside the cooler unless they are recommended by the manufacturer.
- Avoid touching exposed cables with bare hands.
- This appliance can be used by children aged 8 years and above and persons with reduced physical, sensory or mental capabilities or lack of experience and knowledge if they have been given supervision or instruction concerning use of the appliance in a safe way and understand the hazards involved.

## PACKAGE CONTENTS

---

Verify that all items are present and undamaged:

- 1 x DOMETIC CDF-18 Portable Compressor Cooler and Freezer
- 1 x Instruction Manual (this document)
- 1 x DC Connection Cable (12/24V)

## SETUP

---

1. **Unpacking:** Carefully remove the cooler from its packaging. Retain packaging for future transport or storage.
2. **Placement:** Place the cooler on a firm, level surface. Ensure adequate ventilation around the unit, especially the compressor area. Avoid direct sunlight or heat sources.
3. **Power Connection:** Connect the DC cable to the cooler's power input. Then, connect the other end to a 12V or 24V DC power source (e.g., vehicle cigarette lighter socket).



Image: Control panel showing the temperature dial, battery monitor switch, and DC power input for the DOMETIC CDF-18.

## OPERATING INSTRUCTIONS

1. **Power On/Off:** The unit powers on automatically when connected to a power source. To turn off, disconnect the power cable.
2. **Temperature Setting:** Use the 'Temperature' rotary dial to set the desired cooling level. Turning towards 'COLD' increases cooling (lower temperature), and towards 'FREEZE' enables deep freezing down to -18°C.
3. **Battery Monitor:** The 'Battery Monitor' switch protects your vehicle battery from excessive discharge. Select 'HIGH' for sensitive batteries (e.g., starting batteries) or 'LOW' for less sensitive batteries (e.g., leisure batteries). The unit will switch off if the battery voltage drops below the selected threshold.
4. **Loading the Cooler:** Place items inside the cooler. For optimal performance, pre-cool items if possible. The internal divider can help organize contents.





Image: Interior of the cooler demonstrating how items can be stored with the internal divider.



Image: The cooler's interior with the removable divider in place, ready for loading.

Your browser does not support the video tag.

Video: An overview of the DOMETIC CoolFreeze CDF-18, highlighting its slim design, refrigeration capabilities, and compact compressor. This video demonstrates the product's key features and portability.

## MAINTENANCE

- **Cleaning:** Clean the interior and exterior of the cooler regularly with a damp cloth. Use mild soap if necessary. Do not use abrasive cleaners or sharp objects.
- **Ventilation:** Periodically check that the ventilation grilles are free from dust and debris to ensure efficient operation.
- **Storage:** When not in use for extended periods, ensure the cooler is clean and dry. Store with the lid slightly ajar to prevent odors.

## TROUBLESHOOTING

Problem	Possible Cause	Solution
Cooler does not turn on.	No power supply; low battery voltage; faulty cable.	Check power connection; ensure battery is charged; inspect cable for damage.
Insufficient cooling.	Temperature setting too high; poor ventilation; too much warm content.	Adjust temperature dial to 'COLD' or 'FREEZE'; clear ventilation openings; pre-cool items before loading.
Unusual noise.	Unit not level; fan obstruction.	Ensure cooler is on a level surface; check for obstructions in the fan.

## SPECIFICATIONS

Feature	Detail
Model	DOMETIC CDF-18
Part Number	9600000460
Capacity	18 Liters
Refrigeration Technology	Compressor
Input Voltage (DC)	12V / 24V
Rated Input Current (DC)	3.5A (12V) / 1.9A (24V)
Rated Input Power (DC)	42W
Refrigerant Type	R134a
Temperature Range	Refrigeration and deep freezing down to -18°C
Dimensions (L x W x H)	46.5 x 30.0 x 41.4 cm
Item Weight	9.5 kg (20.94 lbs)
Material	Polyethylene (PE)

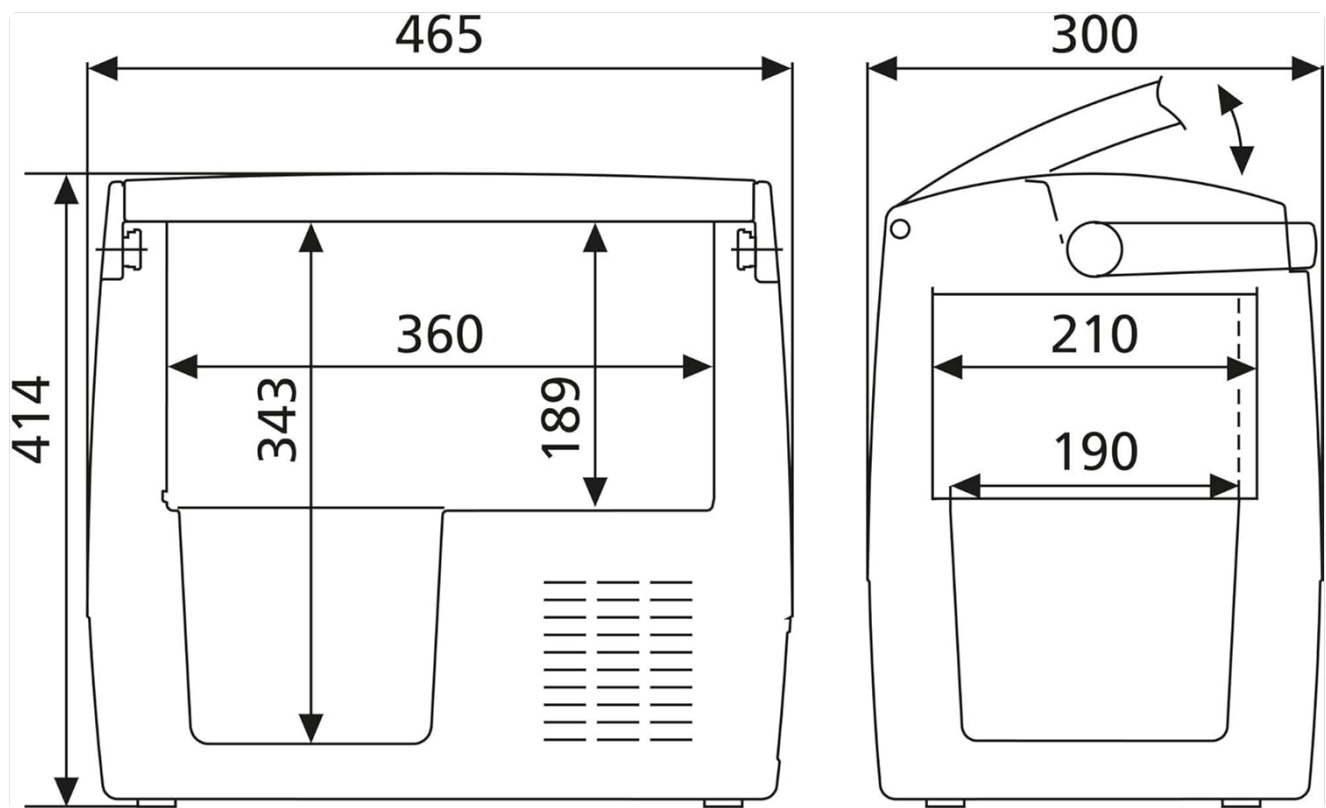


Image: Dimensional drawing of the DOMETIC CDF-18, indicating length, width, and height measurements.

## WARRANTY AND SUPPORT

For warranty information, please refer to the warranty card included with your product or visit the official DOMETIC website. For technical support or service inquiries, please contact DOMETIC customer service directly. Keep your purchase receipt as proof of purchase.

© 2025 DOMETIC. All rights reserved.

## Related Documents - CDF-18

### DOMETIC MOBILE COOLING TROPICOL








INHALTSVERZEICHNIS	
1. Einführung	1
2. Technische Daten	2
3. Bedienung	3
4. Wartung	4
5. Sicherheit	5
6. Garantie	6
7. Kontakt	7
8. Anhang	8
9. Index	9
10. Glossar	10
11. Abbildungen	11
12. Tabellen	12
13. Zeichnungen	13
14. Formeln	14
15. Symbole	15
16. Abkürzungen	16
17. Literatur	17
18. Sonstiges	18
19. Sonstiges	19
20. Sonstiges	20

### [Dometic Tropicool Mobile Cooler User Manual](#)

Explore the Dometic Tropicool series of mobile coolers, designed for efficient cooling and heating on the go. This user manual provides comprehensive operating instructions, safety guidelines, and technical specifications for models TC14, TC21, and TC35.



	<p><a href="#">Dometic CoolFreeze Portable Cooling Boxes: Operating Manual</a></p> <p>Explore the Dometic CoolFreeze series of portable cooling boxes, including models CDF18, CDF26, CDF36, and CDF46. This comprehensive operating manual provides essential information on usage, safety, and maintenance for these efficient, compressor-driven coolers, perfect for travel, camping, and marine use.</p>
	<p><a href="#">Dometic CFF Series Mobile Coolers: Operating Manual</a></p> <p>This manual provides essential operating, safety, and maintenance instructions for the Dometic CFF series of mobile cooling appliances, ensuring efficient and reliable performance for various portable cooling needs.</p>
	<p><a href="#">Dometic CFX3 Mobile Cooling: Operating Manual and Features</a></p> <p>Comprehensive operating manual for Dometic CFX3 portable compressor coolers, covering models CFX3 25, 35, 45, 55, 55IM, 75DZ, and 95DZ. Learn about features, setup, app control, safety, and troubleshooting.</p>
	<p><a href="#">Dometic CFX3 Mobile Cooling: Advanced Portable Refrigerators and Freezers</a></p> <p>Discover the Dometic CFX3 series of advanced mobile cooling solutions, offering efficient refrigeration and freezing for outdoor adventures, travel, and RVs. Features include smart app control via Bluetooth/WiFi, versatile power options, and robust design.</p>
	<p><a href="#">Dometic CFX2 Series Portable Cooler - Operating Manual</a></p> <p>Comprehensive operating manual for Dometic CFX2 series portable coolers (CFX2 28, CFX2 37, CFX2 45, CFX2 57), covering safety, operation, maintenance, and technical specifications.</p>