

Timex T2M933

Timex South Street Sport Watch Model T2M933 Instruction Manual

Comprehensive guide for setup, operation, and maintenance.

INTRODUCTION

This manual provides detailed instructions for the Timex South Street Sport Watch, Model T2M933. Please read this guide thoroughly to ensure proper use and care of your timepiece. This watch features a silver-tone 36mm brass case, a blue dial with day and date display, Indiglo backlight, and is water-resistant to 30 meters.

WATCH COMPONENTS

Familiarize yourself with the main components of your Timex South Street Sport watch:

- **Crown:** Used for setting time and date.
- **Watch Face:** Displays time, day, and date.
- **Indiglo Button:** Activates the Indiglo night-light (often integrated into the crown).
- **Case:** The main body of the watch.
- **Band:** Silver-tone stainless steel expansion band.





Image 1: Front view of the Timex South Street Sport Watch, Model T2M933. This image displays the blue dial, silver-tone Arabic numerals, day and date window, and the stainless steel expansion band.

SETUP INSTRUCTIONS

1. Setting the Time

1. Pull the crown out to the outermost position (position 3).

2. Turn the crown clockwise or counter-clockwise to move the hands until the correct time is displayed. Ensure AM/PM is correctly set if your watch has a 24-hour indicator or if setting the date.
3. Push the crown back into its normal operating position (position 1).

2. Setting the Day and Date

1. Pull the crown out to the middle position (position 2).
2. Turn the crown clockwise to adjust the date.
3. Turn the crown counter-clockwise to adjust the day.
4. Once the correct day and date are set, push the crown back into its normal operating position (position 1).

Note: To avoid damaging the movement, do not set the date or day between 9:00 PM and 3:00 AM, as the watch's internal mechanism is engaged in changing the date during this period. If adjustment is needed during these hours, first set the time outside this range, adjust the date/day, then reset the time.

OPERATING INSTRUCTIONS

Indiglo Night-Light

Your Timex watch features the Indiglo night-light for illumination in low-light conditions.

- To activate, press and hold the crown (or the designated Indiglo button if separate). The entire watch dial will illuminate.
- Release the button to turn off the light.



Image 2: Side view of the watch, highlighting the crown which is used for time/date setting and Indiglo activation.

CARE AND MAINTENANCE

- **Cleaning:** Wipe the watch case and band with a soft, damp cloth. Avoid using harsh chemicals or abrasive materials.
- **Water Resistance:** This watch is water resistant to 30 meters (100 feet). It is suitable for splashes or brief immersion in water. It is **not** suitable for swimming, bathing, or diving. Do not operate the crown while the watch is wet.
- **Temperature:** Avoid exposing the watch to extreme temperatures (hot or cold) or sudden temperature changes.
- **Magnetic Fields:** Keep the watch away from strong magnetic fields, as they can affect accuracy.
- **Battery Replacement:** The watch uses one Lithium Metal battery (included). When the watch stops or the Indiglo light dims significantly, the battery may need replacement. Battery replacement should ideally be performed by a qualified watch technician to ensure water resistance is maintained.



Image 3: Angled view of the Timex South Street Sport Watch, showcasing the overall design and the stainless steel expansion band.

TROUBLESHOOTING

Problem	Possible Cause	Solution
Watch stops or runs intermittently.	Depleted battery.	Replace the battery.
Time is inaccurate.	Watch exposed to strong magnetic fields; incorrect time setting.	Demagnetize the watch (professional service recommended); reset the time correctly.
Indiglo light does not work.	Depleted battery; faulty contact.	Replace the battery; contact customer support if issue persists after battery replacement.

Problem	Possible Cause	Solution
Day/Date does not change or changes at incorrect time.	Incorrect time setting (AM/PM); setting day/date during restricted hours.	Ensure AM/PM is correctly set; avoid setting day/date between 9 PM and 3 AM.

SPECIFICATIONS

- **Model Number:** T2M933
- **Case Material:** Brass
- **Case Diameter:** 36mm
- **Band Material:** Stainless Steel
- **Band Width:** 18mm
- **Band Type:** Expansion
- **Dial Color:** Blue
- **Crystal Material:** Mineral Glass
- **Water Resistance:** 30 meters (100 feet)
- **Movement:** Quartz
- **Battery Type:** 1 Lithium Metal battery (included)
- **Features:** Day/Date display, Indiglo Night-Light

WARRANTY AND SUPPORT

Timex watches typically come with a limited warranty covering manufacturing defects. For specific warranty details, including duration and coverage, please refer to the warranty card included with your purchase or visit the official Timex website. Keep your proof of purchase for warranty claims.


For customer support, service, or to find an authorized service center, please visit the official Timex website or contact their customer service department directly. Contact information can usually be found on the Timex website or in the packaging materials.






Online Resources: www.timex.com



© 2025 Timex. All rights reserved.

Related Documents - T2M933

	<p>Timex Watch User Manual and Warranty Information</p> <p>A comprehensive guide for Timex watches, covering setup, operation, features like INDIGLO night-light, bracelet adjustment, water and shock resistance, battery care, and international warranty details.</p>
---	--

	<p>Timex Retro Digital Watch User Guide</p> <p>Comprehensive user guide for the Timex Retro Digital watch, covering basic operations, time and date setting, alarm functions, chronograph usage, INDIGLO® night-light, water and shock resistance, and warranty information.</p>
	<p>Timex Expedition Digital Watch User Guide</p> <p>Comprehensive user guide for the Timex Expedition Digital watch, detailing functions, basic operations, time/date settings, alarms, timers, chronographs, INDIGLO® night-light, water and shock resistance, and warranty information.</p>
	<p>Timex Marathon Digital Watch User Manual and Operating Instructions</p> <p>Comprehensive user guide for the Timex Marathon Digital watch. Learn how to set time, alarm, stopwatch, use INDIGLO night-light, and understand water resistance. Includes safety warnings and warranty information.</p>
	<p>Timex Expedition North Slack Tide Watch User Guide</p> <p>This user guide provides detailed instructions for setting and operating the Timex Expedition North Slack Tide watch, including time, date, and tide cycle hand adjustments, as well as information on water resistance, shock resistance, warranty, and battery care.</p>
	<p>Timex Digital Watch User Guide</p> <p>Comprehensive user guide for the Timex Digital watch, covering features, basic operation, time and date settings, stopwatch, countdown timer, alarms, dual time, INDIGLO night-light, water and shock resistance, and battery information.</p>