

[Manuals.plus](#) /

> [Crayola](#) /

> Crayola Color Switchers 6-Count Color Changing Markers Instruction Manual

Crayola 58-8170

Crayola Color Switchers 6-Count Color Changing Markers Instruction Manual

INTRODUCTION

The Crayola Color Switchers are a unique set of markers designed to transform colors on paper. Each marker features two ends: one for laying down a primary color and another clear end that, when applied over the primary color, magically changes it to a new, vibrant hue. This set includes 6 dual-ended markers, offering a total of 12 color possibilities for creative projects.

PRODUCT OVERVIEW

Crayola Color Switchers markers are designed for artistic expression and creative play. Each marker is dual-ended, providing both a primary color and a color-changing activator. The primary color tip functions like a standard marker, while the clear tip reacts with the primary ink to reveal a new color. This innovative design allows for dynamic artwork and surprising color effects.



Image: The Crayola Color Switchers 6-count marker set, displayed in its packaging. The image shows the six dual-ended markers and

indicates the product dimensions as 7.7 inches (19 cm) in length.

SETUP

No assembly or complex setup is required for Crayola Color Switchers markers. Simply remove the markers from their packaging. Ensure the caps are securely placed on both ends when not in use to prevent drying.

1. Unpack the 6 Color Switchers markers from their retail packaging.
2. Verify that all markers have their caps securely in place.
3. The markers are now ready for immediate use.

OPERATING INSTRUCTIONS

Using Crayola Color Switchers markers involves two simple steps to achieve their magical color-changing effect.

Step 1: Apply Primary Color

- Select a marker and remove the colored cap.
- Use the colored tip to draw or color on paper as you would with any standard marker. This will lay down the initial color.
- Recap the colored end when finished with the primary application.

Step 2: Activate Color Change

- Remove the clear cap from the opposite end of the same marker.
- Gently draw or color over the previously applied primary color with the clear tip.
- Observe as the primary color magically transforms into a new color.
- Recap the clear end immediately after use to prevent drying.

Experiment with different pressures and layering techniques to discover unique artistic effects.









COLOR SWITCHERS™

Markers That Magically Change Colors!

Each Crayola **Color Switchers** marker has a secret—a hidden color! **Color Switchers** give you brilliant colors just like other Crayola Markers. When you flip the marker and apply the special color switcher, watch the magic begin! Yellow turns red! Green goes purple! Violet to coral—and more! Colorful surprises make special art effects for all your creative projects!



-  **Scarlet Starlet™**
to **Bold Gold™**
-  **Screamin' Green™**
to **Grape Ape™**
-  **Tangerine Dream™**
to **Scary Canary™**
-  **Denim Venom™**
to **Icy Dicey™**
-  **Mustard Custard™**
to **Looney Marooney™**
-  **Yummy Plummy™**
to **Inky Pinky™**

MADE IN CHINA

CODE#: 58-8170-0-300
STYLE#: 58-8170

Please retain packaging for future reference.
Contents and colors may vary.

 A  Company
© 2008 Crayola, Easton, PA 18044-0431
Distributed in Australia by Crayola (Australia) Pty. Ltd.
Imported by Binney & Smith (Europe) Ltd., Saturn Facilities,
Bedford Heights, Manton Lane, Bedford, MK41 7PH, England.

SAFETY INFORMATION
Conforms to
ASTM D 4236
ALL CRAYOLA ART MATERIALS
ARE NONTOXIC.

WASHING & CARE INFORMATION
STAIN ADVISEMENT: Crayola markers contain
colorants that may stain.

QUALITY GUARANTEE

We guarantee the quality of all
Crayola products. If this product
does not perform properly,
please contact us.
In the U.S.A. and Canada, call
1-800-CRAYOLA, weekdays
9:00 AM-4:00 PM EST.
In Europe, call Crayola UK at
01702 208170, weekdays
9:00 AM-5:00 PM local time.
In Australia, call Crayola AU at
1-800-657-353, weekdays
9:00 AM-4:00 PM AEST
www.crayola.com



Image: The back of the Crayola Color Switchers packaging, illustrating the six primary colors and their corresponding color changes when the clear tip is applied. Examples include Mustard Custard changing to Looney Marooney, and Screamin' Green changing to Grape Ape.

Color Change Chart

Original Color	Switched Color
Mustard Custard	Looney Marooney

Original Color	Switched Color
Tangerine Dream	Scary Canary
Yummy Plummy	Inky Pinky
Screamin' Green	Grape Ape
Scarlet Starlet	Bold Gold
Denim Venom	Icy Dicey

MAINTENANCE

Proper maintenance ensures the longevity and performance of your Crayola Color Switchers markers.

- **Recap After Use:** Always replace both the colored and clear caps firmly after each use. This prevents the ink from drying out.
- **Storage:** Store markers horizontally to ensure even ink distribution and prevent one tip from drying out faster than the other. Keep them in a cool, dry place away from direct sunlight.
- **Cleaning:** If ink gets on skin or washable fabrics, wash promptly with soap and water. Crayola inks are generally washable from skin and most washable clothing.

TROUBLESHOOTING

If you encounter issues with your Color Switchers markers, refer to the following common solutions:

- **Marker Not Writing:**
 - Ensure the cap was removed from the correct end (colored tip for primary drawing).
 - Check if the marker tip appears dry. If so, try gently pressing the tip onto a scrap piece of paper for a few seconds to encourage ink flow.
 - If the marker is completely dry, it may have reached the end of its lifespan or was left uncapped.
- **Color Change Not Occurring:**
 - Verify that you are using the clear tip to go over the primary color. The clear tip is specifically designed for this reaction.
 - Ensure the primary color has been applied sufficiently to react with the clear tip.
 - The clear tip itself may be dry if left uncapped. Recap it tightly and try again after a few minutes.
- **Faint or Uneven Color:**
 - This can occur if the marker is running low on ink.
 - Ensure markers are stored horizontally to maintain even ink distribution.

SPECIFICATIONS

Brand:	Crayola
Model Number:	58-8170

Writing Instrument Form:	Marker Pen
Color:	Multicolor (6 unique primary colors with 6 unique switched colors)
Ink Color:	Multicolor
Age Range (Description):	Kid (Recommended for ages 4 & up)
Additional Features:	Non-Toxic, Color Changing
Closure Type:	Snap Cap
Unit Count:	6.0 Count
Item Dimensions:	0.69 x 7.38 x 7 inches
Item Weight:	4.64 ounces
Material Type:	Plastic
Ink Base:	Water
Included Components:	6 Markers
UPC:	071662081706

SAFETY INFORMATION

Warning: Not suitable for children under 36 months due to small parts which may cause a choking hazard if swallowed. Always supervise young children during use. Ensure proper ventilation if used in enclosed spaces, although these markers are non-toxic.

Crayola products are non-toxic and conform to ASTM D4236.

WARRANTY AND SUPPORT

Crayola products are manufactured to high-quality standards. For product support, questions, or concerns, please visit the official Crayola website or contact their customer service department. Keep your product packaging for reference, as it contains important information.

For more information, visit: www.crayola.com

