

VENTA LW45

Venta LW45 Original Humidifier User Manual

Model: LW45

1. PRODUCT OVERVIEW

The Venta LW45 Original Humidifier is designed to humidify dry room air in spaces up to 600 square feet using a filter-free evaporative humidification process. This method ensures hygienic operation, ease of use, and simple cleaning, while naturally reducing airborne pollutants and maintaining optimal humidity levels between 40-60%.



Figure 1: Venta LW45 Original Humidifier (Black)

Key Features:

- Mist-free evaporative humidification for spaces up to 600 ft².
- Achieves optimal humidity levels of 40-60% for healthy air.
- Filter-free operation, utilizing water for humidification and air purification.
- Safe for use with tap water.
- Reduces harmful airborne pollutants.

2. SETUP

1. **Unpack the Unit:** Carefully remove all packaging materials from the humidifier.
2. **Placement:** Place the Venta LW45 on a flat, stable surface in the desired room. Ensure adequate space around the unit for optimal air circulation. The humidifier is suitable for living rooms, family rooms, bedrooms, nurseries, and offices.
3. **Fill Water Reservoir:**
 - Separate the upper housing from the lower housing (water reservoir).
 - Fill the lower housing with fresh tap water up to the indicated MAX line. The unit has a 3-gallon capacity.
 - Add the recommended amount of Venta Water Treatment Additive to the water.
 - Carefully place the upper housing back onto the lower housing, ensuring it is securely seated.
4. **Connect Power:** Plug the power cord into a suitable electrical outlet.




Figure 2: Venta LW45 Dimensions

Setup and Water Filling Demonstration:

Your browser does not support the video tag.

Video 1: This video demonstrates the basic setup of the Venta Original Humidifier, including how to add water and the water treatment additive.

3. OPERATING INSTRUCTIONS

The Venta LW45 operates using a simple control panel located on the top of the unit.

1. **Power On/Off:** Press the power button to turn the unit on or off.
2. **Adjust Fan Speed:** The unit typically offers multiple fan speed settings (e.g., low, medium, high). Use the fan speed control to select your desired operating level. Higher speeds will humidify the air more quickly.
3. **Humidity Control:** The Venta LW45 is designed to achieve and maintain an optimal humidity level of 40-60% through its natural cold evaporation process. It will automatically adjust its output to prevent over-humidification.
4. **Initial Operation:** For the first 7-10 days, allow the unit to run continuously on the highest speed to establish the desired humidity level in your space.



Figure 3: Venta LW45 in a typical room environment

4. MAINTENANCE

Regular maintenance ensures the longevity and efficient operation of your Venta LW45 Humidifier.

1. **Daily Water Refill:** Refill the water reservoir with fresh tap water as needed. The unit will automatically shut off when the water level is too low.
2. **Bi-Weekly Cleaning:** Every two weeks, empty the water reservoir, rinse it thoroughly, and wipe down the interior surfaces and disk stack to remove any mineral deposits or residue. Use a soft cloth or brush.
3. **Venta Water Treatment Additive:** Use the Venta Water Treatment Additive with each water refill to maintain optimal performance and prevent mineral buildup.
4. **Seasonal Cleaning:** At the end of each humidification season, perform a more thorough cleaning using Venta Cleaner solution to remove stubborn mineral deposits.

5. TROUBLESHOOTING

- **Unit Not Humidifying:**

- Check if the water reservoir is filled to the appropriate level.
- Ensure the unit is powered on and the fan speed is set.
- Allow 7-10 days for initial humidification, especially in very dry environments.

- **Unusual Noise:**

- Verify the unit is placed on a flat, stable surface.
- Check for any obstructions around the fan or disk stack.
- Clean the unit thoroughly, as mineral buildup can sometimes cause noise.

- **Odor from Unit:**

- Perform a thorough cleaning of the water reservoir and disk stack.
- Ensure fresh tap water is used and the Venta Water Treatment Additive is added regularly.

6. SPECIFICATIONS

Feature	Detail
Brand	VENTA
Model Name	LW45
Special Feature	No filters
Color	Black
Floor Area Coverage	600 Square Feet
Operation Mode	Evaporative

Product Dimensions	17.75"D x 12"W x 12.75"H
Item Weight	13 Pounds
Room Type	Bedroom, Kids Room, Living Room, Nursery, Office
Included Components	Humidifier, Water Treatment Additive
Wattage	8 watts
Capacity	3 Gallons



7. WARRANTY & SUPPORT





The Venta LW45 Original Humidifier comes with a **2-year limited warranty**.

For technical support, troubleshooting assistance, or warranty claims, please contact Venta customer service through their official website or the contact information provided in your product packaging.

© 2025 VENTA. All rights reserved.

Related Documents - LW45

	<p>Venta Original Humidifier User Manual - LW15, LW25, LW45</p> <p>Comprehensive user manual for Venta Original Humidifier models LW15, LW25, and LW45. Includes setup guide, maintenance, troubleshooting, and warranty information for optimal indoor air quality.</p>
	<p>Venta Original Humidifier User Manual: LW15, LW25, LW45</p> <p>Comprehensive user manual for Venta Original Humidifier models LW15, LW25, and LW45. Learn about setup, operation, maintenance, troubleshooting, and warranty for optimal indoor air quality with Venta's cold evaporation technology.</p>

	<p>Venta Airwasher LW25/LW45 Comfort Plus User Manual: Setup, Operation, Maintenance & Troubleshooting</p> <p>Comprehensive user manual for the Venta Airwasher LW25 and LW45 Comfort Plus models. Includes setup guide, operating instructions, maintenance tips, troubleshooting, FAQ, and warranty information.</p>
	<p>Venta Comfort Plus Airwasher Bedienungsanleitung</p> <p>Umfassende Bedienungsanleitung für den Venta Comfort Plus Airwasher (Modelle LW15, LW25, LW45). Optimieren Sie Ihr Raumklima mit diesem leistungsstarken Luftbefeuchter und -reiniger. Erfahren Sie alles über sichere Bedienung, Wartung und Funktionen für ein gesünderes Zuhause.</p>
	<p>Venta LW62 WiFi User Manual and Operating Instructions</p> <p>Comprehensive user manual and operating instructions for the Venta LW62 WiFi air humidifier and air washer. Learn about setup, functions, maintenance, and troubleshooting for optimal air quality.</p>
	<p>Venta Original Luftbefeuchter LW15/LW25/LW45 Bedienungsanleitung</p> <p>Entdecken Sie die Funktionen und die richtige Anwendung des Venta Original Luftbefeuchters LW15, LW25 und LW45. Diese Anleitung bietet detaillierte Informationen zur Inbetriebnahme, Wartung und Fehlerbehebung für eine optimale Luftqualität.</p>