

## Muse HW-308

# Muse HW-308 F8 Watercolor Paper Instruction Manual

Model: HW-308

## INTRODUCTION

The Muse HW-308 F8 Watercolor Paper is a classic, high-quality watercolor paper designed for artists. This White Watson block type paper is made with a super thick 300g weight and features 4-sided glue binding, making it resistant to warping and ideal for various watercolor techniques. Its natural white finish, free from additives, is perfect for capturing subtle light differences in your artwork.

This manual provides essential information on the proper use, care, and specifications of your Muse HW-308 F8 Watercolor Paper to help you achieve optimal results.



Figure 1: The Muse HW-308 F8 Watercolor Paper block, showcasing its clean white appearance and the "Watson" branding.

## PREPARATION AND SETUP

---

The Muse HW-308 F8 Watercolor Paper comes in a block format with 4-sided glue binding. This design minimizes warping during the painting process. No extensive setup is required beyond preparing your art supplies.

- **Unpacking:** Carefully remove the paper block from its packaging.
- **Surface Preparation:** Ensure your working surface is clean, flat, and stable.
- **Water and Paints:** Prepare your watercolor paints, brushes, and clean water as per your artistic practice.



Figure 2: A close-up view of the paper's texture, highlighting its surface strength and suitability for various media.

## OPERATING INSTRUCTIONS

---

This paper is optimized for watercolor painting but also exhibits good adhesion for charcoal and pastel. Its high water retention allows for excellent expressive properties.

1. **Painting:** Apply watercolor paints directly to the paper. The 300g weight and 4-sided glue binding help prevent buckling and warping during wet-on-wet techniques.
2. **Techniques:** The paper supports various watercolor techniques including blurring, bleeding, backrun, and lifting due to its high water retention and surface strength. It is also masking resistant.
3. **Layering:** The paper's surface strength allows for multiple layers of paint without significant damage or pilling.

4. **Removing a Sheet:** Once your artwork is complete and fully dry, carefully remove the finished sheet from the block. Use a palette knife or a thin, blunt tool to gently slide under the top sheet along the glued edges, detaching it from the block.



Figure 3: An example of a watercolor painting, demonstrating the paper's ability to render vibrant colors and fine details.

## MAINTENANCE AND STORAGE

Proper maintenance and storage will preserve the quality of your watercolor paper.

- **Storage:** Store unused paper blocks flat in a cool, dry place away from direct sunlight and humidity.
- **Protection:** Keep the paper covered or in its original packaging to protect it from dust, dirt, and accidental spills.
- **Handling:** Handle the paper by its edges to avoid transferring oils or dirt from your hands to the painting surface.

## TROUBLESHOOTING

While Muse watercolor paper is designed for high performance, here are some common issues and their solutions:

Issue	Possible Cause	Solution
Paper Warping/Buckling	Excessive water application or improper drying.	The 4-sided glue binding significantly reduces warping. Ensure the artwork is fully dry before detaching from the block. For very heavy washes, consider allowing layers to dry between applications.

Issue	Possible Cause	Solution
Paint Not Adhering Properly	Surface contamination (oils, dirt) or incorrect paint consistency.	Ensure hands are clean when handling paper. Use appropriate watercolor paint consistency. The paper has good adhesion properties for watercolor.
Difficulty Removing Sheet	Not using a proper tool or attempting to remove before fully dry.	Ensure artwork is completely dry. Use a thin, blunt tool like a palette knife or letter opener to carefully slide along the glued edges.







## SPECIFICATIONS

Attribute	Detail
Brand	Muse
Model Number	HW-308
Color	White
Material	Paper
Sheet Size	F8 (465mm x 389mm / 17.9"L x 14.9"W)
Paper Finish	Watercolor
Recommended Uses	Watercolor, Charcoal, Pastel
Sheet Count	15 sheets
Paper Weight	300 gsm (10.6 oz)
Binding	4-sided glue block
Item Weight	2.95 pounds

## WARRANTY AND SUPPORT

Information regarding specific warranty terms for Muse HW-308 F8 Watercolor Paper is not provided in the product details. For any product-related inquiries or support, please refer to the official Muse brand website or contact your retailer.

Always purchase from authorized sellers to ensure product authenticity and quality.

	<p><a href="#">Muse Headband: Technical Specifications, Validation, and Research Use</a></p> <p>Comprehensive technical specifications, validation data, and research applications for the Muse brain sensing headband. Learn about its use in consumer meditation and advanced scientific research, including its features, compatibility, and data analysis tools.</p>
	<p><a href="#">MUSE M-238 BC Bone Conduction Earphones with MP3 Player - User Manual</a></p> <p>User manual for the MUSE M-238 BC bone conduction earphones with built-in MP3 player. Learn about setup, operation, Bluetooth pairing, charging, specifications, and safety warnings.</p>
	<p><a href="#">Muse M-056 AG/SC/VB Portable Radio User Manual</a></p> <p>User manual for the Muse M-056 AG, M-056 SC, and M-056 VB portable radio. Provides instructions on operation, controls, power supply, radio tuning, auxiliary input, technical specifications, and safety guidelines.</p>
	<p><a href="#">MUSE M-35 BT User Manual: Portable CD/MP3 Player with Bluetooth &amp; USB</a></p> <p>Comprehensive user manual for the MUSE M-35 BT portable radio, CD, and MP3 player. Learn how to use Bluetooth, USB playback, FM radio, and all features of this versatile audio device.</p>
	<p><a href="#">MUSE MT-120 MB Turntable Micro System User Manual</a></p> <p>Comprehensive user manual for the MUSE MT-120 MB Turntable Micro System. Learn how to set up, operate, and enjoy features like the turntable, CD player, USB playback, Bluetooth connectivity, and FM radio. Includes safety instructions and maintenance tips.</p>
	<p><a href="#">MUSE M-199 DAB Autoradio User Manual - DAB+/FM, Bluetooth, USB/SD</a></p> <p>This user manual provides comprehensive instructions for the MUSE M-199 DAB car radio. Discover how to install, operate, and utilize its advanced features, including DAB+/FM radio reception, Bluetooth connectivity, USB/SD media playback, and essential safety guidelines.</p>