

## Disney P7494

# Disney CARS Piston Cup 5 Pack Mini Adventures Toy Set Instruction Manual

Model: P7494

## 1. INTRODUCTION

The Disney CARS Piston Cup 5 Pack Mini Adventures set brings to life characters from the beloved Disney/Pixar film CARS. This collection features five mini vehicles designed for imaginative play and display. The packaging includes diorama elements, enhancing the movie scene experience. This manual provides guidance on the product's contents, usage, and care.

## 2. PACKAGE CONTENTS

Your Disney CARS Piston Cup 5 Pack Mini Adventures set includes the following items:

- Five (5) mini CARS character vehicles.
- One (1) display packaging with integrated diorama elements.



Image showing the Disney CARS Piston Cup 5 Pack in its original packaging, featuring Lightning McQueen, Mack Semi, N2O Cola No. 68, Octane Gain No. 58, and Octane Gain Hauler within a diorama display.

### 3. SETUP AND DISPLAY

The Disney CARS Piston Cup 5 Pack is designed for immediate play and display. No assembly is required for the vehicles themselves. The packaging serves as a diorama, allowing for an interactive display of the characters.

1. Carefully remove the outer packaging to access the diorama display.
2. Position the mini vehicles within the diorama as desired, or remove them for play.

### 4. OPERATING INSTRUCTIONS

These mini vehicles are intended for imaginative play. Users can engage in various scenarios inspired by the CARS movie or create new adventures.

- Roll the vehicles across flat surfaces.
- Recreate scenes from the Disney/Pixar CARS film.
- Collect and display the vehicles.



Image displaying three of the Disney CARS Piston Cup 5 Pack vehicles: the Octane Gain Hauler, Lightning McQueen, and Mack, showcasing their detailed designs.

## 5. MAINTENANCE AND CARE

To ensure the longevity of your CARS Piston Cup 5 Pack, follow these care guidelines:

- **Cleaning:** Wipe vehicles with a soft, dry cloth. Avoid using harsh chemicals or abrasive cleaners, as these may damage the paint or plastic.
- **Storage:** Store the vehicles and packaging in a cool, dry place away from direct sunlight to prevent fading or material degradation.
- **Handling:** Handle the vehicles gently to prevent damage to small parts or paintwork.

## 6. TROUBLESHOOTING

This product is a simple toy set and typically does not require complex troubleshooting. However, consider the following:

- **Damaged Parts:** If any part of a vehicle becomes damaged or detached, discontinue use to prevent potential hazards, especially for younger children.
- **Missing Items:** If any items are missing from the package upon unboxing, please refer to the warranty and support section for assistance.

## 7. SPECIFICATIONS

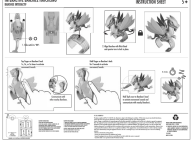





Product Dimensions	9.5 x 3 x 6.25 inches
Item Weight	6.4 ounces
Item Model Number	P7494
Manufacturer Recommended Age	36 months - 8 years
Release Date	December 1, 2008
Manufacturer	Mattel
Brand	Disney

## 8. WARRANTY AND SUPPORT

This product is manufactured by Mattel under the Disney brand. For any inquiries regarding product defects, missing parts, or warranty information, please contact the manufacturer directly. Please retain your proof of purchase. For further assistance, you may visit the official Mattel or Disney consumer relations websites, or refer to any contact

information provided on the product packaging.

Related Documents - P7494

	<p><a href="#">Interactive Banshee Hatchling: Setup and Operation Guide</a></p> <p>Comprehensive instruction sheet for the Interactive Banshee Hatchling toy, detailing setup, activation, interaction modes, and battery information. Learn how to bring your Banshee to life.</p>
	<p><a href="#">Setting Up a Disney MagicMobile Pass for iPhone, Apple Watch, and Android Devices</a></p> <p>Learn how to set up and use your Disney MagicMobile Pass on iPhone, Apple Watch, and Android smartphones with Google Wallet for seamless access to theme parks, Lightning Lane entrances, and more.</p>
	<p><a href="#">Toy Story Sega Genesis Instruction Manual</a></p> <p>Official instruction manual for the Disney Pixar Toy Story video game on the Sega Genesis system. Learn gameplay, controls, characters, game levels, and game mechanics.</p>
	<p><a href="#">Disney Program Seeker Droid SW423 Instructions</a></p> <p>Official instruction guide for the Disney Program Seeker Droid SW423, detailing its components, controls, and FCC compliance information.</p>
	<p><a href="#">Disney Remote Control Trackless Train Instruction Manual</a></p> <p>Comprehensive instructions for operating the Disney Remote Control Trackless Train, covering independent mode, follow-me mode, try-me mode, technical specifications, and safety warnings.</p>
	<p><a href="#">6V Frozen 2 Quad Ride On - User Manual and Safety Guidelines</a></p> <p>This document provides essential safety guidelines, vehicle care instructions, battery information, and assembly steps for the Disney Frozen 6V Quad Ride On toy, model KL-40052.</p>